



ASK AUTOMOTIVE PRIVATE LIMITED

NOTICE

NOTICE IS HEREBY GIVEN THAT 33RD ANNUAL GENERAL MEETING (AGM) OF THE COMPANY WILL BE HELD ON THURSDAY, 30TH SEPTEMBER, 2021 AT 5:30 P.M. AT THE REGISTERED OFFICE OF THE COMPANY AT FLAT NO. 104, 929/1, NAIWALA, FAIZ ROAD, KAROL BAGH, NEW DELHI- 110005 TO TRANSACT THE FOLLOWING BUSINESS:

ORDINARY BUSINESS

1. To receive, consider and adopt the Audited Financial Statements for the financial year ended 31st March, 2021 together with the Reports of Board of Directors and Auditors thereon.
2. To confirm the payment of Interim Dividend of Re. 40 per equity share for the financial year ended 31st March, 2021 and in this regard, pass the following resolution as an Ordinary Resolution:

"RESOLVED THAT the Interim Dividend of Re. 40 per equity share of Rs. 2/- each fully paid up, approved by the Board of Directors and already paid, be and is hereby confirmed for the Financial Year 2020-21."

SPECIAL BUSINESS

3. Change in Designation of Mr. Rajesh Kumar

To approve the Change in Designation of Mr. Rajesh Kumar and in this regard, to consider and, if thought fit, to pass with or without modification(s), the following Resolution as an Ordinary Resolution:

"RESOLVED THAT, in accordance with the provisions of Sections 196 and other applicable provisions of the Companies Act, 2013, or any amendment thereto or modification thereof, approval of the Members be and is hereby accorded to change the designation of Mr. Rajesh Kumar (DIN: 08528643) as Whole-time Director of the Company (being designated as Executive Director) for a period of three years with effect from 1st October, 2021, on the existing terms and conditions, as detailed below, with liberty to the Board of Directors of the Company (hereinafter referred to as "the Board") to alter and vary the terms and conditions of the said appointment, including but not limited to annual increment of remuneration not more than 20% over the annual gross remuneration of preceding financial year based on the performance.

Basic Salary	Rs. 1,60,000/- (One Lac Sixty Thousand) per month
Housing Rent Allowance	Rs. 80,000/- (Eighty Thousand) per month
Special Allowance	Rs. 21,546/- (Twenty One Thousand Five Hundred Forty Six) per month
Child Education Allowance	Rs. 200/- (Two Hundred) per month
Conveyance	One chauffeur driven Car for personal and official purposes with a limit of Rs. 18,000/- (Eighteen Thousand) per month, for Driver and Rs. 20,000/- (Twenty Thousand) per month, for Car Running & Maintenance
Bonus	Rs. 1,054/- (One Thousand Fifty Four) per month
Phone expenses	Full reimbursement on actual bill
Leave	Earned leave as per the policy of the Company Leaves (SL / CL) and holidays as per Company policy
Gratuity	Gratuity payable will be 4.8% of basic at the time of cessation of service
Reimbursement of Business Expenses	Reimbursement of actual conveyance, reasonable travel, entertainment expenses incurred for the purpose of the business of the Company
Mediclaime and Accidental coverage as per company norms	As per Company policy

RESOLVED FURTHER THAT any of the Director and/or Company Secretary of the Company be and is hereby severally authorised to do all such acts, deeds, matters and things as may be considered necessary or desirable to give effect to this resolution and matters incidental thereto including filing of E-Form with the Registrar of Companies, NCT of Delhi & Haryana, if required."

PLACE: GURUGRAM
DATE: 24-08-2021

By Order of the Board
For ASK AUTOMOTIVE PRIVATE LIMITED


RAJANI SHARMA
COMPANY SECRETARY
M. NO. 14391

Corp. Office :-

Plot No. 13-14, Sector - 5, I.M.T. Manesar,

Distt. Gurgaon. PIN - 122050 (Hr.)

Ph : 0124 - 4396900

e-mail : askbrake@vsnl.com, roc@askbrake.com

: askbrake@airtelmail.in

Website : www.askbrake.com

IATF

16949 : 2016

ISO

9001 : 2015

ISO

14001 : 2015

OHSAS

18001 : 2007

Reqd. Office :

Flat No. 104, 929/1, Naiwala,

Faiz Road, Karol Bagh,

New Delhi - 110 005

Tel : 011-28758433, 28759605

Fax : 011-28752694, 45032488

CIN : U34300DL1988PTC030342

NOTES:

1. Pursuant to Section 139 of the Companies Act, 2013 (the Act), appointment of the Statutory Auditors M/s Walker Chandiook & Co. LLP, Chartered Accountants (Registration No. 001076N/N500013) was made by the members in their AGM held on September 29, 2017 for a period of five years i.e. from the conclusion of 29th AGM till the conclusion of 34th AGM, subject to ratification by members at every AGM. However, in view of the notification dated May 7, 2018 issued by the Ministry of Corporate Affairs, requirement for ratification of appointment of Auditors at every AGM, has been abandoned.
2. A member entitled to attend and vote at the Annual General Meeting ("AGM") is entitled to appoint a proxy to attend and vote on a poll instead of himself and the proxy need not be a member of the Company. The instrument appointing proxy in order to be effective shall be deposited at the Registered Office of the Company before the commencement of the AGM. Proxies submitted on behalf of Companies, societies, etc., must be supported by appropriate resolutions/authority, as applicable.
3. Pursuant to provisions of Section 105 of the Companies Act, 2013, read with the applicable rules thereon, a person can act as proxy on behalf of members not exceeding 50 (fifty) and holding in the aggregate not more than 10% (ten percent) of the total share capital of the Company carrying voting rights. A member holding more than 10% (ten percent) of the total share capital of the Company carrying voting rights may appoint a single person as proxy and such person shall not act as a proxy for any other person or shareholder.
4. Relevant documents referred to in the accompanying Notice and statutory registers are open for inspection by the Members at the Registered Office of the Company on all working days, between 14:00 – 16:00 hrs. upto the date of the meeting and will be available for inspection at the AGM.
5. Physical copies of the Annual Report 2020-2021 are being sent along with Notice of AGM through permitted mode.

Explanatory Statement as required by Section 102 of the Companies Act, 2013 and Companies (Management and Administration) Rules, 2014**ITEM NO. 3**

The Members are informed that Mr. Rajesh Kumar was appointed as Additional Director (Non-Executive) of the Company with effect from 7th September, 2019, further regularised by the Members at the Annual General Meeting held on 30th September, 2019.

The Members are informed that in accordance with the provisions of Sections 196 and other applicable provisions of the Companies Act, 2013, no company shall appoint or re-appoint any person as its managing director, whole-time director or manager for a term exceeding 5 (five) years at a time.

The Members are informed that since Mr. Rajesh Kumar is instrumental in the growth of the Company and therefore it was proposed to change his designation to Whole-time Director of the Company under Executive Category and propose his appointment for a period of three years w.e.f 1st October, 2021, on the terms & conditions, as detailed below:

Basic Salary	Rs. 1,60,000/- (One Lacs Sixty Thousand) per month
Housing Rent Allowance	Rs. 80,000/- (Eighty Thousand) per month
Special Allowance	Rs. 21,546/- (Twenty One Thousand Five Hundred Forty Six) per month
Child Education Allowance	Rs. 200/- (Two Hundred) per month
Conveyance	One chauffeur driven Car for personal and official purposes with a limit of Rs. 18,000/- (Eighteen Thousand) per month, for Driver and Rs. 20,000/- (Twenty Thousand) per month, for Car Running & Maintenance
Bonus	Rs. 1,054/- (One Thousand Fifty Four) per month
Phone expenses	Full reimbursement on actual bill
Leave	Earned leave as per the policy of the Company Leaves (SL / CL) and holidays as per Company policy
Gratuity	Gratuity payable will be 4.8% of basic at the time of cessation of service
Reimbursement of Business Expenses	Reimbursement of actual conveyance, reasonable travel, entertainment expenses incurred for the purpose of the business of the Company
Mediclaime and Accidental coverage as per company norms	As per Company policy

The Members are informed that the Board of Directors of the Company at their meeting held on 24th August, 2021 and recommended to place the subject resolution, as an Ordinary Resolution, before the members for their approval.

No other director, key managerial personnel and their relative is considered to be concerned or interested financially or otherwise, in the Resolution.

The Board of Directors recommend passing of the subject matter in Item No. 3 of the Notice, as an Ordinary Resolution.

PLACE: GURUGRAM

DATE: 24-08-2021

**By Order of the Board
For ASK AUTOMOTIVE PRIVATE LIMITED**

**RAJANI SHARMA
COMPANY SECRETARY
M. NO. 14391**



ASK AUTOMOTIVE PRIVATE LIMITED

BOARD'S REPORT

To,

The Members,

Your Directors have pleasure in presenting their 33rd Annual Report on the business and operations of the Company and the accounts for the Financial Year ended March 31, 2021.

FINANCIAL RESULTS

A summary of the comparative financial results (Stand-Alone and Consolidated) for the Financial Year 2020-21 and 2019-20 is given below:

Particulars	Stand-Alone		Consolidated	
	2020-21	2019-20	2020-21	2019-20
Sales/Income/Revenue from Operations	1,54,399.21	1,64,457.60	1,54,399.21	1,64,457.60
Other Income	2,377.47	519.51	2,377.47	519.51
Total Income	1,56,776.68	1,64,977.11	1,56,776.68	1,64,977.11
Total Expenditure	1,42,039.96	1,50,587.31	1,42,039.96	1,50,587.31
Profit/(Loss) Before Extraordinary items and Tax	14,736.72	14,389.80	14,736.72	14,389.80
Exceptional Items - Profit/(Loss)	--	--	--	--
Share of Net Profit (Loss) of Joint Venture	--	--	(440.66)	(1082.34)
Less: Provision for Taxation				
-Current Tax	3812.04	3,014.00	3812.04	3,014.00
-Deferred Tax	(115.76)	(404.14)	(115.76)	(404.14)
-Mat Credit Entitlement	--	--	--	--
-Previous Year Tax Adjustment	(20.35)	--	(20.35)	--
Profit After Tax	11,060.79	11,779.94	10,620.13	10,697.60

STAND-ALONE FINANCIAL PERFORMANCE

During the year under review, on standalone basis, revenue from operations stood at Rs. 1,54,399.21 Lakhs as against Rs. 1,64,457.60 Lakhs in the previous year. The total income stood at Rs. 1,56,776.68 Lakhs as against Rs. 1,64,977.11 Lakhs in the previous year. The profit before tax (before exceptional items) stood at Rs. 14,736.72 Lakhs as against Rs. 14,389.80 Lakhs in the previous year. The profit after tax (after exceptional items) stood at Rs. 11,060.79 Lakhs as against Rs. 11,779.94 Lakhs in the previous year.

CONSOLIDATED FINANCIAL PERFORMANCE

During the year under review, on consolidated basis, revenue from operations stood at Rs. 1,54,399.21 Lakhs as against Rs. 1,64,457.60 Lakhs in the previous year. The total income stood at Rs. 1,56,776.68 Lakhs as against Rs. 1,64,977.11 Lakhs in the previous year. The profit before tax (before exceptional items) stood at Rs. 14,736.72 Lakhs as against Rs. 14,389.80 Lakhs in the previous year. The profit after tax (after exceptional items) stood at Rs. 10,620.13 Lakhs as against Rs. 10,697.60 Lakhs in the previous year.

OPERATIONAL PERFORMANCE

Your Company's plant/s were operating smoothly and no major breakdown was reported.

CREDIT RATING

The long-term rating of the Company by Credit Rating Agency CRISIL is AA-/Stable and short-term rating is A1+.

Corp. Office :-
 Plot No. 13-14, Sector - 5, I.M.T. Manesar,
 Distt. Gurgaon. PIN - 122050 (Hr.)
 Ph : 0124 - 4396900
 e-mail : askbrake@vsnl.com, roc@askbrake.com
 : askbrake@airtelmail.in
 Website : www.askbrake.com



Regd. Office :
 Flat No. 104, 929/1, Naiwala,
 Faiz Road, Karol Bagh,
 New Delhi - 110 005
 Tel : 011-28758433, 28759605
 Fax : 011-28752694, 45032488
 CIN U34300DL1988PTC030342

DIVIDEND

Your Company has paid an Interim dividend for the Financial Year 2020-21, @ 20% of the nominal value of Equity Share of Rs. 2/- each i.e. Rs. 0.40 (Forty Paise) per equity share, absorbing Rs. 2,03,44,260.

MATERIAL CHANGES IN THE NATURE OF BUSINESS AND COMMITMENTS, IF ANY, AFFECTING THE FINANCIAL POSITION OF THE COMPANY WHICH HAVE OCCURRED BETWEEN THE END OF THE FINANCIAL YEAR OF THE COMPANY TO WHICH THE FINANCIAL STATEMENTS RELATE AND THE DATE OF THE REPORT

No material changes and commitments affecting the financial position of the Company occurred between the end of the financial year to which this financial statements relate and the date of this report.

COVID-19 IMPACT

During the Financial Year 2020-21 nationwide Lockdown restrictions, imposed due to COVID-19 pandemic, by Central Government which extended from time to time, resulted in cessation of economic activities. Company's manufacturing facilities although continue to operate as per the business requirements and in compliance with the instructions and guidelines issued by the Government and local bodies from time to time, however, the Lockdown restrictions impacted the manufacturing activities by way of disruption in supply chain, disruption in timely availability and transportation of raw materials, unavailability of personnel and cash flow challenges of suppliers and contractors. However, the Company did not experience any interruption in its ability to supply its parts/components to its customers and ensured that the customers did not experience disruption of their product lines due to the Company.

The Company has taken various active measures to promote health and safety and social distancing efforts, including providing masks, hand sanitizers, and gloves to its employees in its manufacturing facilities and other office areas, work from home facility, staggered working shifts at its manufacturing plants and laid down and enforced various COVID safety guidelines and protocols.

In addition, as part of its risk management policy, the Company made compulsory use of Aarogya Setu, a mobile phone based application for its employees to report their health status on a daily basis and also implemented a safety Standard Operating Procedure applicable for its employees travelling between workplace and home and measures to check vehicles entering and leaving Company premises and employees returning to the workplace after easing of lockdown.

Despite the impact of COVID-19 pandemic, with the Management's efforts to control its costs including administrative and other expenses, the Company's PBT margins improved from 8.75% for the Financial Year 2019-20 to 9.55% in Financial Year 2020-21.

However, the impact assessment of COVID-19 is a continuing process, given the uncertainties associated with its nature and duration. The Company will continue to monitor any material changes to future economic conditions and the consequent impact on its business, if any.

TRANSFER TO RESERVES

The Company has not transferred any amount to the General Reserves for the Financial Year ended on 31st March, 2021.

DEPOSITS

The Company has neither accepted nor renewed any deposits during the year ended on 31st March 2021. There were no unclaimed or unpaid deposits as on 31st March, 2021.

ANNUAL RETURN

Pursuant to Section 92(3) read with Section 134(3)(a) of the Companies Act, 2013 (the Act), the Annual Return as on March 31, 2021, will be available on the Company's website at www.askbrake.com.

REPORT ON THE PERFORMANCE OF SUBSIDIARIES, JOINT VENTURES AND ASSOCIATE COMPANIES

There is no Company that has become or ceased to be the Subsidiary, Joint venture or Associate Company of the Company during the year under review.

However, between the end of the Financial Year 2020-21 and the date of the Board Report, a wholly owned subsidiary of the Company in the name of ASK Automobiles Private Limited was incorporated on 7th June, 2021.

The Company also has a Joint Venture, ASK Fras-Le Friction Pvt. Ltd., the highlights of performance and financial position of Joint Venture of the Company is provided in Form AOC-1 which is annexed herewith as ANNEXURE-1 to this Report.

CONSOLIDATED FINANCIAL STATEMENTS

In accordance with the provisions of the Companies Act, 2013 and prescribed Indian Accounting Standard on consolidated Financial Statements, the audited consolidated Financial Statements are provided in the Annual Report.

THE DETAILS IN RESPECT OF ADEQUACY OF INTERNAL FINANCIAL CONTROLS WITH REFERENCE TO THE FINANCIAL STATEMENTS

The Internal Financial Controls with reference to Financial Statements as designed and implemented by the Company are adequate.

During the year under review, no material observation has been received from the Statutory Auditors of the Company on the inefficiency or inadequacy of such controls.

COMPOSITION OF BOARD OF DIRECTORS AND CHANGES AMONG THEM DURING THE YEAR UNDER REVIEW

The Composition of the Board of Directors as on 31st March, 2021, are as follows:

S. NO.	NAME OF DIRECTOR	DIN	DESIGNATION	DATE OF APPOINTMENT	DATE OF CESSATION
1.	Mr. Kuldip Singh Rathee	00041032	Managing Director	18-01-1988	N.A.
2.	Mrs. Vijay Rathee	00042731	Director	26-10-1995	N.A.
3.	Mr. Prashant Rathee	00041081	Whole Time Director*	27-04-2018	N.A.
4.	Mr. Aman Rathee	00041130	Whole Time Director*	27-04-2018	N.A.
5.	Mr. Rajesh Kumar	08528643	Director	07-09-2019	N.A.

* being designated as Executive Director

FORMAL ANNUAL EVALUATION OF DIRECTORS, COMMITTEE & BOARD

The provisions of Section 134(3)(p) of the Companies Act, 2013 read with Rule 8 of the Companies (Accounts) Rules, 2014 related to formal annual evaluation made by the Board of its own performance and that of its committees and individual directors are not applicable to the Company.

SECRETARIAL STANDARDS

The Company is in compliance with the Secretarial Standards on meetings of Board of Directors (SS-1) and General Meeting (SS-2).

NUMBER OF MEETINGS OF THE BOARD

The Company follows the prescribed Board procedures and furnishes detailed notes in advance on the businesses to be dealt with at the Board Meetings. The Board has been meeting regularly ensuring that the gap between two consecutive meetings does not exceed one hundred and twenty days. Regular meetings of the Board are held to discuss and decide on various business policies, strategies and other businesses.

The notice of Board meeting is given at least 7 days prior to the date of the meeting to all the Directors of the Company, however, in case of short notice, consents of the Directors are obtained. The Agenda of the Board meetings are circulated well in advance prior to the date of the meeting. The Agenda also includes detailed notes on the items to be discussed at the meeting to enable the Directors to take an informed decision at the meeting.

The Company had 17 Board meetings and the attendance of the Directors during the financial year under review is as follows:

No. of Meetings	Date of Meeting	Name of Director and their presence in each Meeting				
		Mr. Kuldip Singh Rathee	Mrs. Vijay Rathee	Mr. Prashant Rathee	Mr. Aman Rathee	Mr. Rajesh Kumar
1	08/06/2020	Present	Present	Present	Present	Present
2	26/06/2020	Present	Present	Present	Present	Present
3	14/07/2020	Present	Present	Present	Present	Present
4	27/07/2020	Present	Present	Present	Present	Present
5	11/08/2020	Present	Present	Present	Present	Present
6	25/08/2020	Present	Present	Present	Present	Present
7	16/09/2020	Present	Present	Present	Present	Present

8	30/09/2020	Present	Present	Present	Present	Present
9	26/10/2020	Present	Present	Present	Present	Present
10	24/11/2020	--	--	--	Present	Present
11	16/12/2020	--	--	Present	--	Present
12	24/12/2020	Present	Present	Present	Present	Present
13	09/02/2021	Present	Present	Present	Present	Present
14	13/03/2021	--	--	--	Present	Present
15	17/03/2021	Present	Present	Present	Present	Present
16	27/03/2021	Present	Present	Present	Present	Present
17	30/03/2021	Present	Present	Present	Present	Present
Total No. of meetings attended by each Director		14	14	15	16	17

AUDITORS

The shareholders of the Company at their 29th Annual General Meeting (AGM) had approved appointment of M/s Walker Chandio & Co. LLP, Chartered Accountants (Registration No. 001076N/N500013) as the Statutory Auditors of the Company from the conclusion of 29th AGM till the conclusion of 34th AGM of the Company.

AUDITORS' REPORT

The Auditors Report doesn't contain any qualification, reservation or adverse remark. The Auditors Report is attached with the financial statements in the Annual Report.

During the year, the Auditors have not reported any matter under Section 143(12) of the Companies Act, 2013, therefore no detail is required to be disclosed under Section 134(3)(ca) of the Act.

SECRETARIAL AUDIT

Pursuant to the provisions of Section 204 read with Rule 9 of Companies (Appointment and Remuneration of Managerial Personnel) Rules, 2014 of the Companies Act 2013, every company having outstanding loans or borrowings from banks or public financial institutions of one hundred crore rupees or more shall appoint a Secretarial Auditor for that financial year, pursuant to which the Board of Directors has appointed Mr. Vinod Kumar Aneja of M/s Vinod Kumar & Co., Company Secretaries as Secretarial Auditor of the Company to conduct the Secretarial Audit for the Financial Year ended March 31, 2021.

The Secretarial Audit Report for the Financial Year ended on March 31, 2021 issued by Secretarial Auditor do not contain any qualification, reservation or adverse remark so need not require any explanation or comment. A copy of the report is annexed with the Annual Report.

EXPLANATION OR COMMENTS ON QUALIFICATIONS, RESERVATIONS OR ADVERSE REMARKS OR DISCLAIMERS MADE BY THE AUDITORS AND THE PRACTICING COMPANY SECRETARY IN THEIR REPORTS

There were no qualifications, reservations or adverse remarks made by the Auditors in their report.

RISK MANAGEMENT POLICY

Risk identification, evaluation, control, minimisation and mitigation forms an integral part of the Company's plans and procedures. Your Company has a Risk Management Mechanism in place which persistently aims to identify and evaluate risks and to take appropriate steps to control, minimise, manage and mitigate risks.

PARTICULARS OF LOANS, GUARANTEES OR INVESTMENTS UNDER SECTION 186

Details of Loans, Guarantees and Investment covered under the provisions of Section 186 of the Companies Act, 2013 forms part of the Notes to the Financial Statements provided in this Annual Report.

PARTICULARS OF CONTRACTS OR ARRANGEMENTS WITH RELATED PARTIES

All contracts / arrangements / transactions entered by the Company during the year under review with related parties were in the ordinary course of business and on an arm's length basis. During the period under review, the Company had not entered into any contract / arrangement / transaction with related parties which could be considered material and accordingly, the disclosures in Form No. AOC-2 is not applicable.

The related party disclosures are provided in the notes to financial statements.

THE DETAILS OF SIGNIFICANT AND MATERIAL ORDERS PASSED BY THE REGULATORS OR COURTS OR TRIBUNALS IMPACTING THE GOING CONCERN STATUS AND COMPANY'S OPERATIONS IN FUTURE.

During the year under review there has been no such significant and material orders passed by the regulators or courts or tribunals impacting the going concern status and company's operations in future.

Further, no significant/material penalties have been imposed on the Company by any statutory authority/ies during the period under review.

DIRECTORS' RESPONSIBILITY STATEMENT

We the Directors of your Company hereby certify that:

- I. In the preparation of the annual accounts, the applicable accounting standards had been followed along with proper explanation relating to material departures;
- II. We have selected such accounting policies and applied them consistently and made judgments and estimates that are reasonable and prudent so as to give a true and fair view of the state of affairs of the company at the end of the financial year and of the profit and loss of the company for that period;
- III. We have taken proper and sufficient care for the maintenance of adequate accounting records in accordance with the provisions of this Act for safeguarding the assets of the company and for preventing and detecting fraud and other irregularities;
- IV. We have prepared the annual accounts on a going concern basis.
- V. We have devised proper systems to ensure compliance with the provisions of all applicable laws and that such systems were adequate and operating effectively.

COMPANY'S POLICY RELATING TO DIRECTORS APPOINTMENT, PAYMENT OF REMUNERATION AND DISCHARGE OF THEIR DUTIES

The provisions of Section 178(1) of the Companies Act, 2013 relating to constitution of Nomination and Remuneration Committee are not applicable to the Company and hence the Company has not devised any policy relating to appointment of Directors, payment of Managerial remuneration, Directors qualifications, positive attributes, independence of Directors and other related matters as provided under Section 178(3) of the Companies Act, 2013.

HUMAN RESOURCES DEVELOPMENT AND INDUSTRIAL RELATIONS

The Company believes that the development of employees is one of the most important enablers for an organization. This is being done at both individual and team levels. Sustained development of its employees, both professional and personal, is the hallmark of human resource policies. The Company value its Human Resources and is committed to ensure employee satisfaction, development and growth. Industrial relations remained harmonious.

TRANSFER OF UNCLAIMED DIVIDEND TO INVESTOR EDUCATION AND PROTECTION FUND

In accordance with the provisions of Sections 124 and 125 of the Companies Act, 2013 and Investor Education and Protection Fund (Accounting, Audit, Transfer and Refund) Rules, 2016 ("IEPF Rules"), dividends of a company which remain unpaid or unclaimed for a period of seven years from the date of transfer to the Unpaid Dividend Account shall be transferred by the Company to the Investor Education and Protection Fund ("IEPF").

In terms of the foregoing provisions of the Companies Act, 2013, no dividend remains unpaid/unclaimed for the past Seven Years hence no amount was required to be transferred to the IEPF by the Company during the year ended 31st March, 2021.

CORPORATE GOVERNANCE

Your Company is committed to the standards of good Corporate Governance, which emphasis on transparency, professionalism and accountability with the aim of enhancing long term economic value of all its stakeholders.

CONSERVATION OF ENERGY, TECHNOLOGY ABSORPTION, EXPORTS AND FOREIGN EXCHANGE EARNINGS AND OUTGO

A. CONSERVATION OF ENERGY

- a) Steps taken during the year under review for Energy conservation are as follows.
 - i. The Company in respect of its plant situated at Bangalore procured approx. 61.82 lac units through solar power and approx. 10.00 Lacs units through wind power.
 - ii. Installation of Higher Tonnage machine (1250 Ton) in place of (900 Ton) with servo meter, for energy saving.

New Technology

- 1) New technology holding furnaces installed for energy savings

B. TECHNOLOGY ABSORPTION

Research & Development (R & D)

(1) Future plan of action

Design Centre and Tool Room to develop tools for high productivity, minimum wastages and to reduce duplication of work.

(2) Expenditure on R&D

a. Capital	Nil
b. Recurring	Rs. 50.93 Lacs (Last Year Rs. 59.18 Lacs)
c. Total	Rs. 50.93 Lacs (Last Year Rs. 59.18 Lacs)
d. Total R&D expenses as % of total turnover/sales	0.03% (Last Year 0.04%)

Technology absorption, adaptation and innovation:

1. Efforts in brief, made towards technology absorption, adaptation and innovation

- 1) The Company is aggressively working towards development of BS-VI compliant parts, in its state-of-the-art Tool Room & Design Centre, for OEMs to meet the regulatory norms, which would ultimately lead to reduction in pollution at National level.
- 2) The Company has installed Trimming Tools to reduce manpower cost and increase efficiency.

2. Benefits derived as a result of the above efforts

- 1) Development of world class quality products is expected for export and domestic markets.
- 2) The R & D efforts have resulted/would result in development of better products and quality improvement of existing products for domestic and export markets.

C. FOREIGN EXCHANGE EARNINGS AND OUTFLOW

1) Exports:

a) Activities relating to exports:

Your Company is exporting its Friction and Pressure Die Casting (PDC) Products in Automotive Segment and has also started exporting PDC Products in Non-Automotive Segment also.

b) Export Plans:

The Company plans to add further export destinations during the next financial year 2020-21.

2) Total Foreign Exchange used and earned:

a) Foreign Exchange used	Rs. 3541.13 Lakhs (Last Year - Rs. 2,947.66 Lakhs)
b) Foreign Exchange earned	Rs. 3781.32 Lakhs (Last Year - Rs. 3,821.62 Lakhs)
c) Net Foreign Exchange earned (b-a)	Rs. 240.19 Lakhs (Last Year - Rs. 873.96 Lakhs)

CORPORATE SOCIAL RESPONSIBILITY

To comply with the provisions of Section 135 of the Companies Act, 2013 read with the Companies (Corporate Responsibility Policy) Rules 2014, the Company has adopted the Corporate Social Responsibility (CSR) Policy and established the CSR Committee. Moreover, the Company also incorporated a Trust in the name of 'AHSAAAS' ('Trust') through which the Company undertakes its CSR activities.

During the year under review, the Company was required to spend an amount of Rs. 302.41 Lakhs for CSR activities in terms of the provisions of Section 135 of the Companies Act, 2013, however, the Company has spent an amount of Rs. 311.61 Lakhs (including allocation of Rs. 210 Lakhs for Ongoing Projects). Therefore, an excess amount of Rs. 9.20 Lakhs was spent in the Financial Year 2020-21.

Salient features of CSR Policy, are available on Company's website at www.askbrake.com. An Annual Report with detailed view on CSR activities is annexed herewith as **ANNEXURE-2**.

DISCLOSURE OF COMPOSITION OF AUDIT COMMITTEE AND PROVIDING VIGIL MECHANISM

The provisions of Section 177 of the Companies Act, 2013 read with Rule 6 and 7 of the Companies (Meetings of the Board and its Powers) Rules, 2013 related to composition of audit committee are not applicable to the Company.

Further, the Company to strengthen its vigil Mechanism has adopted Whistle Blower Policy for directors, employees and other stakeholders of the Company to report genuine concerns.

As part of Whistle Blower Policy, an Ethics Committee has been formed and an independent third party service provider has been appointed to receive protected disclosures and share the same with the Ethics Committee for appropriate resolution.

Whistle Blower Policy provides for (a) adequate safeguards against victimization of persons who use the Vigil Mechanism; and (b) direct access to the Board Member in appropriate or exceptional cases.

DECLARATION OF INDEPENDENT DIRECTORS

The provisions of Section 149 of the Companies Act, 2013 pertaining to the appointment of Independent Directors do not apply on the Company.

DISCLOSURE UNDER THE SEXUAL HARASSMENT OF WOMEN AT WORKPLACE (PREVENTION, PROHIBITION AND REDRESSAL) ACT, 2013

As per the requirement of The Sexual Harassment of Women at Workplace (Prevention, Prohibition & Redressal) Act, 2013, your Company has a mechanism in place to redress complaints reported under it. Internal Complaint Committee (ICC) has also been set up to redress the complaints received of sexual harassment. In the Financial Year 2020-21, No complaint was received by ICC.

APPRECIATION

The Board acknowledges with gratitude the co-operation and assistance, which has been extended by the Banks and business associates during the Financial Year under review. The Board also places on records its deep appreciation of the services rendered by the employees at all levels.

**ON BEHALF OF THE BOARD
FOR ASK AUTOMOTIVE PRIVATE LIMITED**



**KULDIP SINGH RATHEE
MANAGING DIRECTOR
DIN: 00041032
ADD: FARM NO. 82,
ROAD NO. 04, SILVER OAK MARG
GHITORNI, DELHI-110030**

**ON BEHALF OF THE BOARD
FOR ASK AUTOMOTIVE PRIVATE LIMITED**



**PRASHANT RATHEE
EXECUTIVE DIRECTOR
DIN: 00041081
ADD: FARM NO. 82,
ROAD NO. 04, SILVER OAK MARG
GHITORNI, DELHI-110030**

**DATE: 24-08-2021
PLACE: GURUGRAM**

ANNEXURE 1

Form AOC-1

(Pursuant to first proviso to sub-section (3) of section 129 read with rule 5 of Companies (Accounts) Rules, 2014)
Statement containing salient features of the financial statement of subsidiaries/associate companies/joint ventures

For the financial year ended 31st March, 2021

(Rs. In Lakhs)

Sl. No.	Name of the Joint Venture	ASK FRAS-LE FRICTION PRIVATE LIMITED
1.	Reporting period for the subsidiary concerned, if different from the holding company's reporting period	NA
2.	Reporting currency and Exchange rate as on the last date of the relevant Financial year in the case of foreign subsidiaries	NA
3.	Share Capital (Rs.)	6350.00
4.	Reserves & Surplus (Rs.)	(4827.61)
5.	Total Assets (Rs.)	11583.60
6.	Total Liabilities (Rs.) (Excluding Share Capital and Reserves & Surplus)	10061.21
7.	Investments	NIL
8.	Turnover	5480.00
9.	Profit (Loss) before taxation (Rs.)	(899.30)
10.	Provision for taxation (Deferred Tax Charge)	NIL
11.	Profit (Loss) after taxation (Rs.)	(899.30)
12.	Proposed Dividend	NIL
13.	% of shareholding	49% (3111.50)

NOTE: ASK Automobiles Pvt. Ltd., a wholly owned subsidiary, is yet to commence operations. Hence no details furnished.

ON BEHALF OF THE BOARD
FOR ASK AUTOMOTIVE PRIVATE LIMITED

KULDIP SINGH RATHEE
MANAGING DIRECTOR
DIN: 00041032
ADD: FARM NO.82,
ROAD NO. 04, SILVER OAK MARG
GHITORNI, DELHI-110030

FOR ASK AUTOMOTIVE PRIVATE LIMITED

PRASHANT RATHEE
EXECUTIVE DIRECTOR
DIN: 00041081
ADD: FARM NO.82,
ROAD NO. 04, SILVER OAK MARG
GHITORNI, DELHI-110030

DATE: 24-08-2021
PLACE: GURUGRAM

ASK AUTOMOTIVE PRIVATE LIMITED**ANNUAL REPORT ON CSR ACTIVITIES****1. A brief outline of the Company's CSR policy, including overview of projects or programs proposed to be undertaken:**

The Company's CSR Policy enables the Company to undertake all the projects/programs/activities as stipulated in Schedule VII of the Companies Act 2013 (the Act). The Company has also incorporated a trust to undertake its CSR activities namely AHSAAAS ('Trust').

During the year under review, the Company was required to spend an amount of Rs. 3,02,41,224 for CSR activities, however, the Company has spent an amount of Rs. 3,11,61,280 (including allocation of Rs. 2,10,00,000 for Ongoing Projects), which is Rs. 9,20,056 in excess of the required amount.

In terms of Section 135 of the Act read with Schedule VII to the Act and Company's Corporate Social Responsibility ("CSR") Policy, the Company on approval of the Board, based on the recommendation of the CSR Committee, undertook CSR Project "Establishment of Vocational Training Centre" at Jhajjar, a multi-year project/ongoing project and accordingly an amount of Rs. 2,10,00,000 was allocated for the said project for the FY 2020-21, out of which an amount of Rs. 15,100 was spent whereas an amount of Rs 2,09,84,900 was transferred to a separate Bank Account.

Details of the amount spent on projects programs/activities other than ongoing projects are stipulated in clause 8 (c) below.

2. The Composition of the CSR Committee as on date is as follows:

Sl. No.	Name of Director	Designation / Nature of Directorship	Number of meetings of CSR Committee held during the year	Number of meetings of CSR Committee attended during the year
1	Mr. Kuldip Singh Rathee	Chairman	9	9
2	Mrs. Vijay Rathee	Member		9
3	Mr. Rajesh Kumar	Member		9

3. Provide the web-link where Composition of CSR committee, CSR Policy and CSR projects approved by the board are disclosed on the website of the company: <https://www.askbrake.com/corporate-governance/#1598419618533-0bea1b81-95ef>

4. Provide the details of Impact assessment of CSR projects carried out in pursuance of sub-rule (3) of rule 8 of the Companies (Corporate Social Responsibility Policy) Rules, 2014, if applicable: **Not Applicable.**

5. Details of the amount available for set off in pursuance of sub-rule (3) of rule 7 of the Companies (Corporate Social Responsibility Policy) Rules, 2014 and amount required for set off for the financial year, if any

Sl. No.	Financial Year	Amount available for set-off from preceding financial years (in Rs.)	Amount required to be set-off for the financial year, if any (in Rs.)
		NOT APPLICABLE	

6. Average net profit of the company as per section 135(5): Rs. 1,51,20,61,212

7. (a) Two percent of average net profit of the company as per section 135(5) Rs. 3,02,41,224

(b) Surplus arising out of the CSR projects or programmes or activities of the previous financial years: NIL

(c) Amount required to be set off for the financial year, if any: Not Applicable

(d) Total CSR obligation for the financial year (7a+7b- 7c): Rs. 3,02,41,224

8. (a) CSR amount spent or unspent for the financial year:

Total Amount Spent for the Financial Year (In Rs.)	Amount Unspent (in Rs.)				
	Total Amount Transferred to Unspent CSR Account as per Section 135(6)		Amount transferred to any fund specified under Schedule VII as per second proviso to section 135(5)		
	Amount (In Rs.)	Date of transfer	Name of the Fund	Amount	Date of Transfer
1,01,76,380	2,09,84,900	20 th April, 2021	NA	NA	NA

(b) Details of CSR amount spent against ongoing projects for the financial year:

1	2	3	4	5		6	7	8	9	10	11	
				State	District						Name	CSR Regn No.
Sl. No.	Items from the list of activities in Schedule VII to the Act	Name of the Project	Local Area (Yes/No)	Location of the Project		Project Duration	Amount Allocated for the project (in Rs.)	Amount spent in the current financial year (in Rs.)	Amount transferred to Unspent CSR Account for the project as per Section 135 (6) (in Rs.)	Mode of Implementation – Direct (Yes/No)	Mode of Implementation – Through Implementing Agency	
1	Schedule VII (ii) promoting education, including special education and employment enhancing vocation skills especially among children, women, elderly and the differently abled and livelihood enhancement projects.	Vocational Training Centre	Yes	Haryana	Jhajjar	3 years	2,10,00,000	15,100	2,09,84,900	No	AHSAAS	CSR00000244

(c) Details of CSR amount spent against other than ongoing projects for the financial year:

1	2	3	4	5		6	7	8	
				State.	District.			Name.	CSR registration number.
Sl. No.	Name of the Project	Item from the list of activities in schedule VII to the Act.	Local area (Yes/No).	Location of the project.		Amount spent for the project (in Rs.).	Mode of implementation – Direct	Mode of implementation - Through implementing agency.	
1.	Eradicating hunger, poverty and malnutrition.	Schedule VII(i) Eradicating hunger, poverty and malnutrition, promoting health care including preventive health care and sanitation	Yes	Haryana	Gurugram	15,000	NO	AHSAAS (through Diya Foundation)	CSR00000244
2.	Education Promotion (Distribution of Tablets to school children of DAV Police Public School, Gurugram)	Schedule VII (ii) promoting education, including special education and employment enhancing vocation skills	Yes	Haryana	Gurugram	9,19,124	NO	AHSAAS	CSR00000244
3.	Women empowerment (4 Ertiga Vehicles donated to Gurugram Police for patrolling and surveillance to help women in distress (in NCR and Guru gram Vicinity) for identifying and taking early preventive action in case of women abuse	Schedule VII(iii) promoting gender equality, empowering women	Yes	Haryana	Gurugram	34,34,964	NO	AHSAAS	CSR00000244

	in public areas)								
4.	Environmental Sustainability & Animal Welfare - Plantation of trees, development, maintenance and guarding of 2 greens belts/parks in Manesar, Haryana and Donation to Gaushala Gurugram,	Schedule VII(iv) ensuring environmental sustainability, ecological balance, protection of flora and fauna, animal welfare,	Yes	Haryana	Gurugram	17,27,768	NO	AHSAAS	CSR00000244
	Contribution for 'Conservation of Rainwater and Wastewater Management' Project in Rural Bihar, India		No	Bihar	Chhapra	10,00,000	NO	AHSAAS (through Legist Foundation)	CSR00000244
5.	Sports Promotion	Schedule VII(vii) training to promote rural sports, nationally recognised sports, paralympic sports and olympic sports	Yes	NA	--	23,37,850	NO	AHSAAS	CSR00000244
				Gujarat	--	21,000	Direct	NA	NA
6.	Disaster management - Free distribution of Masks, sanitizer, liquid soap and hand-gloves during Covid time to frontline workers and free meals to poor in Gurugram	Schedule VII (xii) disaster management, including relief, rehabilitation and reconstruction activities.	Yes	Haryana	Gurugram	6,39,224	NO	AHSAAS	CSR00000244
Total					Rs.	1,00,94,930			

(d) Amount spent in Administrative Overheads: Rs. 66,350

(e) Amount spent on Impact Assessment, if applicable: Not Applicable

(f) Total amount spent for the Financial Year (8b+8c+8d+8e): Rs. 1,01,76,380

(g) Excess amount for set off, if any: NIL

Sl. No.	Particular	Amount (in Lacs)
(i)	Two percent of average net profit of the company as per section 135(5)	Rs. 3,02,41,224
(ii)	Total amount spent for the Financial Year	Rs. 3,11,61,280
(iii)	Excess amount spent for the financial year [(ii)-(i)]	Rs. 9,20,056
(iv)	Surplus arising out of the CSR projects or programmes or activities of the previous financial years, if any	Nil
(v)	Amount available for set off in succeeding financial years [(iii)-(iv)]	Rs. 9,20,056

9. (a) Details of Unspent CSR amount for the preceding three financial years:

Sl. No.	Preceding Financial Year	Amount transferred to Unspent CSR Account under section 135 (6) (in Rs.)	Amount spent in the reporting Financial Year (in Rs.).	Amount transferred to any fund specified under Schedule VII as per section 135(6), if any.			Amount remaining to be spent in succeeding financial years. (in Rs.)
				Name of the Fund	Amount (in Rs).	Date of transfer.	
NOT APPLICABLE							

(b) Details of CSR amount spent in the financial year for ongoing projects of the preceding financial year(s):

1	2	3	4	5	6	7	8	9
Sl. No.	Project ID	Name of the Project	Financial Year in which the project was commenced.	Project duration	Total amount allocated for the project (in Rs.)	Amount spent on the project in the reporting Financial Year (in Rs).	Cumulative amount spent at the end of Reporting Financial Year. (in Rs.)	Status of the project - Completed /Ongoing.
NOT APPLICABLE								

10. In case of creation or acquisition of capital asset, furnish the details relating to the asset so created or acquired through CSR spent in the financial year (asset-wise details). : Not Applicable

(a) Date of creation or acquisition of the capital asset(s).

(b) Amount of CSR spent for creation or acquisition of capital asset.

(c) Details of the entity or public authority or beneficiary under whose name such capital asset is registered, their address etc.

(d) Provide details of the capital asset(s) created or acquired (including complete address and location of the capital asset).

11. Specify the reason(s), if the company has failed to spend two per cent of the average net profit as per section 135(5): Not Applicable

FOR ASK AUTOMOTIVE PVT LTD



KULDIP SINGH RATHEE
MANAGING DIRECTOR
DIN: 00041032
ADD: FARM NO.82,
ROAD NO. 04, SILVER OAK MARG
GHITORNI, DELHI-110030

FOR ASK AUTOMOTIVE PVT LTD



PRASHANT RATHEE
EXECUTIVE DIRECTOR
DIN: 00041081
ADD: FARM NO.82,
ROAD NO. 04, SILVER OAK MARG
GHITORNI, DELHI-110030

DATE: 24/08/2021
PLACE: GURUGRAM

Walker Chandlok & Co LLP

Walker Chandlok & Co LLP
21st Floor, DLF Square
Jacaranda Marg, DLF Phase II
Gurugram - 122 002
India

T +91 124 462 8000
F +91 124 462 8001

Independent Auditor's Report

To the Members of ASK Automotive Private Limited

Report on the Audit of the Standalone Financial Statements

Opinion

1. We have audited the accompanying standalone financial statements of ASK Automotive Private Limited ('the Company'), which comprise the Balance Sheet as at 31 March 2021, the Statement of Profit and Loss (including Other Comprehensive Income), the Cash Flow Statement and the Statement of Changes in Equity for the year then ended, and a summary of the significant accounting policies and other explanatory information.
2. In our opinion and to the best of our information and according to the explanations given to us, the aforesaid standalone financial statements give the information required by the Companies Act, 2013 ('Act') in the manner so required and give a true and fair view in conformity with the accounting principles generally accepted in India including Indian Accounting Standards ('Ind AS') specified under section 133 of the Act, of the state of affairs of the Company as at 31 March 2021, and its profit (including other comprehensive income), its cash flows and the changes in equity for the year ended on that date.

Basis for Opinion

3. We conducted our audit in accordance with the Standards on Auditing specified under section 143(10) of the Act. Our responsibilities under those standards are further described in the Auditor's Responsibilities for the Audit of the Financial Statements section of our report. We are independent of the Company in accordance with the Code of Ethics issued by the Institute of Chartered Accountants of India ('ICAI') together with the ethical requirements that are relevant to our audit of the financial statements under the provisions of the Act and the rules thereunder, and we have fulfilled our other ethical responsibilities in accordance with these requirements and the Code of Ethics. We believe that the audit evidence we have obtained is sufficient and appropriate to provide a basis for our opinion.


Information other than the Financial Statements and Auditor's Report thereon

4. The Company's Board of Directors is responsible for the other information. The other information comprises the information included in the Board report, but does not include the standalone financial statements and our auditor's report thereon.

Our opinion on the standalone financial statements does not cover the other information and we do not express any form of assurance conclusion thereon.

In connection with our audit of the standalone financial statements, our responsibility is to read the other information and, in doing so, consider whether the other information is materially inconsistent with the standalone financial statements or our knowledge obtained in the audit or otherwise appears to be materially misstated.

If, based on the work we have performed, we conclude that there is a material misstatement of this other information, we are required to report that fact. We have nothing to report in this regard.



Chartered Accountants

Offices in Bengaluru, Chandigarh, Chennai, Gurugram, Hyderabad, Kochi, Kolkata, Mumbai, New Delhi, Noida and Pune


Walker Chandlok & Co LLP is registered with limited liability with identification number AAC-2085 and its registered office at L-41 Connaught Circus, New Delhi, 110001, India

Responsibilities of Management for the Standalone Financial Statements

5. The accompanying standalone financial statements have been approved by the Company's Board of Directors. The Company's Board of Directors is responsible for the matters stated in section 134(5) of the Act with respect to the preparation of these standalone financial statements that give a true and fair view of the financial position, financial performance including other comprehensive income, changes in equity and cash flows of the Company in accordance with the accounting principles generally accepted in India, including the Ind AS specified under section 133 of the Act. This responsibility also includes maintenance of adequate accounting records in accordance with the provisions of the Act for safeguarding of the assets of the Company and for preventing and detecting frauds and other irregularities; selection and application of appropriate accounting policies; making judgments and estimates that are reasonable and prudent; and design, implementation and maintenance of adequate internal financial controls, that were operating effectively for ensuring the accuracy and completeness of the accounting records, relevant to the preparation and presentation of the financial statements that give a true and fair view and are free from material misstatement, whether due to fraud or error.
6. In preparing the financial statements, management is responsible for assessing the Company's ability to continue as a going concern, disclosing, as applicable, matters related to going concern and using the going concern basis of accounting unless management either intends to liquidate the Company or to cease operations, or has no realistic alternative but to do so.
7. Those Board of Directors is also responsible for overseeing the Company's financial reporting process.

Auditor's Responsibilities for the Audit of the Financial Statements

8. Our objectives are to obtain reasonable assurance about whether the financial statements as a whole are free from material misstatement, whether due to fraud or error, and to issue an auditor's report that includes our opinion. Reasonable assurance is a high level of assurance, but is not a guarantee that an audit conducted in accordance with Standards on Auditing will always detect a material misstatement when it exists. Misstatements can arise from fraud or error and are considered material if, individually or in the aggregate, they could reasonably be expected to influence the economic decisions of users taken on the basis of these financial statements.
9. As part of an audit in accordance with Standards on Auditing, we exercise professional judgment and maintain professional skepticism throughout the audit. We also:
 - Identify and assess the risks of material misstatement of the financial statements, whether due to fraud or error, design and perform audit procedures responsive to those risks, and obtain audit evidence that is sufficient and appropriate to provide a basis for our opinion. The risk of not detecting a material misstatement resulting from fraud is higher than for one resulting from error, as fraud may involve collusion, forgery, intentional omissions, misrepresentations, or the override of internal control;
 - Obtain an understanding of internal control relevant to the audit in order to design audit procedures that are appropriate in the circumstances. Under section 143(3)(i) of the Act, we are also responsible for expressing our opinion on whether the Company has adequate internal financial controls with reference to financial statements in place and the operating effectiveness of such controls;
 - Evaluate the appropriateness of accounting policies used and the reasonableness of accounting estimates and related disclosures made by management;
 - Conclude on the appropriateness of management's use of the going concern basis of accounting and, based on the audit evidence obtained, whether a material uncertainty exists related to events or conditions that may cast significant doubt on the Company's ability to continue as a going concern. If we conclude that a material uncertainty exists, we are required to draw attention in our auditor's report to the related disclosures in the financial statements or, if such disclosures are inadequate, to modify our opinion. Our conclusions are based on the audit evidence obtained up to the date of our auditor's report. However, future events or conditions may cause the Company to cease to continue as a going concern; and



- Evaluate the overall presentation, structure and content of the financial statements, including the disclosures, and whether the financial statements represent the underlying transactions and events in a manner that achieves fair presentation;
10. We communicate with those charged with governance regarding, among other matters, the planned scope and timing of the audit and significant audit findings, including any significant deficiencies in internal control that we identify during our audit.

Report on Other Legal and Regulatory Requirements

11. Based on our audit, we report that the provisions of section 197 read with Schedule V to the Act are not applicable to the Company since the Company is not a public company as defined under section 2(71) of the Act. Accordingly, reporting under section 197(16) is not applicable.
12. As required by the Companies (Auditor's Report) Order, 2016 ("the Order") issued by the Central Government of India in terms of section 143(11) of the Act, we give in the Annexure A a statement on the matters specified in paragraphs 3 and 4 of the Order.
13. Further to our comments in Annexure A, as required by section 143(3) of the Act, based on our audit, we report, to the extent applicable, that:
- a) we have sought and obtained all the information and explanations which to the best of our knowledge and belief were necessary for the purpose of our audit of the accompanying standalone financial statements;
 - b) in our opinion, proper books of account as required by law have been kept by the Company so far as it appears from our examination of those books;
 - c) the standalone financial statements dealt with by this report are in agreement with the books of account;
 - d) in our opinion, the aforesaid standalone financial statements comply with Ind AS specified under section 133 of the Act;
 - e) on the basis of the written representations received from the directors and taken on record by the Board of Directors, none of the directors is disqualified as on 31 March 2021 from being appointed as a director in terms of section 164(2) of the Act;
 - f) we have also audited the internal financial controls with reference to financial statements of the Company as on 31 March 2021 in conjunction with our audit of the standalone financial statements of the Company for the year ended on that date and our report dated 24 August 2021 as per Annexure B expressed unmodified opinion; and
 - g) with respect to the other matters to be included in the Auditor's Report in accordance with rule 11 of the Companies (Audit and Auditors) Rules, 2014 (as amended), in our opinion and to the best of our information and according to the explanations given to us :
 - i. the Company does not have any pending litigation which would impact its financial position as at 31 March 2021;
 - ii. the Company did not have any long-term contracts including derivative contracts for which there were any material foreseeable losses as at 31 March 2021;
 - iii. there were no amounts which were required to be transferred to the Investor Education and Protection Fund by the Company during the year ended 31 March 2021; and



Walker Chandiook & Co LLP

- iv. the disclosure requirements relating to holdings as well as dealings in specified bank notes were applicable for the period from 8 November 2016 to 30 December 2016, which are not relevant to these standalone financial statements. Hence, reporting under this clause is not applicable.

For **Walker Chandiook & Co LLP**

Chartered Accountants

Firm's Registration No.: 001076N/N500013



Ankit Mehra

Partner

Membership No.: 507429

UDIN:21507429AAAAN7521



Place: Gurugram


Date: 24 August 2021

Annexure A to the Independent Auditor's Report of even date to the members of ASK Automotive Private Limited, on the standalone financial statements for the year ended 31 March 2021

Annexure A

Based on the audit procedures performed for the purpose of reporting a true and fair view on the standalone financial statements of the Company and taking into consideration the information and explanations given to us and the books of account and other records examined by us in the normal course of audit, and to the best of our knowledge and belief, we report that:

- (i) (a) The Company has maintained proper records showing full particulars, including quantitative details and situation of fixed assets.
- (b) The Company has a regular program of physical verification of its fixed assets under which fixed assets are verified in a phased manner over a period of 3 years, which, in our opinion, is reasonable having regard to the size of the Company and the nature of its assets. In accordance with this program, certain fixed assets were verified during the year and no material discrepancies were noticed on such verification.
- (c) The title deeds of all the immovable properties (which are included under the head 'Property, plant and equipment') are held in the name of the Company.
- (ii) In our opinion, the management has conducted physical verification of inventory at reasonable intervals during the year, except for goods-in-transit and stocks lying with third parties. For stocks lying with third parties at the year-end, written confirmations have been obtained by the management. No material discrepancies were noticed on the aforesaid verification.
- (iii) The Company has granted unsecured loans to company covered in the register maintained under Section 189 of the Act; and with respect to the same:
 - (a) in our opinion the terms and conditions of grant of such loans are not, prima facie, prejudicial to the company's interest.
 - (b) the schedule of repayment of principal and payment of interest has been stipulated and the principal and interest amount are not due for repayment currently.
 - (c) there is no overdue amount in respect of loans granted to such company.
- (iv) In our opinion, the Company has complied with the provisions of Section 186 in respect of loans, investments and guarantees. Further, in our opinion, the Company has not entered into any transaction covered under Section 185 and Section 186 of the Act in respect of security.
- (v) In our opinion, the Company has not accepted any deposits within the meaning of Sections 73 to 76 of the Act and the Companies (Acceptance of Deposits) Rules, 2014 (as amended). Accordingly, the provisions of clause 3(v) of the Order are not applicable.
- (vi) The Central Government has not specified maintenance of cost records under sub-section (1) of Section 148 of the Act, in respect of Company's products/services. Accordingly, the provisions of clause 3(vi) of the Order are not applicable.
- (vii)(a) Undisputed statutory dues including provident fund, employees' state insurance, income-tax, sales-tax, service tax, duty of customs, duty of excise, value added tax, cess and other material statutory dues, as applicable, have generally been regularly deposited to the appropriate authorities, though there has been a slight delay in a few cases. Further, no undisputed amounts payable in respect thereof were outstanding at the year-end for a period of more than six months from the date they became payable.
- (b) There are no dues in respect of income-tax, sales-tax, service tax, duty of customs, duty of excise and value added tax that have not been deposited with the appropriate authorities on account of any dispute.



Walker Chandiook & Co LLP

Annexure A to the Independent Auditor's Report of even date to the members of ASK Automotive Private Limited, on the standalone financial statements for the year ended 31 March 2021

- (viii) The Company has not defaulted in repayment of loans or borrowings to any bank or financial institution or government during the year. The Company did not have any outstanding debentures during the year.
- (ix) The Company did not raise moneys by way of initial public offer or further public offer (including debt instruments). In our opinion, the term loans were applied for the purposes for which the loans were obtained.
- (x) No fraud by the Company or on the Company by its officers or employees has been noticed or reported during the period covered by our audit.
- (xi) The provisions of Section 197 of the Act read with Schedule V to the Act are not applicable to the company since the company is not a public company as defined under Section 2(71) of the Act. Accordingly, provisions of clause 3(xi) of the Order are not applicable.
- (xii) In our opinion, the Company is not a Nidhi Company. Accordingly, provisions of clause 3(xii) of the Order are not applicable.
- (xiii) In our opinion, all transactions with the related parties are in compliance with Section 188 of the Act, where applicable, and the requisite details have been disclosed in the financial statements, as required by the applicable Ind AS. Further, in our opinion, the company is not required to constitute audit committee under Section 177 of the Act.
- (xiv) During the year, the company has not made any preferential allotment or private placement of shares or fully or partly convertible debentures.
- (xv) In our opinion, the company has not entered into any non-cash transactions with the directors or persons connected with them covered under Section 192 of the Act.
- (xvi) The company is not required to be registered under Section 45-IA of the Reserve Bank of India Act, 1934.


For **Walker Chandiook & Co LLP**
Chartered Accountants
Firm's Registration No.: 001076N/N500013



Ankit Mehra
Partner
Membership No.: 507429

UDIN: 21507429AAAAA

Place: Gurugram
Date: 24 August 2021



Walker Chandniok & Co LLP

Annexure B to the Independent Auditor's Report of even date to the members of ASK Automotive Private Limited on the standalone financial statements for the year ended 31 March 2021

Annexure B

Independent Auditor's Report on the internal financial controls with reference to the standalone financial statements under Clause (i) of Sub-section 3 of Section 143 of the Companies Act, 2013 ('the Act')

1. In conjunction with our audit of the standalone financial statements of ASK Automotive Private Limited ('the Company') as at and for the year ended 31 March 2021, we have audited the internal financial controls with reference to financial statements of the Company as at that date.

Responsibilities of Management for Internal Financial Controls

2. The Company's Board of Directors is responsible for establishing and maintaining internal financial controls based on the internal financial controls with reference to financial statements criteria established by the Company considering the essential components of internal control stated in the Guidance Note on Audit of Internal Financial Controls over Financial Reporting ('the Guidance Note') issued by the Institute of Chartered Accountants of India ('ICAI'). These responsibilities include the design, implementation and maintenance of adequate internal financial controls that were operating effectively for ensuring the orderly and efficient conduct of the Company's business, including adherence to the Company's policies, the safeguarding of its assets, the prevention and detection of frauds and errors, the accuracy and completeness of the accounting records, and the timely preparation of reliable financial information, as required under the Act.

Auditor's Responsibility for the Audit of the Internal Financial Controls with Reference to Financial Statements

3. Our responsibility is to express an opinion on the Company's internal financial controls with reference to financial statements based on our audit. We conducted our audit in accordance with the Standards on Auditing issued by the Institute of Chartered Accountants of India ('ICAI') prescribed under Section 143(10) of the Act, to the extent applicable to an audit of internal financial controls with reference to financial statements, and the Guidance Note on Audit of Internal Financial Controls Over Financial Reporting ('the Guidance Note') issued by the ICAI. Those Standards and the Guidance Note require that we comply with ethical requirements and plan and perform the audit to obtain reasonable assurance about whether adequate internal financial controls with reference to financial statements were established and maintained and if such controls operated effectively in all material respects.
4. Our audit involves performing procedures to obtain audit evidence about the adequacy of the internal financial controls with reference to financial statements and their operating effectiveness. Our audit of internal financial controls with reference to financial statements includes obtaining an understanding of such internal financial controls, assessing the risk that a material weakness exists, and testing and evaluating the design and operating effectiveness of internal control based on the assessed risk. The procedures selected depend on the auditor's judgement, including the assessment of the risks of material misstatement of the financial statements, whether due to fraud or error.
5. We believe that the audit evidence we have obtained is sufficient and appropriate to provide a basis for our audit opinion on the Company's internal financial controls with reference to financial statements.

Meaning of Internal Financial Controls with Reference to Financial Statements

6. A company's internal financial controls with reference to financial statements is a process designed to provide reasonable assurance regarding the reliability of financial reporting and the preparation of financial statements for external purposes in accordance with generally accepted accounting principles. A company's internal financial controls with reference to financial statements include those policies and procedures that (1) pertain to the maintenance of records that, in reasonable detail, accurately and fairly reflect the transactions and dispositions of the assets of the company; (2) provide reasonable assurance that transactions are recorded as necessary to permit preparation of financial statements in accordance with generally accepted accounting principles, and that receipts and expenditures of the company are being made only in accordance with authorisations of management and directors of the company; and (3) provide reasonable assurance regarding prevention or timely detection of unauthorised acquisition, use, or disposition of the company's assets that could have a material effect on the financial statements.

Annexure B to the Independent Auditor's Report of even date to the members of ASK Automotive Private Limited on the standalone financial statements for the year ended 31 March 2021

Inherent Limitations of Internal Financial Controls with Reference to Financial Statements

7. Because of the inherent limitations of internal financial controls with reference to financial statements, including the possibility of collusion or improper management override of controls, material misstatements due to error or fraud may occur and not be detected. Also, projections of any evaluation of the internal financial controls with reference to financial statements to future periods are subject to the risk that the internal financial controls with reference to financial statements may become inadequate because of changes in conditions, or that the degree of compliance with the policies or procedures may deteriorate.

Opinion

8. In our opinion, the Company has, in all material respects, adequate internal financial controls with reference to financial statements and such controls were operating effectively as at 31 March 2021, based on the internal financial controls with reference to financial statements criteria established by the Company considering the essential components of internal control stated in the Guidance Note issued by the ICAI.

For **Walker Chandiook & Co LLP**
Chartered Accountants
Firm's Registration No.: 001076N/N500013



Ankit Mehra
Partner
Membership No.: 507429

UDIN:21507429AAAAAN7521



Place: Gurugram
Date: 24 August 2021

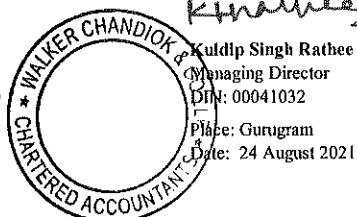
	Notes	As at 31 March 2021	As at 31 March 2020
ASSETS			
Non-current assets			
Property, plant and equipment	3	40,809.93	40,530.48
Capital work-in-progress	3	982.89	1,556.86
Right-of-use assets	4A	777.82	1,319.10
Goodwill	4B	18,191.01	18,191.01
Other Intangible assets	4B	560.74	707.46
Financial assets			
(i) Investments	5	3,111.50	3,111.50
(ii) Loans	5A	1,066.50	1,066.50
(iii) Other financial assets	6	846.44	855.50
Non-current tax assets (net)	7	469.77	802.63
Other non-current assets	8	598.29	113.75
		67,414.89	68,254.79
Current assets			
Inventories	9	11,268.09	9,303.79
Financial assets			
(i) Investment	5	-	833.12
(ii) Trade receivables	10	13,270.41	7,228.20
(iii) Cash and cash equivalents	11	1,852.65	335.63
(iv) Other bank balances	12	14.32	19.54
(v) Other financial assets	6	55.59	1,227.47
Other current assets	8	709.46	781.21
		27,170.52	19,728.96
Assets held for sale	3	424.00	1,760.00
		95,009.41	89,743.75
EQUITY AND LIABILITIES			
Equity			
Equity share capital	13	4,068.85	1,017.21
Other equity	14	60,925.68	53,197.84
Total equity		64,994.53	54,215.05
Non-current liabilities			
Financial liabilities			
(i) Borrowings	15	4,267.00	8,670.22
(ii) Lease liabilities	16	324.76	350.13
Provisions	17	2,429.63	2,013.34
Other non-current liabilities	18	-	339.83
Deferred tax liabilities (net)	19	3,060.52	3,191.26
		10,081.91	14,564.78
Current liabilities			
Financial liabilities			
(i) Borrowings	20	-	1,261.40
(ii) Lease Liabilities	16	102.66	613.91
(iii) Trade payables			
(a) Total outstanding dues of micro enterprises and small enterprises	21	1,648.95	494.19
(b) Total outstanding dues other than (iii)(a) above	21	13,287.99	9,285.46
(iv) Other financial liabilities	22	2,077.17	6,680.56
Provisions	17	374.78	374.47
Current tax liabilities (net)	23	106.24	-
Other current liabilities	18	2,335.18	2,253.93
		19,932.97	20,963.92
Total liabilities		30,014.88	35,528.70
Total equity and liabilities		95,009.41	89,743.75

The accompanying notes are an integral part of the standalone financial statements.


This is the standalone balance sheet referred to in our report of even date


For Walker Chandiook & Co LLP
 Chartered Accountants
 Firm's Registration No.: 001076N/N500013


Ankit Mehra
 Partner
 Membership No.: 507429
 Place: Gurugram
 Date: 24 August 2021



For and on behalf of the Board of Directors of
 ASK Automotive Private Limited


Kuldip Singh Rathee
 Managing Director
 DIN: 00041032
 Place: Gurugram
 Date: 24 August 2021


Prashant Rathee
 Executive Director
 DIN: 00041081


Naresh Kumar
 Chief Financial Officer


Rajani Sharma
 Company Secretary



ASK Automotive Private Limited
 Standalone Statement of Profit and Loss for the year ended 31 March 2021
 CIN: U34300DL1988PTC030342
 (All amounts are in INR Lakhs, except otherwise stated)

	Notes	For the year ended 31 March 2021	For the year ended 31 March 2020
Income			
Revenue from operations	24	1,54,399.21	1,64,457.60
Other income	25	2,377.47	519.51
Total income		1,56,776.68	1,64,977.11
Expenses			
Cost of material consumed	26	1,01,544.22	1,03,548.00
Changes in inventories of finished goods and work-in-progress	27	(1,725.83)	564.52
Employee benefits expense	28	10,225.48	12,041.81
Finance costs	29	1,085.13	2,001.39
Depreciation and amortization expense	30	5,189.29	5,184.63
Other expenses	31	26,088.02	27,706.95
Dies for own use		(366.35)	(459.99)
Total expenses		1,42,039.96	1,50,587.31
Profit before tax		14,736.72	14,389.80
Tax expenses			
Current tax	32	3,812.04	3,014.00
Adjustment of tax relating to earlier periods	32	(20.35)	-
Deferred tax	32	(115.76)	(404.14)
Total tax expenses		3,675.93	2,609.86
Profit after tax for the year		11,060.79	11,779.94
Other comprehensive income:			
(i) Items that will not be reclassified to profit or loss in subsequent years:			
Remeasurement of post employment benefit obligations		(59.52)	85.62
(ii) Income tax relating to items that will not be reclassified to profit or loss			
	32	14.98	(21.55)
Other comprehensive (loss)/income for the year, net of tax		(44.54)	64.07
Total comprehensive income for the year		11,016.25	11,844.01
Earnings per equity share (INR)			
Basic and Diluted	33	5.44	5.79

The accompanying notes are an integral part of the standalone financial statements.

This is the standalone statement of profit and loss referred to in our report of even date

For Walker Chandiook & Co LLP
 Chartered Accountants
 Firm's Registration No.: 001076N/N500013

For and on behalf of the Board of Directors of
 ASK Automotive Private Limited




Ankit Mehra
 Partner
 Membership No.: 507429

Place: Gurugram
 Date: 24 August 2021




Kuldip Singh Rathee
 Managing Director
 DIN: 00041032

Place: Gurugram
 Date: 24 August 2021



Prashant Rathee
 Executive Director
 DIN: 00041081



Narish Kumar
 Chief Financial Officer



Rajani Sharma
 Company Secretary




	For the year ended 31 March 2021	For the year ended 31 March 2020
A. Cash flow from operating activities		
Profit before tax	14,736.72	14,389.80
Adjustment to reconcile profit before tax to net cash flows:		
Depreciation of property, plant and equipment	4,412.69	4,447.54
Amortization of intangible assets and right of use assets	776.60	737.09
Excess liability / provision written back	(81.63)	(13.26)
Fair value loss on financial instruments at fair value through profit or loss	-	224.84
Provision for doubtful debt	46.67	-
Profit on sale of investments	(1,517.79)	(79.89)
Net unrealised (profit)/ loss on foreign currency transaction	(5.79)	0.08
Property, plant and equipment written off	54.73	10.01
Unwinding of deferred government grant	(294.05)	(172.35)
Gain on sale of property, plant and equipment	(17.60)	(16.10)
Interest income	(178.60)	(71.95)
Dividend on shares	(41.37)	(5.73)
Interest expenses	1,058.21	1,986.62
Operating profit before working capital changes	18,948.79	21,436.70
Movements in working capital :		
(Increase)/Decrease in trade receivables	(6,081.68)	9,073.84
(Increase)/Decrease in inventories	(1,964.30)	642.86
Increase/(Decrease) in trade payables	5,155.88	(2,552.98)
Decrease/(Increase) in financial assets	1,080.04	(530.33)
Decrease/(Increase) in other assets	73.05	(1,026.99)
Movement in advances to subsidiaries pursuant to demerger	-	1,000.00
Decrease in other financial liabilities	(548.08)	(759.20)
Increase in provisions	357.08	209.81
(Decrease)/Increase in other liabilities	(24.23)	255.19
Cash generated from operations	16,996.55	27,748.90
Direct taxes paid (net of refunds)	(3,352.60)	(3,020.47)
Net cash flow from operating activities (A)	13,643.94	24,728.43
B. Cash flow from investing activities		
Purchase of property, plant and equipment and intangible assets (including capital work in progress)	(4,750.44)	(4,234.88)
Proceeds from sale of property, plant and equipment, intangible assets and Assets held for Sale	1,471.29	1,358.71
Sale/(Purchase) of current investments (net)	2,456.38	(1,083.54)
Unsecured Loans given	-	(1,066.50)
Redemption of fixed deposits/(Investment) (net)	0.98	(4.26)
Dividend received	41.37	5.73
Interest received	178.26	72.81
Net cash used in investing activities (B)	(602.16)	(4,951.93)
C. Cash flow from financing activities		
Movement of short term borrowings	(1,261.40)	(3,116.93)
Proceeds from long term borrowings	2,000.00	-
Repayment of long term borrowings	(10,275.62)	(12,607.92)
Principal payment of finance lease liability (Refer Note 40)	(618.69)	(518.51)
Interest payment of finance lease liability (Refer Note 40)	(60.11)	(92.90)
Dividend paid	(203.44)	(203.44)
Dividend distribution tax paid	-	(41.07)
Bonus share issue expenses paid	(4.08)	-
Expenses paid towards increase in authorised share capital	(29.25)	-
Interest paid	(1,072.17)	(1,995.64)
Net cash used in financing activities (C)	(11,524.76)	(18,576.41)
D. Movement due to Demerged pursuant to the scheme (refer note 44) (D)		
Net increase in cash and cash equivalents (A+B+C+D)	1,517.02	187.03
Cash and cash equivalents at beginning of the year	335.63	148.60
Cash and cash equivalents at end of the year	1,852.65	335.63
Reconciliation of cash and cash equivalents as per the standalone cash flow statement:	As at 31 March 2021	As at 31 March 2020
Cash and cash equivalents as per above comprises of the following :		
- Cash on hand	5.70	4.04
- Balance in current accounts	1,846.95	331.59
Balances as per cash flow statement	1,852.65	335.63

The accompanying notes are an integral part of the standalone financial statements.

This is the standalone cash flows statement referred to in our report of even date


For Walker Chandlok & Co LLP
 Chartered Accountants
 Firm's Registration No.: 001076N/N500013


For and on behalf of the Board of Directors of
 ASK Automotive Private Limited


 Ankkit Mehra
 Partner
 Membership No.: 507423
 Place: Gurugram
 Date: 24 August 2021




 Kuldip Singh Rathee
 Managing Director
 DIN: 00041032
 Place: Gurugram
 Date: 24 August 2021


 Prashant Rathee
 Executive Director
 DIN: 00041081


 Naresh Kumar
 Chief Financial Officer


 Rajan Sharma
 Company Secretary



	Notes	Amount
A. Equity share capital:		
Issued, subscribed and fully paid		
Balance as at 1 April 2019 (equity share of INR 2 each)	13	889.41
Changes in equity share capital during the year		127.80
Balance as at 31 March 2020 (equity share of INR 2 each)	13	1,017.21
Changes in equity share capital during the year		3,051.64
Balance as at 31 March 2021 (equity share of INR 2 each)	13	4,068.85

B. Other Equity #

Description	Reserves and Surplus				Shares pending issuance*	Total other equity
	Capital redemption reserve	General reserve	Securities premium	Retained earnings		
As at 1 April 2019	8.00	10.05	94.05	42,543.67	127.80	42,783.57
Profit for the year	-	-	-	11,779.94	-	11,779.94
Other comprehensive income	-	-	-	64.07	-	64.07
Total comprehensive income for the year	-	-	-	11,844.01	-	11,844.01
Less: Demerged pursuant to the scheme*	-	-	-	(1,013.06)	-	(1,013.06)
Less: Effect of first time implementation of Ind AS 116 (Leases)	-	-	-	(44.37)	-	(44.37)
Less: Interim dividend	-	-	-	(203.44)	-	(203.44)
Less: Dividend distribution tax on interim dividend	-	-	-	(41.07)	-	(41.07)
Less: Shares issued during the year	-	-	-	-	(127.80)	(127.80)
As at 31 March 2020	8.00	10.05	94.05	53,085.74	-	53,197.84
Profit for the year	-	-	-	11,060.79	-	11,060.79
Other comprehensive income	-	-	-	(44.54)	-	(44.54)
Total comprehensive income for the year	-	-	-	11,016.25	-	11,016.25
Less: Interim dividend	-	-	-	(203.44)	-	(203.44)
Less: Bonus shares issued during the year	-	-	-	(3,051.64)	-	(3,051.64)
Less: Bonus share issue expenses	-	-	-	(4.08)	-	(4.08)
Less: Expenses for increase in authorised share capital	-	-	-	(29.25)	-	(29.25)
As at 31 March 2021	8.00	10.05	94.05	60,813.58	-	60,925.68

For nature and purpose of each reserve refer note 14.1

refer note 14 for details.

* refer note 44

The accompanying notes are an integral part of the standalone financial statements.

This is the standalone statement of changes in equity referred to in our report of even date


For Walker Chandiook & Co LLP
 Chartered Accountants
 Firm's Registration No.: 001076N/N500013


For and on behalf of the Board of Directors of
 ASK Automotive Private Limited


 Ankhit Mehra
 Partner

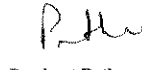
Membership No.: 507429


Place: Gurugram
 Date: 24 August 2021





 Kuldip Singh Rathee
 Managing Director
 DIN: 00041032

Place: Gurugram
 Date: 24 August 2021


 Prashant Rathee
 Executive Director
 DIN: 00041081


 Naresh Kumar
 Chief Financial Officer


 Rajant Sharma
 Company Secretary



1. Corporate Information

ASK Automotive Private Limited ('the Company') is a company domiciled in India, with its registered office situated at Flat No. 104, 929/1, Naiwala, Faiz Road, Karol Bagh, New Delhi-110005, India. The Company was incorporated under the provisions of Indian Companies Act in India on 18 January 1988. The Company is engaged in the business of manufacturing of auto components including friction material components and pressure die casted, machined and painted components, control cables for automobile industry. The Company is supplier to the major leading Original Equipment Manufacturers (OEMs) in India like Honda, Hero MotoCorp, Bajaj Auto, TVS Motors, Suzuki, Yamaha, Mahindra, etc. and having strong presence in secondary market. The Company has manufacturing facilities in the states of Haryana, Karnataka, Gujarat, Himachal and Uttarakhand.

These financial statements for the year ended 31 March 2021 (reporting date) have been prepared as per the requirements of Schedule III of the Companies Act, 2013.

2. Basis of preparation

a. Statement of compliance with Ind AS

These financial statements ('financial statements') of the Company have been prepared in accordance with the Indian Accounting Standards (hereinafter referred to as the 'Ind AS') as notified by Ministry of Corporate Affairs ('MCA') under section 133 of the Companies Act 2013 ('Act') read with the Companies (Indian Accounting Standards) (Amendment) Rules, 2016, as amended and other relevant provisions of the Act. The Company has uniformly applied the accounting policies during the periods presented.

The financial statements for the year ended 31 March 2021 were authorized and approved for issue by the Board of Directors on 24th August.2021.

b. Functional and presentation currency

These financial statements are presented in Indian rupees ('INR'), which is also the Company's functional currency. All amounts have been rounded-off to the nearest lakhs upto two place of decimal, unless otherwise indicated.


c. Basis of measurement

The financial statements have been prepared on going concern basis in accordance with accounting principles generally accepted in India. The financial statements have been prepared on the historical cost basis except for the following items:

<u>Items</u>	<u>Measurement basis</u>
Certain financial assets and liabilities	Fair value
Defined benefits (assets)/liability	Present value of defined benefits obligations

d. Use of estimates and judgements

The preparation of financial statements in conformity with generally accepted accounting principles require management to make judgments, estimates and assumptions that affect the application of accounting policies and the reported amounts of assets, liabilities, income and expenses and the disclosure of contingent liabilities on the date of the financial statements. Actual results could differ from those estimates. Estimates and assumptions are reviewed on an ongoing basis. Any revision to accounting estimates are recognized prospectively in current and future periods. Information about judgments made in applying



ku
- P

Key A



accounting policies that have the most significant effects on the amounts recognized in the financial statements is included in the following notes:

Significant estimates

Useful lives of depreciable/amortizable assets – Management reviews its estimate of the useful lives of depreciable/amortizable assets at each reporting date, based on the expected utility of the assets. Uncertainties in these estimates relate to technical and economic obsolescence that may change the utility of assets.

Defined benefit obligation (DBO) – Management’s estimate of the DBO is based on underlying assumptions such as standard rates of inflation, mortality, discount rate and anticipation of future salary increases. Variation in these assumptions may significantly impact the DBO amount and the annual defined benefit expenses.

Recognition of deferred tax assets – The extent to which deferred tax assets can be recognized is based on an assessment of the probability of the future taxable income against which the deferred tax assets can be utilized.

Significant judgments

Contingent liabilities – At each balance sheet date, on the basis of the management judgment, changes in facts and legal aspects, the Company assesses the requirement of disclosure against the outstanding contingent liabilities. However, the actual future outcome may be different from this judgement.

Impairment of financial assets – At each balance sheet date, based on historical default rates observed over expected life, the management assesses the expected credit loss on outstanding financial assets.

Evaluation of indicators for impairment of assets – The evaluation of applicability of indicators of impairment of assets requires assessment of several external and internal factors which could result in deterioration of recoverable amount of the assets.

Classification of leases – The Company enters into leasing arrangements for various premises. The assessment (including measurement) of the lease is based on several factors, including, but not limited to, transfer of ownership of leased asset at end of lease term, lessee’s option to extend/terminate etc. After the commencement date, the Company reassesses the lease term if there is a significant event or change in circumstances that is within its control and affects its ability to exercise or not to exercise the option to extend or to terminate.

e. Measurement of fair values

A number of the Company’s accounting policies and disclosures require measurement of fair values, for both financial and non-financial assets and liabilities. The Company has an established control framework with respect to measurement of fair values. This includes treasury division which is responsible for overseeing all significant fair value measurements, including Level 3 fair values, and report directly to chief financial officer.

Fair values are categorised into different levels in a fair value hierarchy based on the inputs used in the valuation techniques as follows.



KM
P
[Handwritten signature]



[Handwritten signature]

Level 1: Quoted prices (unadjusted) in active markets for financial instruments.

Level 2: The fair value of financial instruments that are not traded in an active market is determined using valuation techniques which maximize the use of observable market data rely as little as possible on entity specific estimates.

Level 3: If one or more of the significant inputs is not based on observable market data, the instrument is included in level 3.

When measuring the fair value of an asset or liability, the Company uses observable market data as far as possible. The Company recognises transfers between levels of the fair value hierarchy at the end of the reporting period during which the changes have occurred.

2A. Significant accounting policies

(a) Current-non-current classification

All assets and liabilities are classified into current and non-current.

Assets

An asset is classified as current when it satisfies any of the following criteria:

- it is expected to be realised in, or is intended for sale or consumption in, the normal operating cycle;
- it is held primarily for the purpose of being traded;
- it is expected to be realised within 12 months after the reporting date; or
- it is cash or cash equivalent unless it is restricted from being exchanged or used to settle a liability for at least 12 months after the reporting date.

Current assets include the current portion of non-current financial assets. All other assets are classified as non-current.

Liabilities

A liability is classified as current when it satisfies any of the following criteria:

- it is expected to be settled in the normal operating cycle;
- it is held primarily for the purpose of being traded;
- it is due to be settled within 12 months after the reporting date; or
- the company does not have an unconditional right to defer settlement of the liability for at least 12 months after the reporting date. Terms of a liability that could, at the option of the counterparty, result in its settlement by the issue of equity instruments do not affect its classification.

Current liabilities include current portion of non-current financial liabilities. All other liabilities are classified as non-current.

Operating cycle

Operating cycle is the time between the acquisition of assets for processing and their realisation in cash or cash equivalents. The Company has determined its operating cycle as 12 months for the purpose of classification of its assets and liabilities as current and non-current.

(b) Foreign currency transactions

i. Initial recognition

Transactions in foreign currencies are translated into the functional currency of the Company at the exchange rates at the date of the transaction.



ku P



ii. **Measurement at reporting date**

Monetary assets and liabilities denominated in foreign currencies are translated into the functional currency at the exchange rate at the reporting date. Non-monetary assets and liabilities that are measured based on historical cost in a foreign currency are translated at the exchange rate at the date of the transaction. Exchange differences on restatement/ settlement of all monetary items are recognized in the statement of profit and loss.

(c) **Financial instruments**

A financial instrument is any contract that gives rise to a financial asset of one entity and a financial liability or equity instrument of another entity.

i. **Recognition and initial measurement**

Financial assets and financial liabilities are recognised when the Company becomes a party to the contractual provisions of the instrument and are measured initially at fair value adjusted for transaction costs, except for those carried at fair value through Profit and Loss which are measured initially at fair value.

ii. **Classification and subsequent measurement**

Financial assets

On initial recognition, a financial asset is classified as measured at

- amortized cost; or
- fair value through profit or loss ('FVTPL')

Financial assets are not reclassified subsequent to their initial recognition, except if and in the period the Company changes its business model for managing financial assets.

A financial asset is measured at amortized cost if it meets both of the following conditions:

- the asset is held within a business model whose objective is to hold assets to collect contractual cash flows; and
- the contractual terms of the financial asset give rise on specified dates to cash flows that are solely payments of principal and interest on the principal amount outstanding.

All financial assets not classified as measured at amortized cost as described above are measured at FVTPL.

Financial liabilities

Financial liabilities are classified as measured at amortized cost or FVTPL. A financial liability is classified as at FVTPL if it is classified as held for trading, or it is a derivative or it is designated as such on initial recognition. Financial liabilities at FVTPL are measured at fair value and net gains and losses, including any interest expense, are recognized in statement of profit or loss. Other financial liabilities are subsequently measured at amortized cost using the effective interest method. The Company does not have any fixed liabilities under the category of FVTPL.



KM
P
[Signature]



[Signature]

iii. **Derecognition**

Financial assets

The Company de-recognises a financial asset when the contractual rights to the cash flows from the financial asset expire, or it transfers the rights to receive the contractual cash flows in a transaction in which substantially all of the risks and rewards of ownership of the financial asset are transferred or in which the Company neither transfers nor retains substantially all of the risks and rewards of ownership and does not retain control of the financial asset.

Investments in equity instruments of joint venture is accounted for at cost in accordance with Ind AS 27 Separate Financial Statements.

Financial liabilities

The Company de-recognises a financial liability when its contractual obligations are discharged or cancelled, or expire. The Company also de-recognises a financial liability when its terms are modified and the cash flows under the modified terms are substantially different. In this case, a new financial liability based on the modified terms is recognized at fair value. The difference between the carrying amount of the financial liability extinguished and the new financial liability with modified terms is recognized in statement of profit and loss.

iv. **Offsetting**

Financial assets and financial liabilities are offset and the net amount presented in the balance sheet when, and only when, the Company currently has a legally enforceable right to set off the amounts and it intends either to settle them on a net basis or to realize the asset and settle the liability simultaneously.

(d) **Property, plant and equipment**

i. **Recognition and measurement**

Items of property, plant and equipment are initially measured at cost of acquisition or construction which includes capitalized borrowing cost. The cost of an item of property, plant and equipment comprises its purchase price, including import duties and other non-refundable purchase taxes or levies, any directly attributable cost of bringing the asset to its working condition for its intended use and estimated cost of dismantling and removing the item and restoring the site on which it is located. Any trade discounts and rebates are deducted in arriving at the purchase price. After initial recognition, items of property, plant and equipment are carried at its cost less any accumulated depreciation and / or accumulated impairment loss, if any.

The cost of a self-constructed item of property, plant and equipment comprises the cost of materials and direct labor, any other costs directly attributable / allocable to bring the item to working condition for its intended use.

If significant parts of an item of property, plant and equipment have different useful lives, then they are accounted for as separate items (major components) of property, plant and equipment.

Gains or losses arising on sale/disposal of items of property, plant and equipment are recognized in statement of profit and loss.



Handwritten initials "KH" and a signature.

Handwritten signature.



Capital work-in-progress comprises the cost of fixed assets that are not ready for their intended use at the reporting date.

ii. Subsequent expenditure

Subsequent expenditure is capitalized only if it is probable that the future economic benefits associated with the expenditure will flow to the Company.

iii. Depreciation

Depreciation on items of property, plant and equipment is provided on the straight-line method based on the estimated useful life of each asset as determined by the management. Depreciation is charged over the number of shift a plant or equipment is used in the business in accordance with schedule II of the Companies Act. Depreciation for assets purchased during the year is proportionately charged i.e. from the date on which asset is ready for use. Depreciation for assets sold during the year is proportionately charged i.e. up to the date on which asset is disposed off.

The useful lives have been determined based on internal evaluation done by management and are in line with the estimated useful lives, to the extent prescribed by the Schedule II of the Companies Act.

	Life in Years
Buildings	30
Plant and machinery	15
Electrical installations	10
Furniture and fixtures	10
Office equipments	5
Vehicles	8
Dies and Moulds	7 to 10
Computers	3

Hangers and trollies are amortised based on physical availability and technical assessment at year end.

Depreciation method, useful lives and residual values are reviewed at each financial year-end and adjusted if appropriate.

Modification or extension to an existing asset, which is of capital nature, and which becomes an integral part thereof is depreciated prospectively over the remaining useful life of that asset.

(e) Intangible Assets

i. Recognition and initial measurement


Intangible assets that are acquired by the Company are measured initially at cost. After initial recognition, an intangible asset is carried at its cost less any accumulated amortization and any accumulated impairment loss.

ii. Subsequent expenditure

Subsequent expenditure is capitalized only if it is probable that the future economic benefits associated with the expenditure will flow to the Company.

iii. Amortisation

Technical know-how is being amortized over a period of seven years on a straight line basis.



KR P

Ky Jh



Computer software is being amortized over a period of six years on a straight line basis.

Goodwill

Represents amounts paid over the identifiable assets towards Business Takeover transaction is carried forward based on assessment of benefits arising from such goodwill in future. Such expenditure is impaired on fair value method in future years.

Distribution network

Represents allocation of amounts paid towards Business Takeover transaction is carried forward based on assessment of benefits arising from such network in future. Such expenditure is amortized on period of ten years on straight line basis.

The above periods also represent the management's estimation of economic useful life of the respective intangible assets.

Amortisation method, useful lives and residual values are reviewed at each financial year-end and adjusted if appropriate.

(f) Inventories

Inventories which comprise of raw material, work in progress, finished goods and stores and spares are valued at the lower of cost and net realisable value. Cost of inventories comprises all cost of purchase, cost of conversion and other costs incurred in bringing the inventories to their present location and condition.

The basis of determining costs for various categories of inventories are as follows: -

- | | |
|---|--|
| Raw materials, components, stores and spares,
Packing, Loose Tools, gauges and instruments | - Weighted Average Method |
| Work-in-progress and finished goods | - Material cost plus appropriate proportion of
labour, manufacturing overheads. |

Net realisable value is the estimated selling price in the ordinary course of business, less the estimated costs of completion and the estimated costs necessary to make the sale.

The net realisable value of work-in-progress is determined with reference to the selling prices of related finished goods. Raw materials held for use in production of finished goods are not written down below cost, except in cases where material prices have declined, and it is estimated that the cost of the finished goods will exceed its net realisable value. The comparison of cost and net realizable value is made on an item-by-item basis.


(g) Impairment

Impairment of financial assets

The Company recognizes loss allowances using the Expected Credit Loss (ECL) model for the financial assets which are not fair valued through profit or loss. Loss allowance for trade receivables with no significant financing component is measured at an amount equal to lifetime ECL. For all other financial assets, expected credit losses are measured at an amount equal to the 12-month ECL, unless there has been a significant increase in credit risk from initial recognition, in which case those financial assets are measured at lifetime ECL. The changes (incremental or reversal) in loss allowance computed using ECL model, are recognised as an impairment gain or loss in the statement of profit and loss.



KH P [Signature]



Impairment of non-financial assets

The Company's non-financial assets are reviewed at each reporting date to determine if there is indication of any impairment. If any indication exists, the asset's recoverable amount is estimated. Assets that do not generate independent cash flows are grouped together into cash generating units (CGU). An impairment loss is recognised whenever the carrying amount of an asset or its cash generating unit exceeds its recoverable amount. Impairment losses are recognised in statement of profit and loss. An impairment loss is reversed if there has been a change in the estimates used to determine the recoverable amount. An impairment loss is reversed only to the extent that the asset's carrying amount does not exceed the carrying amount that would have been determined net of depreciation or amortisation, if no impairment loss had been recognised.

(h) Employee benefits

Defined Contribution Plans:

The Company makes payments to defined contribution plans such as provident fund and employees' state insurance. The Company has no further payment obligations once the contributions have been paid. The contributions are accounted for as defined contribution plans and the contributions are recognised as employee benefit expense when they are due. Prepaid contributions are recognised as an asset to the extent that a cash refund or a reduction in the future payments is available.

Short-term employee benefits

Employee benefits payable within twelve months of receiving employee services are classified as short-term employee benefits. These benefits include salaries and wages, bonus, etc. The undiscounted amount of short-term employee benefits to be paid in exchange for employee services is recognised as an expense in statement of profit and loss as the related service is rendered by employees.

Defined Benefit Plans:

The liability or asset recognised in the balance sheet in respect of defined benefit gratuity plans is the present value of the defined benefit obligation at the end of the reporting period less the fair value of plan assets. The defined benefit obligation is calculated annually by actuaries using the projected unit credit method.

The net interest cost is calculated by applying the discount rate to the balance of the defined benefit obligation and the fair value of plan assets. This cost is included in employee benefit expense in the statement of profit and loss.

Remeasurement gains and losses arising from experience adjustments and changes in actuarial assumptions are recognised in the period in which they occur, directly in other comprehensive income. They are included in retained earnings in the statement of changes in equity and in the balance sheet.


Changes in the present value of the defined benefit obligation resulting from plan amendments or curtailments are recognised immediately in profit or loss as past service cost.

Other long-term employee benefits:

Other long-term employee benefits are recognised as an expense in the statement of profit and loss as and when they accrue. The Company determines the liability using the Projected Unit Credit Method, with actuarial valuations carried out as at the balance sheet date. Actuarial gains and losses in respect of such benefits are charged to the statement of profit and loss.



KHL
P



24/07

(i) Provisions

A provision is recognised if, as a result of a past event, the Company has a present obligation that can be estimated reliably, and it is probable that an outflow of economic benefits will be required to settle the obligation. Provisions are recognised at the best estimate of the expenditure required to settle the present obligation at the balance sheet date.

(j) Revenue recognition

Revenue is recognised to the extent that it is probable that the economic benefits will flow to the Company and the revenue can be reliably measured, regardless of when the payment is being made. Revenue is measured at the fair value of the consideration received or receivable, taking into account contractually defined terms of payment and excluding taxes or duties collected on behalf of the government.

However, / Goods and Services Tax (GST) is not received by the Company on its own account. Rather, it is tax collected on value added to the commodity or supplies made by the seller on behalf of the government. Accordingly, it is excluded from revenue.

Sale of goods

Revenue is measured at the fair value of the consideration received or receivable.

Further, revenue from sale of goods is recognized based on a 5-Step Methodology which is as follows:

- Step 1: Identify the contract(s) with a customer
- Step 2: Identify the performance obligation in contract
- Step 3: Determine the transaction price
- Step 4: Allocate the transaction price to the performance obligations in the contract
- Step 5: Recognise revenue when (or as) the entity satisfies a performance obligation

Revenue is measured based on the transaction price, which is the consideration, adjusted for volume discounts, service level credits, performance bonuses, price concessions, staggered discount on early payments and incentives, if any, as specified in the contract with the customer. Revenue also excludes taxes collected from customers.

Rendering of services

Revenue from services provided is recognised upon rendering of the services, in accordance with the agreed terms with the customers where ultimate collection of the revenue is reasonably expected.

Other operating revenue

All export benefits under various policies of Government of India are recognised on accrual basis when no significant uncertainties as to the amount of consideration that would be derived and as to its ultimate collection exist.

Other income


Interest income is recognised on accrual basis using the effective interest method.



KU

R

A handwritten signature in black ink.



A handwritten signature in black ink.

(k) Government grants

Government grants related to property, plant and equipment are included in the non-current liabilities as deferred income and are credited to Profit and loss on the basis of fulfillment of export obligation and presented within other income in accordance with the primary conditions associated with purchase of assets and related grants.

Export benefit entitlements are recognised in the statement of profit and loss when the right to receive benefit is established in respect of the exports made and the realisation is reasonably certain.

(l) Leases

A lease is defined as 'a contract, or part of a contract, that conveys the right to use an asset (the underlying asset) for a period of time in exchange for consideration'.

Classification of leases

The Company enters into leasing arrangements for various assets. The assessment of the lease is based on several factors, including, but not limited to, transfer of ownership of leased asset at end of lease term, lessee's option to extend/purchase etc.

Recognition and initial measurement

At lease commencement date, the Company recognises a right-of-use asset and a lease liability on the balance sheet. The right-of-use asset is measured at cost, which is made up of the initial measurement of the lease liability, any initial direct costs incurred by the Company, an estimate of any costs to dismantle and remove the asset at the end of the lease (if any), and any lease payments made in advance of the lease commencement date (net of any incentives received).

Subsequent measurement

The Company depreciates the right-of-use assets on a straight-line basis from the lease commencement date to the earlier of the end of the useful life of the right-of-use asset or the end of the lease term. The Company also assesses the right-of-use asset for impairment when such indicators exist.


At lease commencement date, the Company measures the lease liability at the present value of the lease payments unpaid at that date, discounted using the interest rate implicit in the lease if that rate is readily available or the Company's incremental borrowing rate. Lease payments included in the measurement of the lease liability are made up of fixed payments (including in substance fixed payments) and variable payments based on an index or rate. Subsequent to initial measurement, the liability will be reduced for payments made and increased for interest. It is re-measured to reflect any reassessment or modification, or if there are changes in in-substance fixed payments. When the lease liability is re-measured, the corresponding adjustment is reflected in the right-of-use asset.

The Company has elected to account for short-term leases using the practical expedients. Instead of recognising a right-of-use asset and lease liability, the payments in relation to these are recognised as an expense in statement of profit and loss on a straight-line basis over the lease term.

(m) Income-tax

Tax expense recognised in statement of profit and loss comprises the sum of deferred tax and current tax not recognised in other comprehensive income or directly in equity.

Current tax is determined as the tax payable in respect of taxable income for the year and is computed in accordance with relevant tax regulations. Current income tax relating to items recognised outside profit or loss is recognised outside profit or loss (either in other comprehensive income or in equity).



12/11

P

A handwritten signature in black ink, appearing to be "Rajiv".

A handwritten signature in black ink, appearing to be "Rajiv".



Deferred tax is recognised in respect of temporary differences between carrying amount of assets and liabilities for financial reporting purposes and corresponding amount used for taxation purposes. Deferred tax assets on unrealised tax loss are recognised to the extent that it is probable that the underlying tax loss will be utilised against future taxable income. This is assessed based on the Company's forecast of future operating results, adjusted for significant non-taxable income and expenses and specific limits on the use of any unused tax loss. Unrecognised deferred tax assets are re-assessed at each reporting date and are recognised to the extent that it has become probable that future taxable profits will allow the deferred tax asset to be recovered.

Deferred tax assets and liabilities are measured at the tax rates that are expected to apply in the year when the asset is realised or the liability is settled, based on tax rates (and tax laws) that have been enacted or substantively enacted at the reporting date. Deferred tax relating to items recognised outside statement of profit and loss is recognised outside statement of profit or loss (either in other comprehensive income or in equity).

Unused tax credit (Minimum alternate tax ('MAT') credit entitlement) is recognized as an asset only when and to the extent there is convincing evidence that the Company will pay normal income tax during the specified period. In the year in which such credit becomes eligible to be recognized as an asset, the said asset is created by way of a credit to the statement of profit and loss and shown as unused tax credit. The Company reviews the same at each balance sheet date and writes down the carrying amount of unused tax credit to the extent it is not reasonably certain that the Company will pay normal income tax during the specified period.

(n) Earnings per share

Basic earnings per share are calculated by dividing the net profit for the year attributable to equity shareholders by the weighted average number of equity shares outstanding during the year. Diluted earnings per share is computed using the weighted average number of equity shares and dilutive potential equity shares outstanding during the year end, except where the results would be anti-dilutive.

(o) Contingent liabilities and contingent assets

A contingent liability exists when there is a possible but not probable obligation, or a present obligation that may, but probably will not, require an outflow of resources, or a present obligation whose amount cannot be estimated reliably. Contingent liabilities do not warrant provisions, but are disclosed. Contingent assets are neither recognised nor disclosed in the financial statements. However, contingent assets are assessed continually and if it is virtually certain that an inflow of economic benefits will arise, the asset and related income are recognised in the period in which the change occurs.

(p) Cash and cash equivalents

Cash and cash equivalents for the purpose of cash flow statement comprise balance with banks and in hand and demand deposits.

(q) Borrowing cost

Borrowing costs directly attributable to acquisition, construction or erection of qualifying assets are capitalised. Capitalisation of borrowing costs ceases when substantially all the activities necessary to prepare the qualifying assets for their intended use are complete.

Other borrowing costs are recognised as an expense in the statement of profit and loss in the year in which they are incurred.



ky

P

A handwritten signature in black ink.



ky A7

(r) Derivative financial instruments

The Company holds derivative financial instruments contracts to mitigate the risk of changes in exchange rates on foreign currency exposures. The counterparty for these contracts is generally a bank. Apart from this derivatives are used as short term investment instruments as a treasury management function.

Derivatives are recognized initially at fair value and attributable transaction costs are recognized in net profit in the statement of profit and loss. Subsequent to initial recognition, the derivatives are measured at fair value through statement of profit and loss and the resulting exchange gains or losses are included in other income.

(s) Recent accounting pronouncements

Amendments to Schedule III of the Act

On 24 March 2021, the Ministry of Corporate Affairs ("MCA") through a notification, amended Schedule III of the Act. The amendments revise Division I, II and III of Schedule III and are applicable from 1 April 2021. The revised Division II which relate to companies whose financial statements are required to comply with Companies (Indian Accounting Standards) Rules 2015, as amended, prescribes amendments for various additional disclosures. The Company is evaluating the requirements of these amendments and their impact on the standalone financial statements.

Standards/amendments issued but not yet effective

Amendment to Ind AS 116, Leases

On 18 June 2021, Ministry of Corporate Affairs ("MCA") has issued an updated amendment to Ind AS 116 in respect of rent concessions occurring as a direct consequence of the Covid-19 pandemic. The effective date of these amendments is 1 April 2021. The Company is evaluating the requirements of these amendments and their impact on the standalone financial statements.


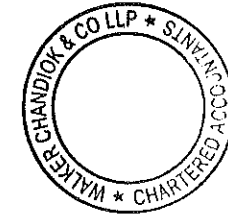
(This space has been intentionally left blank)



KH P [Signature] [Signature]

3 Property, plant and equipment and capital work-in-progress												
Particulars	Factory Land	Leasehold land	Buildings	Plant and equipment	Electrical installation	Office equipments	Computers	Furniture and fixtures	Hangers, trolleys, dies and moulds	Vehicles	Total	Capital work-in-progress
Gross block												
As at 1 April 2019	8,013.46	406.17	6,919.75	23,795.49	1,752.56	236.51	285.45	396.48	3,468.87	1,169.31	46,850.05	6,063.74
Additions	-	-	3,106.40	4,470.11	346.74	48.89	22.14	117.54	538.77	99.96	8,740.55	3,168.99
Less: Transfer to ROU on account of transition to Ind AS 116	-	(406.17)	-	(199.79)	-	(1.27)	(2.72)	-	-	(196.14)	(606.17)	-
Disposal / adjustments	-	-	10,026.15	28,065.81	2,105.30	284.13	304.87	514.02	4,266.08	1,073.13	(531.48)	(7,675.87)
As at 31 March 2020	8,013.46	-	1,063.57	2,660.71	132.70	140.09	73.29	330.93	437.68	75.59	54,652.95	1,556.86
Additions	-	-	1,063.57	2,660.71	(31.50)	(10.60)	(5.29)	(4.00)	(131.58)	-	4,864.56	3,264.64
Disposal / adjustments	-	-	-	(233.84)	-	-	-	-	-	-	(416.61)	(3,838.61)
As at 31 March 2021	8,013.46	-	11,089.72	30,497.68	2,206.70	413.62	372.87	840.95	4,572.18	1,098.72	59,100.90	982.89
Accumulated depreciation												
As at 1 April 2019	-	-	624.44	6,908.26	544.63	145.58	173.08	151.89	1,087.11	280.80	9,915.79	-
Charge for the year	-	-	244.60	2,881.89	211.56	35.69	44.45	50.38	832.35	146.61	4,447.54	-
Disposal / adjustments	-	-	-	(62.07)	-	(0.93)	(2.15)	-	(41.37)	(134.13)	(240.86)	-
As at 31 March 2020	-	-	869.04	9,728.08	756.19	180.34	215.18	202.27	1,878.09	293.28	14,122.47	-
Charge for the year	-	-	353.95	2,978.01	230.77	47.48	46.57	77.47	544.24	134.20	4,412.69	-
Disposal / adjustments	-	-	-	(161.24)	(19.65)	(8.63)	(3.06)	(2.08)	(49.51)	-	(344.19)	-
As at 31 March 2021	-	-	1,222.99	12,544.85	967.31	219.19	258.67	277.66	2,372.82	427.48	18,290.97	-
Net Block												
As at 31 March 2021	8,013.46	-	9,866.73	17,947.83	1,239.39	194.43	114.20	563.29	2,199.36	671.24	40,809.93	982.89
As at 31 March 2020	8,013.46	-	9,157.11	18,357.73	1,349.11	103.79	89.69	311.75	2,387.99	779.85	40,530.48	1,556.86

3.1 Capital work in progress mainly comprises of addition of building related work incurred on new factory at Manesar and plant and equipment procured.
3.2 refer note 3.6 for disclosure of contractual commitments for the acquisition of property, plant and equipment.
3.3 refer note 1.5 for disclosure of information on property, plant and equipment given as security by the Company.



Handwritten signatures and initials: "KVK", "R", and "Kij Jy".

3 Property, plant and equipment and capital work-in-progress (continued)

3.4 Assets classified as held for sale

The Company was allotted plot no. GH-33 situated at Sector-1, IMT Manesar, Gurugram, by Haryana State Industrial and Infrastructure Development Corporation ("HSIIDC") vide RLA no. HSIIDC/CGHS/Manesar/2007/599-600 dated 8 January 2007 for the purpose of building a group housing project. Subsequently, the Company has constructed an apartment building on this land including car parking and service basement, known as "ASK Greens" according to scheme of HSIIDC. During the financial year 2017-18, upon completion of construction of flats, the Company filed a deed of declaration with sub-registrar, Manesar, thereby converting the said land and building into 40 flats having a total value of INR 3,640 Lakhs. The said group housing flats has been classified as held for sale, details as follows:

Particulars	Amount
Assets held for sale as at 1 April 2019	2,822.00
Cost of group housing flats sold during the year	1,062.00
Assets held for sale as at 31 March 2020	1,760.00
Cost of group housing flats sold during the year	1,336.00
Assets held for sale as at 31 March 2021	424.00


4A Right of use assets

Gross block	Total
As at 1 April 2019	-
Transfer from Property plant & equipment on account of Ind AS 116	406.17
Addition on account of transition to Ind AS 116 (refer note 40)	187.16
Additions	1,302.57
Disposal	-
As at 31 March 2020	1,895.90
Additions	82.07
Disposal	(1,042.48)
As at 31 March 2021	935.49
Amortization	
As at 1 April 2019	-
Charge for the year	576.80
Disposals	-
As at 31 March 2020	576.80
Charge for the year	623.35
Disposals	(1,042.48)
As at 31 March 2021	157.67
Net Block	
As at 31 March 2021	777.82
As at 31 March 2020	1,319.10


4B Intangible assets

Gross block	Goodwill	Distribution Network	Computer Software	Technical Know How	Total
As at 1 April 2019	18,191.01	493.00	545.31	160.60	19,389.92
Additions	-	-	13.36	-	13.36
Disposal	-	-	-	-	-
As at 31 March 2020	18,191.01	493.00	558.67	160.60	19,403.28
Additions	-	-	6.53	-	6.53
Disposal	-	-	(2.08)	-	(2.08)
As at 31 March 2021	18,191.01	493.00	563.12	160.60	19,407.73
Amortization					
As at 1 April 2019	-	49.30	217.76	77.46	344.52
Charge for the year	-	49.30	88.63	22.36	160.29
Disposals	-	-	-	-	-
As at 31 March 2020	-	98.60	306.39	99.82	504.81
Charge for the year	-	49.30	84.65	19.30	153.25
Disposals	-	-	(2.08)	-	(2.08)
As at 31 March 2021	-	147.90	388.96	119.12	655.98
Net Block					
As at 31 March 2021	18,191.01	345.10	174.16	41.48	18,751.75
As at 31 March 2020	18,191.01	394.40	252.28	60.78	18,898.47

4B.1 The Company does not have any outstanding contractual commitments to purchase any items of intangible assets.



Handwritten initials and signatures, including 'kel', 'A', and a signature.



5	Investments	As at 31 March 2021		As at 31 March 2020	
		Nos	Amount	Nos	Amount
	Non current				
	Unquoted				
	In joint ventures				
	ASK Fras-Le Friction Private Limited (face value INR 10 each)	3,11,15,000	3,111.50	3,11,15,000	3,111.50
	Total (equity instruments)		3,111.50		3,111.50
	Aggregate amount of non current investments		3,111.50		3,111.50
	Current				
	Quoted				
	Investment in equity instruments (fully paid up)				833.12
	Valued at fair value through profit or loss		-		
	Aggregate amount of current investments		-		833.12
5A	Loans	As at 31 March 2021		As at 31 March 2020	
		Current	Non-current	Current	Non-current
	Loans to related parties				
	Unsecured Loan to ASK Fras-Le Friction Pvt. Ltd.	-	1,066.50	-	1,066.50
	Total Loans	-	1,066.50	-	1,066.50
	Loan given to ASK Fras-le Friction Pvt. Ltd (Joint Venture) is receivable in 4 equal yearly installments of INR 266.625 Lakhs commencing from 20 January 2024 and carries Interest rate of 9% p.a receivable on quarterly intervals.				
6	Other financial assets	As at 31 March 2021		As at 31 March 2020	
		Current	Non-current	Current	Non-current
	Unsecured, considered good unless otherwise stated				
	Deposits with original maturity for more than 12 months (refer note 12)	-	24.32	-	19.74
	Security deposits	1.07	822.12	-	835.76
	Goods and service tax budgetary support receivable	-	-	1,103.43	-
	Advance for investment	-	-	105.48	-
	Other financial assets	54.52	-	18.56	-
	Total other financial asset	55.59	846.44	1,227.47	855.50
7	Non-current tax assets (net)		As at		As at
			31 March 2021		31 March 2020
	Advance income tax*		469.77		802.63
	Total non-current tax assets (net)		469.77		802.63
	*Net of provisions for income tax		7,359.46		12,202.13
8	Other assets	As at 31 March 2021		As at 31 March 2020	
		Current	Non-current	Current	Non-current
	Unsecured, considered good unless otherwise stated				
	Advances to suppliers	62.06	-	121.30	-
	Prepaid expenses	173.18	25.88	156.80	27.18
	Capital advances	-	570.25	-	84.41
	Advance to employees	24.47	-	5.16	-
	Balances with government authorities	108.24	2.16	78.54	2.16
	GST Recoverable on goods in transit	294.31	-	419.41	-
	Other assets	47.20	-	-	-
	Total other assets	709.46	598.29	781.21	113.75
9	Inventories		As at		As at
			31 March 2021		31 March 2020
	Valued at lower of cost or net realisable value				
	Raw materials*		2,500.76		2,187.31
	Work-in-progress		2,887.41		2,657.09
	Finished goods**		4,464.36		2,968.85
	Packing material		318.14		277.31
	Stores and spares including loose tools		1,097.42		1,213.23
	Total Inventories		11,268.09		9,303.79
	*Includes raw material in transit		46.91		101.51
	**Includes sale of goods in transit		2,157.73		1,436.19



KM

P

Handwritten signature



Handwritten signature

10 Trade receivables	As at 31 March 2021	As at 31 March 2020
Unsecured		
Receivable from related parties (refer note 39)	39.15	8.80
Receivable from others		
Trade receivables considered good - Unsecured	13,231.26	7,219.40
Trade receivables which have significant increase in credit risk	46.67	-
Total	13,317.08	7,228.20
Less: Provision for impairment	(46.67)	-
Total trade receivables	13,270.41	7,228.20

Trade receivables are non-interest bearing and are generally on terms of 30 to 60 days.
Refer note 38(B)(1)(a) for details of Company's credit risk policy and exposure.
Refer note 39 for amount of Trade receivable from related party.

11 Cash and cash equivalents	As at 31 March 2021	As at 31 March 2020
Balance with Banks	1,846.95	331.59
- In current accounts	5.70	4.04
Cash on hand	1,852.65	335.63
Total cash and cash equivalents	1,852.65	335.63

There are no repatriation restrictions with regard to cash and cash equivalents as at the end of the reporting period and prior period.

12 Other bank balances	As at 31 March 2021	As at 31 March 2020
Balances with banks:*		
Deposits with original maturity of less than three months	-	2.28
Deposits with original maturity of more than three months but less than 12 months	14.32	17.26
Deposits with original maturity of more than 12 months	24.32	19.74
	38.64	39.28
Amount disclosed as "Other financial assets" (refer note 6)	(24.32)	(19.74)
Total other bank balances	14.32	19.54

* Margin Money with bank (for guarantees to customers and government authorities) amounting to INR 35.59 lakhs (31 March 2020 INR 36.57 lakhs). The above amount includes interest accrued on fixed deposits amounting to INR 3.05 lakhs (31 March 2020 INR 2.71 lakhs.)

There are no repatriation restrictions with regard to other bank balances as at the end of the reporting period and prior period.

13 Equity share capital	As at 31 March 2021		As at 31 March 2020	
	Nos	Amount	Nos	Amount
(i) Authorised share capital				
Equity shares of face value INR 2 each (31 March 2020: INR 2 each)	22,50,00,000	4,500.00	6,25,00,000	1,250.00
	22,50,00,000	4,500.00	6,25,00,000	1,250.00
(ii) Issued, subscribed and fully paid-up shares				
Equity shares of face value INR 2 each (31 March 2020: INR 2 each)	20,34,42,600	4,068.85	5,08,60,650	1,017.21
Total equity share capital	20,34,42,600	4,068.85	5,08,60,650	1,017.21

(iii) Reconciliation of the shares outstanding at the beginning and at the end of the year

Equity shares	As at 31 March 2021		As at 31 March 2020	
	Nos	Amount	Nos	Amount
Authorised share capital				
At the beginning of the year	6,25,00,000	1,250.00	6,00,00,000	1,200.00
Addition on merger (refer note (viii) below)	-	-	25,00,000	50.00
Increased during the year	16,25,00,000	3,250.00	-	-
As at the end of the year	22,50,00,000	4,500.00	6,25,00,000	1,250.00
Issued, subscribed and paid-up share capital				
At the beginning of the year	5,08,60,650	1,017.21	4,44,70,650	889.41
Share issued during the year (refer note (vi) below)	-	-	63,90,000	127.80
Bonus Share issued during the year (refer note (vii) below)	15,25,81,950	3,051.64	-	-
Outstanding at the end of the year	20,34,42,600	4,068.85	5,08,60,650	1,017.21

(iv) Terms/rights attached to equity shares

The Company has only one class of equity shares having face value of INR 2 per share. All the existing equity shares rank pari passu in all respects including but not limited to entitlement for dividend, bonus issue and right issue. In the event of liquidation, the equity shareholders are eligible to receive the remaining assets of the Company after settling of all liabilities, in proportion to their shareholding.

(v) Details of shareholders holding more than 5% shares in the Company

Equity shares of face value INR 2 each (31 March 2020: INR 2 each)	As at 31 March 2021		As at 31 March 2020	
	Nos	% of Holding	Nos	% of Holding
Mr. Kuldip Singh Rathee	8,77,88,400	43.15%	2,19,47,100	43.15%
Mrs. Vijay Rathee	6,36,76,200	31.30%	1,59,19,050	31.30%
Mr. Aman Rathee	2,37,90,000	11.69%	59,47,500	11.69%
Mr. Prashant Rathee	2,81,88,000	13.86%	70,47,000	13.86%
	20,34,42,600	100.00%	5,08,60,650	100.00%

(vi) In previous year Shares issued pursuant to scheme of merger 6,390,000 Equity shares face value of Rs. 2 each.



KK

R

Handwritten signature

Handwritten signature



(vii) Aggregate number of equity shares issued as bonus and shares issued for consideration other than cash for the period of five years immediately preceding the reporting date.

Equity shares of face value INR 2 each	For the year ended				
	31-Mar-2021	31-Mar-2020	31-Mar-2019	31-Mar-2018	31-Mar-2017
Equity shares allotted as fully paid bonus shares by capitalization of reserves					
- number of shares	15,25,81,950	-	-	4,23,53,000	-

(viii) Pursuant to scheme of merger of A.A. Autotech Pvt. Ltd.

14 Other equity	As at 31 March 2021	As at 31 March 2020
General reserve		
Balance at the beginning of the year	10.05	10.05
	<u>10.05</u>	<u>10.05</u>
Share pending issuance		
Balance at the beginning of the year	-	127.80
Add: Additions	-	-
Less: Shares issued the year pursuant to scheme of merger	-	(127.80)
	<u>-</u>	<u>-</u>
Capital redemption reserve		
Balance at the beginning of the year	8.00	8.00
	<u>8.00</u>	<u>8.00</u>
Securities premium		
Balance at the beginning of the year	94.05	94.05
	<u>94.05</u>	<u>94.05</u>
Retained earnings@		
Balance at the beginning of the year	53,085.74	42,543.67
Add: Profit for the year	11,060.79	11,779.94
Add: Other comprehensive income	(44.54)	64.07
Less: Demerged pursuant to the scheme [#]	-	(1,013.06)
Less: Effect of first time implementation of Ind AS 116 (Leases)	-	(44.37)
Less: Interim dividend	(203.44)	(203.44)
Less: Dividend distribution tax on interim dividend	-	(41.07)
Less: Bonus shares issued during the year	(3,051.64)	-
Less: Bonus share issue expenses	(4.08)	-
Less: Expenses for increase in authorised share capital	(29.25)	-
	<u>60,813.58</u>	<u>53,085.74</u>
Total other equity	<u>60,925.68</u>	<u>53,197.84</u>

@This includes balance as on 31 March 2021 INR 20.78 Lakhs (Previous Year INR 65.32 Lakhs) arising on account of gain/(loss) booked on remeasurement of post employment benefits obligation through other comprehensive income.

[#] refer note 44

14.1 Nature and purpose of other equity

- **Capital redemption reserve:** This represents reserve created as per provisions of section 55 of the Companies Act, 2013 on redemption of 0% Non convertible redeemable preference shares.
- **General reserve:** This represents appropriation of profit by the Company and is available for distribution of dividend.
- **Securities premium:** This represents premium received on issue of shares.
- **Retained earnings:** This represents the net profits after all distributions and transfers to other reserves.
- **Other comprehensive income:** This represents balance arising on account of gain/(loss) booked on remeasurement of post employment benefits obligation through other comprehensive income.

14.2 Effective April 1, 2019, the Company adopted Ind AS 116, Leases and applied the standard to all lease contracts existing on April 1, 2019 using the modified retrospective method and has taken the cumulative adjustment to retained earnings, on the date of initial application.

15 Borrowings (non-current)	As at 31 March 2021	As at 31 March 2020
Secured borrowings		
Term loan		
From banks (note (i) to (iv))	5,401.53	13,677.15
	<u>5,401.53</u>	<u>13,677.15</u>
Total borrowings		
Less: Current maturities of long term borrowings (included in note 22)	1,134.53	5,006.93
Net borrowings (non-current)	<u>4,267.00</u>	<u>8,670.22</u>



Handwritten initials: kee, P, and a signature.

Handwritten signature: Keyth



Interest rates, repayment and other terms of the borrowings:

Term Loans	Particulars	As at	As at
		31 March 2021	31 March 2020
(i)	HDFC Bank: Term Loan INR 6,400 Lakhs sanctioned (Total loan disbursed INR 6,000 Lakhs out of which INR 4,000 Lakhs was disbursed by way of take over of term loan from Kotak Mahindra Bank in April 2017 and INR 2,000 Lakhs as fresh disbursement in January 2018) is secured by exclusive charge on Personal Immovable property of Directors situated at C-2/15 Vasant Vihar, New Delhi and Movable Fixed Assets acquired purchased out of this loan for Plant situated at Plot No. 166, Paiki Rampura, Gujarat. Out of total disbursement of INR 6000 Lakhs, Loan of INR 4,000 Lakhs was repayable in 48 monthly installments by July 2021, has been fully repaid during F/Y 2020-21 and Loan of INR 2000 Lakhs was repayable in 48 monthly installments and has been fully repaid during F/Y 2019-20. Rate of interest is 1 year MCLR+<Spread>.	-	1,087.28
(ii)	Kotak Mahindra Bank Ltd.: Term Loan INR 175,00 lakhs sanctioned and availed for payment to respective business owners against business purchase agreement and is secured by exclusive charge on Immovable Property being land and building situated at Plot No. 28, Sector-4, Plot No. 155-156, Sector-5, and Plot No. 13-14, Sector -5 at IMT Manesar, Gurgaon-122050 (Haryana). The said loan is also secured by Personal Guarantee/s of Mr. K.S. Rathee, Mrs. Vijay Rathee, Mr. Prashant Rathee and Mr. Aman Rathee, being Directors of the Company. The loan was disbursed in August 2018 with a moratorium period of 6 months, repayable by June 2023. During the F.Y 2019-20, the prepayment of INR 4300 Lakhs was done by Company's own funds. Further, prepayment of INR 5205 Lakhs was done during the F.Y 2020-21 by Company's own funds and loan has been fully repaid in March 2021. Rate of interest is 3 months MCLR +<Spread>.	-	8,333.17
(iii)	Kotak Mahindra Bank Ltd.: Term Loan INR 5,000 lakhs sanctioned and availed for purchase of Plant and Machinery and Construction of Building at Plot No.13-14, Sector-5, IMT Manesar, Gurgaon-122050 (Haryana) and is secured by exclusive charge on movable fixed assets acquired out of this loan at plant situated at Plot No. 13-14, Sector-5, IMT Manesar, Gurgaon and immovable property being land and building situated at Plot No.28, Sector-4, Plot No. 155-156, Sector-5, Plot No. 13-14, Sector-5, at IMT Manesar, Gurgaon-122050 (Haryana). The said loan is secured by Personal Guarantee/s of Mr. K.S. Rathee, Mrs. Vijay Rathee, Mr. Prashant Rathee and Mr. Aman Rathee, being Directors of the Company. The loan was disbursed in January 2019 with a moratorium period of 6 months and will be repaid by March 2024 in 45 equal monthly installments. Rate of interest is 3 months MCLR + <Spread>.	3,401.53	4,256.70
(iv)	Kotak Mahindra Bank Ltd.: Working Capital Term Loan INR 2,700 lakhs is sanctioned under ECLGS Scheme of National Credit Guarantee Trustee Company Ltd. (NCGTC) and is secured by way of second charge on first pari passu hypothecation charge on all existing and future current assets and movable fixed assets excluding assets exclusively financed by Term lenders and first pari passu mortgage charge on immovable property being land and building situated at Plot No. 66 & 67, Udyog Vihar, Phase-I, Gurgaon (Haryana). The said loan is also secured by second exclusive charge on movable fixed assets acquired for Plant situated at Plot No. 13-14, Sector-5, IMT Manesar and second exclusive charge over immovable property (Industrial) being land and building situated at Plot No.28, Sector-4, Plot No. 155-156, Sector-5 and Plot No. 13-14, Sector-5, at IMT Manesar, Gurgaon-122050 (Haryana). Out of sanctioned loan amount, Rs. 2,000 lakhs was disbursed in March 2021 with a tenor of 5 years with a moratorium period of 1 year and will be repaid on monthly amortising basis by March 2026. Rate of interest is Repo Rate + <Spread>.	2,000.00	-
	Total Secured borrowings	5,401.53	13,677.15

Note: The Company had taken Moratorium on Term Loan installments and Interest from Kotak Mahindra Bank and HDFC Bank for period from 01 April 20 to May 2020 and March 2020 to May 2020 respectively, as per announcement made by Reserve Bank of India via circular "RBI/2019-20/186" dated 27 March 2020 and accordingly the current maturity of term loans has been adjusted.

16 Lease Liabilities	As at 31 March 2021		As at 31 March 2020	
	Current	Non-current	Current	Non-current
Lease liability (Refer note 40)	102.66	324.76	613.91	350.13
Total Lease Liabilities	102.66	324.76	613.91	350.13

17 Provisions	As at 31 March 2021		As at 31 March 2020	
	Current	Non-current	Current	Non-current
Provision for gratuity (refer note 17.1)	235.49	1,959.77	237.58	1,593.99
Provision for compensated absences	139.29	469.86	136.89	419.35
Total provisions	374.78	2,429.63	374.47	2,013.34

17.1 Defined benefit plan and long term employment benefit

A General description:

Gratuity (Defined benefit plan):

Gratuity liability is defined benefit obligation and is provided for on the basis of an actuarial valuation on projected unit credit method made at the end of each financial year. The gratuity plan is governed by the Payment of Gratuity Act, 1972. Every employee who has completed five years or more of service gets a gratuity on departure at 15 days salary (last drawn salary) for each completed year of service. The scheme is unfunded. Actuarial gains or losses are recognised in other comprehensive income.

Compensated absence (other long term employee benefits):

The employees of the Company are entitled to leave as per the leave policy of the Company. The Company treats accumulated leave expected to be carried forward beyond twelve months, as long term employee benefit for measurement purposes. Such long term compensated absences are provided for based on actuarial valuation using the projected unit credit method at the year end. The expense related to compensated absences are recognised in statement of profit and loss as employee benefits expense.

B A reconciliation of the Company's defined benefit obligation (DBO) and plan assets, i.e. the gratuity plan, to the amounts presented in the statement of financial position for each of the reporting periods is presented below:

	As at	As at
	31 March 2021	31 March 2020
Assets and liability (Balance sheet position)		
Present value of obligation	2,195.26	1,831.57
Fair value of plan assets	-	-
Net liability	2,195.26	1,831.57



Handwritten initials and signatures: KH, P, and a signature.



Handwritten signature: Key A.

C	Expenses recognised during the year	For the year ended 31 March 2021	For the year ended 31 March 2020
	In income statement*	369.26	379.29
	In other comprehensive income	59.52	(85.62)
	Total expenses recognised during the year	428.78	293.67

D Defined benefit obligation
The details of the Company's defined benefits obligations are as follows:

Changes in the present value of obligation		For the year ended 31 March 2021	For the year ended 31 March 2020
	Present value of obligation as at the beginning	1,831.57	1,674.71
	Current service cost	249.38	254.26
	Interest expense	119.88	125.03
	Re-measurement or actuarial (gain) / loss arising from:		
	- change in demographic assumptions	40.70	0.13
	- change in financial assumptions	154.29	(117.00)
	- experience adjustments	(135.46)	31.25
	Benefits Paid	(65.09)	(136.81)
	Present value of obligation as at the year end	2,195.27	1,831.57

E	Bifurcation of net liability	As at 31 March 2021	As at 31 March 2020
	Current liability	235.49	237.58
	Non-current liability	1,959.77	1,593.99
	Net liability	2,195.26	1,831.57

F	Expenses recognised in the statement of profit and loss	For the year ended 31 March 2021	For the year ended 31 March 2020
	Current service cost	249.38	254.26
	Net interest cost on the net defined benefit liability	119.88	125.03
	Expenses recognised in the statement of profit and loss	369.26	379.29

G	Other comprehensive income	For the year ended 31 March 2021	For the year ended 31 March 2020
	Actuarial (gains) / losses	40.70	0.13
	- change in demographic assumptions	154.29	(117.00)
	- change in financial assumptions	(135.46)	31.25
	- experience variance	59.53	(85.62)
	Components of defined benefit costs recognised in other comprehensive income	59.53	(85.62)

H Financial assumptions: The principal financial assumptions used in the valuation are shown in the table below:

	As at 31 March 2021	As at 31 March 2020
Discount rate (per annum)	6.40%	6.55%
Salary growth rate (per annum)	9.00%	8.00%

I Demographic assumptions

	As at 31 March 2021	As at 31 March 2020
Mortality rate (% of IALM 2012-14) (PY: % of IALM 2012-14)	100.00%	100.00%
Withdrawal rate (all ages)	9.00%	11.00%

These assumptions were developed by management with the assistance of independent actuaries. Discount factors are determined close to each year-end by reference to market yields of high quality corporate bonds that are denominated in the currency in which the benefits will be paid and that have terms to maturity approximating to the terms of the related obligation. Other assumptions are based on current actuarial benchmarks and management's historical experience.

J Sensitivity analysis: Significant actuarial assumptions for the determination of the defined benefit obligation are discount rate, expected salary increase and mortality. The sensitivity analysis below have been determined based on reasonably possible changes of the assumptions occurring at the end of the reporting year, while holding all other assumptions constant. The results of sensitivity analysis is given below:

	As at 31 March 2021	As at 31 March 2020
Defined benefit obligation (Base)	2,195.26	1,831.57

	As at 31 March 2021		As at 31 March 2020	
	Decrease	Increase	Decrease	Increase
Discount rate (- / + 1%)	2,393.20	2,023.37	1,971.55	1,708.19
(% change compared to base due to sensitivity)	9.02%	(7.83%)	7.64%	(6.74%)
Salary growth rate (- / + 1%)	2,042.06	2,361.32	1,718.22	1,954.10
(% change compared to base due to sensitivity)	(6.98%)	7.56%	(6.19%)	6.69%
Attrition rate (- / + 50% of attrition rate)	2334.12	2114.92	1892.05	1797.76
(% change compared to base due to sensitivity)	6.33%	(3.66%)	3.30%	(1.85%)

The change in defined benefit obligation due to 1% increase/decrease in mortality rate, if all other assumptions remain constant is negligible.

The sensitivity analysis presented above may not be representative of the actual change in the defined benefit obligation as it is unlikely that the change in assumptions would occur in isolation of one another as some of the assumptions may be correlated.

There is no change in the method of valuation for the prior period.



Handwritten initials: Kth, P, and a signature.



Handwritten signature: Neg. J.

K The following are expected maturity profile of defined benefit payments in future years:

	As at 31 March 2021	As at 31 March 2020
Duration of defined benefit payments (valued on undiscounted basis)		
Within the next 12 months (next annual reporting period)	235.49	237.58
Between 2 and 5 years	780.04	762.10
Beyond 5 years	3,196.00	2,236.09
Total expected payments	4,211.53	3,235.77

The weighted average duration of the defined benefit plan obligation at the end of the reporting period is 8 years (31 March 2020: 7 years)

18 Other liabilities	As at 31 March 2021		As at 31 March 2020	
	Current	Non-current	Current	Non-current
Deferred revenue	277.83	-	172.35	339.83
Advances from customers	417.94	-	589.19	-
Statutory dues payable	1,633.41	-	1,377.40	-
Other liabilities (advance for assets held for sale)	6.00	-	114.99	-
Total other liabilities	2,335.18	-	2,253.93	339.83

19 Deferred tax liabilities (net)	As at 31 March 2021		As at 31 March 2020	
	Current	Non-current	Current	Non-current
Amount Attributable to:				
Property, plant and equipment and intangible assets	3,806.93	-	3,913.83	-
Provision for compensated absences	(153.31)	-	(140.00)	-
Provision for gratuity	(552.50)	-	(460.97)	-
Provision for bonus	(29.37)	-	(84.03)	-
Other temporary differences	(11.23)	-	(37.57)	-
Total deferred tax liabilities (net)	3,060.52	-	3,191.26	-

19.1 Movement in deferred tax liabilities

Particulars	As at 31 March 2021	Statement of profit and loss	As at 31 March 2020	Statement of profit and loss
	Non-current assets			
Property, plant and equipment and intangible assets	3,806.93	(106.90)	3,913.83	(527.53)
Provisions				
Provision for compensated absences	(153.31)	(13.31)	(140.00)	65.79
Provision for gratuity	(552.50)	(91.53)	(460.97)	124.24
Provision for bonus	(29.37)	54.66	(84.03)	(1.02)
Other liabilities				
Others	(11.23)	26.34	(37.57)	(44.07)
Total	3,060.52	(130.74)	3,191.26	(382.59)

Particulars	For the year ended 31 March 2021		For the year ended 31 March 2020	
	Deferred tax Credit to statement of profit and loss account		(115.76)	
Deferred tax (Credit)/Charged in Other Comprehensive Income		(14.98)		21.55
Total		(130.74)		(382.59)

20 Borrowings (Current)	As at 31 March 2021	As at 31 March 2020
	Loan repayable on demand	
Secured	-	1,261.40
Working capital loans (note (i) to (iv))	-	1,261.40
Borrowings (current)	-	1,261.40

Interest rates and repayment terms of the borrowings:

Working Capital Loan	As at 31 March 2021	As at 31 March 2020
	(i) HDFC Bank Limited: Working Capital facility secured by first pari passu charge on current assets and movable fixed assets of the company both present and future excluding assets exclusively charged to term lenders and personal guarantees of Mr. K.S. Rathee, Mrs. Vijay Rathee, Mr. Prashant Rathee and Mr. Aman Rathee, being directors of the company. During the current financial year the said personal guarantees of directors are withdrawn and additional security given in the form of first pari passu charge on immovable property being land and building at Plot No. 66 & 67, Udyog Vihar, Phase-I, Gurgaon (Haryana).	-
(ii) Kotak Mahindra Bank Limited: Working capital facility is secured by first pari passu hypothecation charge on all existing and future current assets and all existing and future moveable fixed assets excluding assets exclusively charged to term lenders. The said loan is also secured by first pari passu charge on immovable property being land and building situated at plot no. 66-67, Udyog Vihar Phase-I, Gurgaon and Personal Guarantees of Directors given by Mr Kuldip Singh Rathee and Mrs. Vijay Rathee.	-	1,144.88



KH
P
M



Key

- (iii) **Axis Bank Limited:** Working Capital facility from Axis Bank Limited is secured by way of first pari passu charge on entire current assets both present and future as primary security. Further the facility is secured by first pari passu charge on movable fixed assets of the company both present and future excluding assets exclusively charged to term lenders and immovable property being land and building situated at plot no. 66-67, Udyog Vihar Phase-1, Gurgaon as Collateral security and Personal guarantees of Mr. Kuldip Singh Rathee, Mrs. Vijay Rathee, Mr. Prashant Rathee and Mr. Aman Rathee, being Directors of the company. During the current financial year the said personal guarantees of directors are withdrawn and existing collateral security in the form of first pari passu charge by way of equitable mortgage on immovable property being land and building at Plot No. 66 & 67, Udyog Vihar, Phase-1, Gurgaon (Haryana) is now given as Primary security. During the current year ended 31 March 2021 and previous year ended 31 March 2020, the working capital facility limits were available to the company, however the amount outstanding as on balance sheet date is NIL.
- (iv) **Citi Bank N.A. :** Working capital facility is secured by First pari passu charge on present and future stocks and book debts and first pari passu charge on all movable fixed assets of the Company except the assets which are exclusively charged to any lender for term loan facility. The said loan is also secured by way of equitable mortgage of land & building located at 66-67, Udyog Vihar Phase-1, Gurgaon. The said loan is also secured by personal guarantees of Mr. K.S. Rathee and Mrs. Vijay Rathee, directors of the Company. During the current financial year the said personal guarantees of directors are withdrawn. During the current year ended 31 March 2021 and previous year ended 31 March 2020, the working capital facility limits were available to the company, however the amount outstanding as on balance sheet date is NIL.

21 Trade payables	As at	
	31 March 2021	31 March 2020
Total outstanding dues of micro enterprises and small enterprises (refer note 21.1)	1,648.95	494.19
Total outstanding dues of creditors other than micro enterprises and small enterprises	13,287.99	9,192.74
Total outstanding dues to related parties (refer note 39)	-	92.72
Total trade payables	14,936.94	9,779.65

21.1 Disclosures under Micro, Small and Medium Enterprises Act, 2006

The micro enterprises and small enterprises have been identified by the Company from the available information. According to such identification, the disclosures in respect to Micro, Small and Medium Enterprises Development (MSMED) Act, 2006 is as follows:

Particulars	As at	
	31 March 2021	31 March 2020
(i) Details of dues to micro and small enterprises as per MSMED Act, 2006 the principal amount and the interest due thereon remaining unpaid to any supplier as at the end of each accounting year		
- principal amount	1,648.95	494.19
- interest amount	Nil	0.00
(ii) The amount of interest paid by the buyer under MSMED Act, 2006 along with the amounts of the payment made to the supplier beyond the appointed day during each accounting year;	Nil	Nil
(iii) The amount of interest due and payable for the period (where the principal has been paid but interest under the MSMED Act, 2006 not paid);	Nil	Nil
(iv) The amount of interest accrued and remaining unpaid at the end of each accounting year; and	Nil	Nil
(v) The amount of further interest remaining due and payable even in the succeeding years, until such date when the interest dues as above are actually paid to the small enterprise for the purpose of disallowance as a deductible expenditure under section 23	Nil	Nil

22 Other financial liabilities	As at 31 March 2021		As at 31 March 2020	
	Current	Non-current	Current	Non-current
Capital creditors	450.29	-	477.50	-
Current maturities of long term borrowing (refer note 15)	1,134.53	-	5,006.93	-
Interest accrued	24.60	-	98.67	-
Employee related payable	309.21	-	916.37	-
Security deposit received	115.65	-	118.99	-
Others liabilities	42.89	-	62.10	-
Total other financial liabilities	2,077.17	-	6,680.56	-

23 Current tax liabilities (net)	As at	
	31 March 2021	31 March 2020
Provision for income tax*	106.24	-
Total current tax liabilities (net)	106.24	-

*Net of advance income tax / tax deducted at source

3,738.94

(This space has been intentionally left blank)



KU

P

[Handwritten signature]

[Handwritten signature]



24 Revenue from operations	For the year ended 31 March 2021	For the year ended 31 March 2020
Revenue from operations		
Sale of Products	1,52,574.38	1,62,052.35
Sale of services	733.40	658.94
Other operating revenue		
Duty drawback and export benefits	199.07	171.08
GST Budgetary support	-	474.95
Scrap sales	892.36	1,100.28
Total revenue from operations	1,54,399.21	1,64,457.60
The revenue from customers (having more than 10% of total revenue) during the year is INR 98,552.94 lakhs (31 March 2020: INR 95,435.90 lakhs) arising from revenue from sale of auto components.		
25 Other Income	For the year ended 31 March 2021	For the year ended 31 March 2020
Interest income		
Bank deposits	1.37	11.22
Unsecured loans	95.99	11.73
On security deposit shown at fair value	23.92	21.34
Other	57.32	27.66
Other non operating income		
Foreign exchange gain (net)	76.76	45.67
Profit on sale of property, plant and equipment (net)	17.60	16.10
Unwinding of deferred revenue	294.05	172.35
Dividend on shares	41.37	5.73
Excess liability / provision written back	81.63	13.26
Profit on sale of Investments	1,517.79	79.89
Profit on sale of securities	81.86	-
Miscellaneous income	87.81	114.56
Total other income	2,377.47	519.51
26 Cost of material consumed	For the year ended 31 March 2021	For the year ended 31 March 2020
Raw material consumed		
At the beginning of year	2,464.62	2,786.80
Add: Purchases during the year	1,01,898.50	1,03,225.82
Less: At the end of the year	2,818.90	2,464.62
Total cost of material consumed	1,01,544.22	1,03,548.00
27 Changes in inventories of finished goods and work-in-progress	For the year ended 31 March 2021	For the year ended 31 March 2020
Opening balance		
Finished goods	2,968.85	3,449.69
Work-in-progress	2,657.09	2,740.77
Total opening balance	5,625.94	6,190.46
Closing Balance		
Finished goods	4,464.36	2,968.85
Work-in-progress	2,887.41	2,657.09
Total closing balance	7,351.77	5,625.94
Total changes in inventories of finished goods and work-in-progress	(1,725.83)	564.52
28 Employee benefits expense	For the year ended 31 March 2021	For the year ended 31 March 2020
Salaries, wages and bonus	8,711.15	10,380.23
Contribution to provident fund and other funds (refer note 28.1)	466.37	540.09
Gratuity (refer note 17)	369.26	379.29
Compensated absences	73.25	2.09
Staff welfare expenses	605.45	740.11
Total employee benefits expense	10,225.48	12,041.81



KU

P

[Handwritten signature]

[Handwritten signature]



28.1 Defined contribution plan

The Company has certain defined contribution plans. The contributions are made to provident fund in India for employees at the prescribed rates of the basic salary as per regulations. The contributions are made to recognised provident fund administered by the government. The obligation of the Company is limited to the amount contributed and it has no further contractual nor any constructive obligation.

The expense recognised during the year towards the defined contribution plan is INR 425.76 lakhs (31 March 2020 INR 480.36 lakhs)

29 Finance costs	For the year ended 31 March 2021	For the year ended 31 March 2020
Interest		
Interest expenses on financial liabilities measured at amortised cost	957.50	1,889.90
Interest on delayed payment of statutory dues	40.60	3.82
Interest on lease liability	60.11	92.90
Others		
Bank Charges	26.92	14.77
Total finance costs	1,085.13	2,001.39
30 Depreciation and amortization expense	For the year ended 31 March 2021	For the year ended 31 March 2020
Depreciation of property, plant and equipment (refer note 3)	4,412.69	4,447.54
Amortization of intangible assets and right of use assets (refer note 4)	776.60	737.09
Total depreciation and amortization expense	5,189.29	5,184.63
31 Other expenses	For the year ended 31 March 2021	For the year ended 31 March 2020
Power and fuel	6,034.89	6,530.64
Stores and Spare Parts including loose tools Consumed	3,631.91	3,975.28
Other manufacturing expenses	2,262.06	2,469.04
Contractual labour charges	8,979.01	9,350.57
Cartage and freight	1,909.00	1,858.84
Rent expenses	156.58	250.04
Rates and taxes	101.93	50.45
Repair and maintenance		
- Plant and machinery	226.90	222.25
- Building	110.80	138.62
- Others	224.12	249.23
Sales and promotion expenses	102.06	136.14
Travelling and conveyance	182.82	364.91
Telephone and communication expenses	45.07	51.78
Insurance	181.99	163.72
Security expenses	354.14	338.35
Legal and professional expenses	590.07	676.87
Payment to auditor (refer note 31.1)	38.88	38.44
Testing expenses	64.12	73.74
Royalty	147.15	151.87
Provision for doubtful debt	46.67	-
Running and maintenance of vehicle	88.67	92.84
Property, plant and equipment written off	54.73	10.01
Fair value loss on financial instruments at fair value through profit or loss	-	224.84
Corporate social responsibility expenditure (refer note 31.2)	302.41	51.94
Miscellaneous expenses	252.04	236.54
Total other expenses	26,088.02	27,706.95

31.1 Payment to auditor (excluding Goods and Services tax wherever applicable)
As auditor
- Audit fee
- Out of pocket


	For the year ended 31 March 2021	For the year ended 31 March 2020
	38.00	34.00
	0.88	4.44
	38.88	38.44



144

R

[Handwritten signature]



[Handwritten signature]

31.2 Corporate social responsibility expenditure

In accordance with the provisions of section 135 of the Companies Act 2013, the Board of Directors of the Company had constituted a Corporate Social Responsibility (CSR) Committee. The CSR Committee has been examining and evaluating suitable proposals for deployment of funds towards CSR initiatives. During the current year ended 31 March 2021, Company has contributed following sums towards CSR initiatives.

Details of CSR expenditure incurred during the year is outlined below:

	For the year ended 31 March 2021	For the year ended 31 March 2020
Amount required to be spent as per section 135 of the Act	302.41	256.89
Amount spent during the year on:		
(i) Construction/acquisition of an asset	-	-
(ii) On purposes other than (i) above	101.76	51.94
(Excess)/Shortfall@	200.65	204.95

@ The shortfall of INR 200.65 lakhs forms part of the ongoing projects as per Note (a) below.

During the year, the company has contributed in relation to CSR expenditure, INR 101.55 lakhs (31 March 2020: INR 51.94 lakhs) to Ahsaas Trust which is a related party. (Refer Note 39).

(a) Details of Unspent CSR Expenditure on Ongoing Projects (Section 135(6))	For the year ended 31 March 2021	For the year ended 31 March 2020
Opening Balance		
- With Company	-	-
- In Separate CSR Unspent A/c	-	-
Amount required to be spent during the year*	210.00	-
Amount spent during the year		
- From Company's bank A/c	0.15	-
- From Separate CSR Unspent A/c	-	-
Closing Balance		
- With Company	209.85	-
- In Separate CSR Unspent A/c	-	-

* The Board during the year under review has approved INR 210.00 lakhs for ongoing projects.

As per Section 135(6) of the Companies Act 2013, the Company is required to transfer the unspent amount pertaining to ongoing project to a special account called "Unspent Corporate Social Responsibility Account" within 30 days from end of respective financial year. In this regards the Company has transferred INR 209.85 Lakhs to the special account on 20 April 2021.


32 Income tax expense	For the year ended 31 March 2021	For the year ended 31 March 2020
(i) Income tax expense		
Current tax*		
Current tax on profits for the year	3,812.04	3,014.00
Income tax for earlier years	(20.35)	-
Total current tax expense	3,791.69	3,014.00
Deferred tax		
Deferred tax (Credit) during the year (refer note 19.1)	(130.74)	(382.59)
Total deferred tax credit	(130.74)	(382.59)
Total income tax expense	3,660.95	2,631.41

* Includes income tax relating to items that will not be reclassified to profit or loss

(ii) Reconciliation of effective tax rate:

Reconciliation of tax expense and the accounting profit multiplied by India's domestic tax rate for the year ended 31 March 2021 and 31 March 2020:

Particulars	For the year ended 31 March 2021	For the year ended 31 March 2020
Profit before income tax expense	14,736.72	14,389.80
Other Comprehensive income before tax	(59.52)	85.62
Tax using the Company's domestic tax rate 25.168% (31 March 2020 25.168%)	3,693.96	3,643.17



KM
P
[Handwritten signature]



[Handwritten signature]

Tax effect of amounts which are not deductible (taxable) in calculating taxable income:		
Corporate social responsibility expenditure	76.11	13.07
Impact due to change in rate of Income tax	-	(999.83)
Tax Provision for earlier year	(20.35)	-
Government grant income	(74.01)	(43.38)
Others	(14.76)	18.38
Income tax expense	3,660.95	2,631.41

33 Earning per share

Earnings per share is calculated by dividing the profit attributable to the equity shareholders by the weighted average number of equity shares outstanding. The reconciliation of the weighted average number of shares for the purposes of diluted earnings per share to the weighted average number of ordinary equity shares used in the calculation of basic earnings per share is as follows:

	For the year ended 31 March 2021	For the year ended 31 March 2020
Opening weighted average number of equity shares.	5,08,60,650	5,08,60,650
Bonus shares issued during the FY 2020-21	15,25,81,950	15,25,81,950
Closing weighted average number of equity shares	20,34,42,600	20,34,42,600

The numerators and denominators used to calculate the basic and diluted EPS are as follows:

	For the year ended 31 March 2021	For the year ended 31 March 2020
Profit attributable to equity holders of the Company	11,060.79	11,779.94
Weighted average number of equity shares	20,34,42,600	20,34,42,600
Nominal value per equity shares (refer note 13(iv))	2.00	2.00
Basic and Diluted earnings per share	5.44	5.79

(This space has been intentionally left blank)



KH

Handwritten signature



34 Segment Reporting

The business activity of the company falls within one operating segment viz. manufacturing of auto components including friction material components and pressure die casted, safety control cables, machined and painted components for automobile industry and substantially sale of the product is within the country. Hence the disclosure requirement of Indian Accounting Standard 108 of "Segment Reporting" issued by the Ministry of Corporate Affairs is not considered applicable.

35 Information about interest in joint venture

Interest in Joint ventures

No.	Name	Principal place of business	Ownership interest as at 31 March 2021	Ownership interest as at 31 March 2020
1	ASK Fras-Le Friction Private Limited	India	49%	49%

The Company's interest in joint ventures in the jointly controlled operations as at 31 March 2021 are as follows:

No.	Name of joint venture partner	Description of interest	Nature of operation	Country of incorporation
1	Fras-Le S.A., Brazil	Jointly controlled operation	A joint venture agreement effective from 5 December 2017. The principal activity of the venture is the production and marketing of commercial vehicle brake pads and brake linings (also refer note 35.1 below)	India

35.1 As per joint venture agreement, the scope and value of work of each partner has been clearly defined and accepted by the partners. The Company's share in the joint venture company is duly accounted for in the accounts of the Company in accordance with such division of work and therefore does not require separate disclosure.

36 Capital and other commitments

Estimated amount of contracts remaining to be executed on capital account and not provided for (net of advances) is outlined in the table below:

	As at 31 March 2021	As at 31 March 2020
Property, plant and equipment	3,391.02	226.73

37 Contingent liabilities

(i) Corporate guarantees given to banks on account of facilities granted by banks to joint venture as co guarantor

Description	Purpose of guarantee	As at 31 March 2021	As at 31 March 2020
Ask Fras-le Friction Pvt. Ltd.	Term Loan and Working capital requirement	5,400.00	5,400.00
Total		5,400.00	5,400.00

(ii) Others

Surety bonds executed in favor of the President of India, under Export Promotion Capital Goods Scheme (EPCG) for importing capital goods at concessional rate of custom duty. Amount of duties & Taxes involved is INR 934.03 Lakhs (March 31, 2020: INR 1,706.95 Lakhs).



144

P

[Handwritten signature]



[Handwritten signature]

38 Financial instruments - Fair values measurement and risk management

A Fair values measurement

(i) Financial instruments - by category

The accounting classification of each category of financial instruments, and their carrying amounts, are set out below:

Particulars	As at 31 March 2021			As at 31 March 2020		
	FVTPL	FVTOCI	Amortised Cost	FVTPL	FVTOCI	Amortised Cost
Financial assets						
Investment in Equity Shares	-	-	-	833.12	-	-
Loans	-	-	1,066.50	-	-	1,066.50
Trade receivables	-	-	13,270.41	-	-	7,228.20
Cash and cash equivalents	-	-	1,852.65	-	-	335.63
Other bank balances	-	-	14.32	-	-	19.54
Other deposits	-	-	24.32	-	-	19.74
Security deposits	-	-	823.19	-	-	835.76
GST Budgetary Support Receivable	-	-	-	-	-	1,103.43
Advance for investment	-	-	-	-	-	105.48
Other financial assets	-	-	54.52	-	-	18.56
Total financial assets	-	-	17,105.91	833.12	-	10,732.84
Financial liabilities						
Borrowings	-	-	5,401.53	-	-	14,938.55
Lease liability	-	-	427.42	-	-	964.04
Trade payables	-	-	14,936.94	-	-	9,779.65
Capital creditors	-	-	450.29	-	-	477.50
Interest accrued	-	-	24.60	-	-	98.67
Employee related payable	-	-	309.21	-	-	916.37
Security deposit received	-	-	115.65	-	-	118.99
Others liabilities	-	-	42.89	-	-	62.10
Total financial liabilities	-	-	21,708.53	-	-	27,355.87

The carrying amounts of trade receivables, trade payables, cash and cash equivalents and other current financial assets and other liabilities are considered to be the same as their fair values, due to their short-term nature.

Investment in joint ventures is measured at cost as per Ind AS 27, 'Separate financial statements' and hence, not presented here.

(ii) Fair value hierarchy

Financial assets and financial liabilities measured at fair value in the statement of financial position are grouped into three levels of a fair value hierarchy. The three levels are defined based on the observability of significant inputs to the measurement, as follows:

Level 1: Quoted prices (unadjusted) in active markets for financial instruments.

Level 2: The fair value of financial instruments that are not traded in an active market is determined using valuation techniques which maximise the use of observable market data rely as little as possible on entity specific estimates.

Level 3: If one or more of the significant inputs is not based on observable market data, the instrument is included in level 3.

Financial assets measured at fair value - recurring fair value measurements

As at 31 March 2021	Level 1	Level 2	Level 3	Total
Financial assets				
Fair value through profit and loss				
Investment in Equity Shares	-	-	-	-
Total	-	-	-	-
As at 31 March 2020				
Financial assets				
Fair value through profit and loss				
Investment in Equity Shares	833.12	-	-	833.12
Total	833.12	-	-	833.12

Fair value of instruments measured at amortised cost

The carrying values of financial instruments measured at amortised cost is considered to be a reasonable approximation of their fair values.

(iii) Valuation process and technique used to determine fair value

Investments in equity shares are valued using quoted prices (unadjusted) in active markets for financial instruments.

B Financial risk management


The Company has exposure to the following risks arising from financial instruments:

- Credit risk;
- Liquidity risk; and
- Market risk - Foreign exchange
- Market risk - Interest rate



KU
-

R
[Handwritten signature]



(I) Risk management framework

The Company's board of directors has overall responsibility for the establishment and oversight of the Company's risk management framework. The board of directors have authorised senior management to establish the processes, who ensures that executive management controls risks through the mechanism of properly defined framework.

The Company's risk management policies are established to identify and analyse the risks faced by the Company, to set appropriate risks limits and controls, to monitor risks and adherence to limits. Risk management policies are reviewed regularly to reflect changes in market conditions and the Company's activities. The Company, through its training and management standards and procedures, aims to maintain a disciplined and constructive control environment in which all employees understand their roles and obligations.

(a) Credit risk

The maximum exposure to credit risks is represented by the total carrying amount of these financial assets in the balance sheet are as follows:

	As at 31 March 2021	As at 31 March 2020
Financial assets		
Investment in Equity Shares	-	833.12
Loans	1,066.50	1,066.50
Trade receivables	13,270.41	7,228.20
Cash and cash equivalents	1,852.65	335.63
Other bank balances	14.32	19.54
Other deposits	24.32	19.74
Security deposits	823.19	835.76
Advance for investment	-	105.48
GST Budgetary Support Receivable	-	1,103.43
Other financial assets	54.52	18.56
Total financial assets	17,105.91	11,565.96

Credit risk is the risk of financial loss to the Company if a customer or counterparty to a financial instrument fails to meet its contractual obligations, and arises principally from the Company's receivables from customers, loans.

Credit risk on cash and cash equivalents is limited as the Company generally invests in deposits with banks with high credit ratings assigned by domestic credit rating agencies.

The maximum exposure to the credit risk at the reporting date is primarily from trade receivables. Trade receivables are unsecured and are derived from revenue earned from customers primarily located in India. The Company does monitor the economic environment in which it operates.

Credit risk has always been managed by the Company through credit approvals, establishing credit limits and continuously monitoring the creditworthiness of customers to which the Company grants credit terms in the normal course of business. On account of adoption of Ind AS 109, the Company uses expected credit loss (ECL) model to assess the impairment loss or gain. The Company uses a provision matrix to compute the expected credit loss allowance for trade receivables. The provision matrix takes into account available external and internal credit risk factors such as Company's historical experience for customers.

(I) Expected credit loss for investment carried at amortised cost and other financial assets

As at 31 March 2021

Asset group	Estimated gross carrying amount of default	Expected probability of default	Expected credit loss	Carrying amount net of impairment provision
Loan	1,066.50	0%	-	1,066.50
Cash and cash equivalents	1,852.65	0%	-	1,852.65
Other bank balances	14.32	0%	-	14.32
Other deposits	24.32	0%	-	24.32
Security deposits	823.19	0%	-	823.19
Other financial assets	54.52	0%	-	54.52

As at 31 March 2020

Asset group	Estimated gross carrying amount of default	Expected probability of default	Expected credit loss	Carrying amount net of impairment provision
Loan	1,066.50	0%	-	1,066.50
Cash and cash equivalents	335.63	0%	-	335.63
Other bank balances	19.54	0%	-	19.54
Other deposits	19.74	0%	-	19.74
Security deposits	835.76	0%	-	835.76
GST Budgetary Support Receivable	1,103.43	0%	-	1,103.43
Advance for investment	105.48	0%	-	105.48
Other financial assets	18.56	0%	-	18.56


The credit risk for investment carried at amortised cost and other financial assets is considered negligible. However, specific provision is made in case a particular receivable is considered to be non-recoverable.



KU

P

[Handwritten signature]



[Handwritten signature]

(ii) Expected credit loss for trade receivables under simplified approach

The Company's exposure to credit risk for trade receivables is as follows:

Particulars	Gross carrying amount	
	As at 31 March 2021	As at 31 March 2020
Trade receivables considered good - Unsecured	13,231.26	7,228.20
Trade receivables which have significant increase in credit risk	46.67	-
Trade receivables - credit impaired	-	-
Total	13,277.93	7,228.20
Less : Provision for impairment	(46.67)	-
Carrying amount of trade receivables (net of impairment)	13,231.26	7,228.20

(b) Liquidity risk

Prudent liquidity risk management implies maintaining sufficient cash and marketable securities and the availability of funding through an adequate amount of committed credit facilities to meet obligations when due. Due to the nature of the business, the Company maintains flexibility in funding by maintaining availability under committed facilities. Management monitors rolling forecasts of the Company's liquidity position and cash and cash equivalents on the basis of expected cash flows. The Company takes into account the liquidity of the market in which the entity operates. In addition, the Company's liquidity management policy involves projecting cash flows in major currencies and considering the level of liquid assets necessary to meet these, monitoring balance sheet liquidity ratios against internal and external regulatory requirements and maintaining debt financing plans.

(f) Maturities of financial liabilities

The tables below analyses the Company's financial liabilities into relevant maturity groupings based on their contractual maturities for all non-derivative financial liabilities. The amounts disclosed in the table are the contractual undiscounted cash flows. Balances due within 12 months equal their carrying balances as the impact of discounting is not significant.

As at 31 March 2021	Contractual cash flows					Total
	6 months or less	6-12 months	1-2 years	2-5 years	More than 5 years	
Financial liabilities - borrowings*	747.42	726.30	1,829.44	2,892.39	-	6,195.55
Lease liabilities	66.54	67.75	137.08	228.78	-	500.14
Trade payables	14,936.94	-	-	-	-	14,936.94
Other financial liabilities	942.64	-	-	-	-	942.64
Total	16,693.54	794.05	1,966.52	3,121.17	-	22,575.28

As at 31 March 2020	Contractual cash flows					Total
	6 months or less	6-12 months	1-2 years	2-5 years	More than 5 years	
Financial liabilities - borrowings*	3,549.51	3,790.65	5,917.20	3,710.15	-	16,967.51
Lease liabilities	334.50	331.85	115.40	286.26	11.90	1,079.91
Trade payables	9,779.65	-	-	-	-	9,779.65
Other financial liabilities	1,673.63	-	-	-	-	1,673.63
Total	15,337.29	4,122.50	6,032.60	3,996.41	11.90	29,500.70

*Amortised amount of upfront fees/charges paid at the time of sanction/disbursement of loan in the above outstanding is INR 2.04 Lakhs (31 March 2020 INR 10.09 lakhs). This amount further includes future undiscounted cash flows for interest on term loans INR 791.98 Lakhs (31 March 2020 INR 1,755.54 Lakhs) and Interest moratorium added back to loan INR Nil (31 March 2020 INR 263.33 Lakhs.)

(c) Market risk

Market risk is the risk that the future cash flows of a financial instrument will fluctuate because of changes in market prices. Market risk comprises two types of risk: currency risk and interest rate risk. The objective of market risk management is to manage and control market risk exposures within acceptable parameters, while optimising the return.

(i) Currency risk

Currency risk is the risk that the future cash flows of a financial instrument will fluctuate because of changes in foreign exchange rates. The Company is exposed to the effects of fluctuation in the prevailing foreign currency exchange rates on its financial position and cash flows. Exposure arises primarily due to exchange rate fluctuations between the functional currency and other currencies from the Company's operating, investing and financing activities.

Exposure to currency risk

The summary of quantitative data about the Company's unhedged exposure to currency risk, as expressed in INR, as at 31 March 2021, 31 March 2020:

Particulars	As at 31 March 2021			As at 31 March 2021			As at 31 March 2021		
	Amount in foreign currency			Exchange rate			Amount in INR		
	USD	EURO	JPY	USD	EURO	JPY	USD	EURO	JPY
Financial assets									
Trade receivables	7.58	0.00	-	73.50	86.10	0.66	557.21	0.12	-
	7.58	0.00	-				557.21	0.12	-
Financial liabilities									
Trade payables	1.18	-	15.00	73.50	86.10	0.66	86.66	-	9.95
	1.18	-	15.00				86.66	-	9.95



KH

R

[Handwritten signature]



[Handwritten signature]

Particulars	As at 31 March 2020			As at 31 March 2020			As at 31 March 2020		
	Amount in foreign currency			Exchange rate			Amount in INR		
	USD	EURO	JPY	USD	EURO	JPY	USD	EURO	JPY
Financial assets									
Trade receivables	11.55	-	-	75.39	83.05	0.70	870.38	-	-
	11.55	-	-				870.38	-	-
Financial liabilities									
Trade payables	0.59	0.24	206.65	75.39	83.05	0.70	44.63	20.04	143.93
	0.59	0.24	206.65				44.63	20.04	143.93

Sensitivity analysis

A reasonably possible strengthening (weakening) of the Indian Rupee against below currencies at 31 March 2021 (previous year ended as on 31 March 2020) would have affected the measurement of financial instruments denominated in functional currency and affected equity and profit or loss by the amounts shown below. This analysis is performed on foreign currency denominated monetary financial assets and financial liabilities outstanding as at the year end. This analysis assumes that all other variables, in particular interest rates, remain constant and ignores any impact of forecast sales and purchases.

Particulars	As at 31 March 2021	As at 31 March 2020
USD sensitivity*		
INR/USD- increase by 2.50%(as at 31 March 2020 8.98%)	11.76	74.15
INR/USD- decrease by 2.50%(as at 31 March 2020 8.98%)	(11.76)	(74.15)
EURO sensitivity*		
INR/EURO- increase by 3.67%(as at 31 March 2020 6.88%)	0.00	(1.38)
INR/EURO- decrease by 3.67%(as at 31 March 2020 6.88%)	(0.00)	1.38
JPY sensitivity*		
INR/JPY- increase by 4.72%(as at 31 March 2020 11.40%)	(0.47)	(16.41)
INR/JPY- decrease by 4.72%(as at 31 March 2020 11.40%)	0.47	16.41

* Holding all other variables constant

(ii) Interest rate risk

Interest rate risk is the risk that the future cash flows of a financial instrument will fluctuate because of changes in market interest rates. The Company's main interest rate risk arises from long-term borrowings and short term borrowings with variable rates.

Interest rate risk exposure

The Company's interest rate risk arises majorly from the term loans from banks carrying floating rate of interest. The exposure of the Company's borrowing to interest rate changes as reported to the management at the end of the reporting period are as follows:

	As at 31 March 2021	As at 31 March 2020
Variable rate borrowing	5,401.53	14,938.55
Weighted average interest rate	7.59%	8.49%

Sensitivity analysis

A reasonably possible change of 100 basis points (bps) in interest rates at the reporting date would have increased / (decreased) equity and profit or loss by the amounts shown below. This analysis assumes that all other variables, in particular foreign currency exchange rates, remain constant.

	For the year ended 31 March 2021	For the year ended 31 March 2020
Interest sensitivity*		
Interest rates – increase by 100 basis points (100 bps)	(124.11)	(226.24)
Interest rates – decrease by 100 basis points (100 bps)	124.11	226.24

* Holding all other variables constant

(II) Capital management

For the purpose of the Company's capital management, capital includes issued equity share capital, securities premium reserve and all other equity reserves attributable to the equity holders of the Company. The primary objective of the management of the Company's capital structure is to maintain an efficient mix of debt and equity in order to achieve a low cost of capital, while taking into account the desirability of retaining financial flexibility to pursue business opportunities and adequate access to liquidity to mitigate the effect of unforeseen events on cash flows

The Company manages its capital structure and makes adjustments to it in light of changes in economic conditions. To maintain or adjust the capital structure, the Company may return capital to shareholders, raise new debt or issue new shares.

The Company monitors capital on the basis of the debt to capital ratio, which is calculated as adjusted net interest-bearing debts divided by total capital.

Particulars	Legend	As at 31 March 2021	As at 31 March 2020
Short term borrowings (refer note 20)		-	1,261.40
Long term borrowings (including current maturities) (refer note 15)		5,401.53	13,677.15
Less : Cash and cash equivalent (refer note 11)		(1,852.65)	(335.63)
Adjusted net debt	A	3,548.88	14,602.92
Total capital (refer note 13 and 14)	B	64,994.53	54,215.05
Net debt to equity ratio	A/B	5.46%	26.94%



12/11

P

[Handwritten signature]

[Handwritten signature]



39 Related party disclosures

Disclosure of related parties/related party transactions pursuant to Ind AS 24 "Related Party Disclosures".

A Name of the related parties and nature of the related party relationship:

Name of the entity	Principal place of operation / country of incorporation
(i) Enterprise in which directors of the Company and their relatives are able to exercise significant influence ("Significant Influence")	
A.P. Automotives Private Limited	India
AA Friction Materials Private Limited	India
Vijaylaxmi Farms Private Limited	India
Planet Agro Farms Private Limited	India
Aadhunik Agrotech Private Limited	India
Vijaylaxmi Infrabuild Private Limited	India
KSR Landholding Projects Private Limited	India
L.Y. Developers Private Limited	India
Vijaylaxmi Infra Projects Private Limited	India
Aadhunik Realty Private Limited	India
Fresh Air Farms Private Limited	India
AHSAAS Trust	India
(ii) Joint Venture	
ASK Fras-Le Friction Private Limited	India

Name	Designation
(iii) Key management personnel and relatives of key management personnel ("KMP")	
Mr. Kuldip Singh Rathee	Managing director
Mrs. Vijay Rathee	Director
Mr. Prashant Rathee	Executive Director w.e.f. 1 April 2019
Mr. Aman Rathee	Executive Director w.e.f. 1 April 2019
Mr. Rajesh Kumar	Director from 7 September 2019
Mr. Anand Kumar Bhardwaj	Director till 7 September 2019
Ms. Rajani Sharma	Company Secretary



KU

Handwritten signature

Handwritten signature




ASK Automotive Private Limited
Notes forming part of standalone financial statements (continued)
CIN: U34300DL1988PTC030342
(All amounts are in INR Lakhs, except otherwise stated)

39 Related party disclosures (continued)

B Particulars of transactions with related parties

Nature of transaction and name of related party	For the year ended 31 March 2021			For the year ended 31 March 2020		
	Joint Venture	Significant Influence	Key Management Personnel	Joint Venture	Significant Influence	Key Management Personnel
Purchase of goods*						
A.P. Automotives Private Limited	-	-	-	-	397.56	-
ASK Fras-Le Friction Private Limited	1.47	-	-	7.90	-	-
AA Friction Materials Private Limited	-	4,454.72	-	-	1,448.68	-
Reimbursement of expenses incurred on behalf of company						
ASK Fras-Le Friction Private Limited	0.44	-	-	5.25	-	-
Purchase of fixed assets*						
A.P. Automotives Private Limited	-	-	-	-	14.63	-
AA Friction Materials Private Limited	-	-	-	-	0.50	-
Vijaylaxmi Infra Projects Private Limited	-	-	-	-	29.50	-
ASK Fras-Le Friction Private Limited	7.33	-	-	-	-	-
Recovery of expenses incurred on behalf of						
ASK Fras-Le Friction Private Limited	-	-	-	0.82	-	-
Rent paid*						
A.P. Automotives Private Limited	-	169.92	-	-	169.92	-
Mr. Prashant Rathee	-	-	237.89	-	-	226.56
Mr. Aman Rathee	-	-	237.89	-	-	226.56
Receiving of service*						
ASK Fras-Le Friction Private Limited	-	-	-	19.46	-	-
Vijaylaxmi Infra Projects Private Limited	-	155.76	-	-	57.79	-




Handwritten signature

Handwritten signature

Handwritten mark


Handwritten mark



ASK Automotive Private Limited
Notes forming part of standalone financial statements (continued)
CIN: U34300DL1988PTC030342
(All amounts are in INR Lakhs, except otherwise stated)

B Particulars of transactions with related parties (continued)

Nature of transaction and name of related party	For the year ended 31 March 2021			For the year ended 31 March 2020		
	Joint Venture	Significant Influence	Key Management Personnel	Joint Venture	Significant Influence	Key Management Personnel
Loan given						
ASK Fras-Le Friction Private Limited	-	-	-	1,066.50	-	-
Interest Earned on loan given						
ASK Fras-Le Friction Private Limited	95.99	-	-	11.73	-	-
Rendering of service*						
ASK Fras-Le Friction Private Limited	108.59	-	-	105.40	-	-
Sale of goods*						
ASK Fras-Le Friction Private Limited	195.76	-	-	200.08	-	-
A.P. Automotives Private Limited	-	995.80	-	-	3.01	-
AA Friction Materials Private Limited	-	-	-	-	112.38	-
Sale of fixed assets*						
ASK Fras-Le Friction Private Limited	0.19	-	-	-	-	-
AA Friction Materials Private Limited	-	53.88	-	-	101.01	-
Vijaylaxmi Infra Build Private Limited	-	-	-	-	0.08	-
Vijaylaxmi Infra Projects Private Limited	-	-	-	-	0.09	-
Vijaylaxmi Farms Private Limited	-	-	-	-	0.06	-
KSR Landholding Projects Private Limited	-	-	-	-	0.06	-
L.Y. Developers Private Limited	-	-	-	-	0.06	-
Aadhunik Realty Private Limited	-	-	-	-	0.06	-
Aadhunik Agrotech Private Limited	-	-	-	-	0.06	-
Planet Agro Farms Private Limited	-	-	-	-	0.06	-
Fresh Air Farms Private Limited	-	-	-	-	0.06	-
Security deposit given						
Mr. Prashant Rathee	-	-	-	-	-	96.00
Mr. Anan Rathee	-	-	-	-	-	96.00
Security deposit given Received Back						
A.P. Automotives Private Limited	-	65.70	-	-	-	-




Handwritten signature

Handwritten signature

Handwritten initials


Handwritten initials



ASK Automotive Private Limited
Notes forming part of standalone financial statements (continued)
CIN: U34300DL1988PTC030342
(All amounts are in INR Lakhs, except otherwise stated)

B Particulars of transactions with related parties (continued)

Nature of transaction and name of related party	For the year ended 31 March 2021			For the year ended 31 March 2020		
	Joint Venture	Significant Influence	Key Management Personnel	Joint Venture	Significant Influence	Key Management Personnel
Director's Remuneration						
Mr. Kuldip Singh Rathee	-	-	661.86	-	-	802.90
Mr. Prashant Rathee	-	-	233.64	-	-	321.16
Mr. Aman Rathee	-	-	233.64	-	-	321.16
Mr. Rajesh Kumar	-	-	24.52	-	-	12.21
Mr. Anand Kumar Bhardwaj	-	-	-	-	-	10.86
Gratuity payment						
Mrs. Vijay Rathee	-	-	-	-	-	20.00
Demerger Reserve transferred pursuant to demerger (refer note 44.2)						
Vijaylaxmi Infra Projects Private Limited	-	-	-	-	1,013.05	-
Remuneration						
Ms. Rajani Sharma	-	-	34.48	-	-	39.32
Corporate guarantees given						
ASK Fras-Le Friction Private Limited	-	-	-	1,000.00	-	-
Bonus Shares Issued						
Kuldip Singh Rathee	-	-	1,316.83	-	-	-
Vijay Rathee	-	-	955.14	-	-	-
Aman Rathee	-	-	356.85	-	-	-
Prashant Rathee	-	-	422.82	-	-	-
Advance Given						
Mr. Rajesh Kumar	-	-	22.25	-	-	-
Dividend paid						
Kuldip Singh Rathee	-	-	87.79	-	-	87.79
Vijay Rathee	-	-	63.68	-	-	63.68
Aman Rathee	-	-	23.79	-	-	23.79
Prashant Rathee	-	-	28.19	-	-	28.19
Share Purchase						
Signature paid	-	-	-	-	-	-
Ahsaas T. S.C.	-	101.55	-	-	51.94	-



*Transactions have been reported inclusive of applicable taxes.

KU R Key



ASK Automotive Private Limited
Notes forming part of standalone financial statements (continued)
CIN: U34300DL1988PTC030342
(All amounts are in INR Lakhs, except otherwise stated)

C Balance outstanding at the end of the year

Nature of balances and name of related party	As at 31 March 2021			As at 31 March 2020		
	Joint Venture	Significant Influence	Key Management Personnel	Joint Venture	Significant Influence	Key Management Personnel
Investment in equity shares						
ASK Fras-Le Friction Private Limited	3,111.50	-	-	3,111.50	-	-
Trade receivables						
ASK Fras-Le Friction Private Limited	39.15	-	-	8.80	-	-
Interest receivables						
ASK Fras-Le Friction Private Limited	22.20	-	-	10.56	-	-
Trade payables						
ASK Fras-Le Friction Private Limited	-	-	-	11.73	-	-
Vijaylaxmi Infra Projects Private Limited	-	-	-	-	80.99	-
Security deposits given						
A.P. Automotives Private Limited	-	6.30	-	-	72.00	-
Mr. Prashant Rathee	-	-	96.00	-	-	96.00
Mr. Aman Rathee	-	-	96.00	-	-	96.00
Loan given						
ASK Fras-Le Friction Private Limited	1,066.50	-	-	1,066.50	-	-
Remuneration payable						
Mr. Kuldip Singh Rathee	-	-	-	-	-	217.86
Mr. Prashant Rathee	-	-	-	-	-	100.75
Mr. Aman Rathee	-	-	-	-	-	100.75
Ms. Rajjani Sharma	-	-	-	-	-	1.68
Advance Given						
Mr. Rajesh Kumar	-	-	19.63	-	-	-
Corporate guarantees given to banks on account of facilities granted by banks to joint venture as co guarantor						
Ask Fras-le Friction Pvt. Ltd.	5,400.00	-	-	5,400.00	-	-

39.1 The Company has taken personal guarantee from directors Mr. Kuldip Singh Rathee, Mrs. Vijay Rathee, Mr. Prashant Rathee and Mr. Aman Rathee for loans taken from banks. refer note 15 and note 27 for details of personal guarantee given by the directors.

39.2 As the liabilities for the gratuity and compensated absence are provided on an actuarial basis for the Company as a whole rather than each individual employee, the amounts pertaining specifically to KMP are not known and hence, not included in the above table. Gratuity and compensated absence, are included based on actual payment in respective year based in the above table.



KU P
Raj
Kaj

- 40 Adoption of Ind AS 116, Leases : On March 30, 2019 Ministry of corporate affairs has notified Ind AS 116, Leases. Ind AS 116 will replace the existing leases standard, Ind AS 17, Leases, and related interpretations. The standard sets out the principles for the recognition, measurement, presentation and disclosure of leases for both parties to a contract i.e., the lessee and the lessor. Ind AS 116 introduces a single lessee accounting model and requires a lessee to recognise assets and liabilities for all leases with a term of more than 12 months, unless the underlying asset is of low value.
- On transition, the adoption of the new standard resulted in recognition of 'Right of Use' asset of INR 187.16 Lakhs, and a lease liability of INR 231.53 Lakhs. The cumulative effect of applying the standard, amounting to INR 44.37 Lakhs was debited to retained earnings, net of taxes. The effect of this adoption is insignificant on the profit before tax, profit for the period and earnings per share. Ind AS 116 has resulted in an increase in cash inflows from operating activities and an increase in cash outflows from financing activities on account of lease payments. Right of Use assets includes Lease hold Land and Buildings.

The following is the summary of practical expedients elected on initial application : 1. Applied a single discount rate to a portfolio of leases of similar assets in similar economic environment 2. Applied the exemption not to recognize ROU assets and liabilities for leases with less than 12 months of lease term on the date of initial application 3. Considered direct future lease rental to be paid for measurement of the ROU asset at the date of initial application. 4. Applied the practical expedient to grandfather the assessment of which transactions are leases. Accordingly, Ind AS 116 is applied only to contracts that were previously identified as leases under Ind AS 17. The incremental borrowing rate applied to lease liabilities is 8.90% p.a., which is based on the last long term borrowing made by the company immediately before the application of Ind AS 116 on the basis of MCLR+<Spread> as on 1 April 2019.

The incremental borrowing rate applied for new lease agreements during the current financial year is 7.65% which is based on 3 months MCLR+<Spread> (Spread of last long term borrowing made by the company immediately before the lease) at the time of lease inception.

Right of use assets(Net Block):

Particulars	Amount
As at 1 April 2019	-
Transfer from PPE	406.17
Additions pursuant to first time implementation	187.16
Additions	1,302.57
Depreciation during the year	576.80
As at 31 March 2020	1,319.10
Additions	82.07
Depreciation during the year	623.35
As at 31 March 2021	777.82

Lease liability:

Particulars	Amount
As at 1 April 2019	-
Additions pursuant to first time implementation	231.53
Additions	1,251.02
Deletions	-
Interest for the year	92.90
Repayment made during the year (including Interest)	611.41
As at 31 March 2020	964.04
Additions	82.07
Interest for the year	60.11
Repayment made during the year (including Interest)	678.80
As at 31 March 2021	427.42

Maturity profile of Lease liability:

Year ended 31 March 2021


Particulars	within 1 year	1-3 years	3-5 years	Above 5 years	Total
Lease payments (Cash)	134.29	253.54	112.31	-	500.14
Less:- Interest payments	31.63	36.51	4.57	-	72.71
Lease Principal	102.66	217.03	107.74	-	427.42

Year ended 31 March 2020

Particulars	within 1 year	1-3 years	3-5 years	Above 5 years	Total
Lease payments (Cash)	666.35	233.99	167.67	11.90	1,079.91
Less:- Interest payments	52.44	49.42	13.92	0.09	115.87
Lease Principal	613.91	184.57	153.75	11.81	964.04

Following amount has been recognised in statement of profit and loss account:

Particulars	31 March 2021	31 March 2020
Depreciation on right of use asset (refer note no. 4A)	623.35	576.80
Interest on lease liabilities (refer note no. 29)	60.11	92.90
Expenses related to short term leases (included in Rent under other expenses) (refer note no. 31)	31.24	78.60
Total amount recognized in statement of profit and loss	714.70	748.30



144

(Handwritten signatures and initials)

41 Disclosure pursuant to Ind AS 7 "Statement of cash flows"- changes in liabilities arising from financing activities:

Particulars	Non-current borrowings (Including current maturities) (refer note 15)	Current borrowings (refer note 20)	Interest accrued on borrowings (refer note 22)	Total
Opening balance as at 1 April 2020	13,677.15	1,261.40	98.67	15,037.22
(a) Changes from financing cash flow	(8,275.62)	(1,261.40)	(1,072.17)	(10,609.19)
(b) Interest charge to statement of profit and loss	-	-	998.10	998.10
Closing balance as at 31 March 2021	5,401.53	-	24.60	5,426.13

42 Covid Impact

The outbreak of Covid-19 has severely impact businesses around the world. In many countries, including India, there has been severe disruption of regular business operations due to lock down restrictions and other emergency measures imposed by the Government. The management has made a detailed assessment of its liquidity position, including recoverability/carrying values of its receivables, other assets and inventory as at balance sheet date. During the current year, the Company could recover from the situation and generated profits through operations and had to run under capacity for a significant period. Post reporting date, the second wave of Covid-19 has caused lock downs and other restrictions resulting in partial closure/slow down of operations. The Company is continuing production activities and following the prescribed Government's directives in this reference. Further, the actual impact of Covid-19 pandemic on the Company's results remains uncertain and dependant on spread of Covid-19 and steps taken by the Government to mitigate the economic impact and may differ from that estimated as at the date of approval of these financial statements. The Company is monitoring the situation closely. Based on its review and current indicators of future economic conditions, there is no significant impact on these financial statements.

43 Revenue from Contracts with Customers

A Disaggregation of revenue

The Company has performed a disaggregated analysis of revenues considering the nature, amount, timing and uncertainty of revenues. This includes disclosure of revenues by geography and timing of recognition.

Revenue from operations	Year ended 31 March 2021	Year ended 31 March 2020
Revenue by geography		
Domestic*	1,48,342.87	1,60,430.01
Export	7,141.06	4,372.74
Total	1,55,483.93	1,64,802.75
Adjustment for goods in transit net of opening:-		
Domestic	551.51	(147.75)
Export	(1,636.23)	(197.40)
Total	(1,084.72)	(345.15)
Net Revenue from operations	1,54,399.21	1,64,457.60
Revenue by time		
Revenue recognised at point in time	1,54,399.21	1,64,457.60
Revenue recognised over time	-	-
Total	1,54,399.21	1,64,457.60

* Export benefit and GST budgetary support has been included in domestic revenue

B. Significant changes in the contract liabilities balances during the year are as follows:

Particulars	Year ended 31 March 2021	Year ended 31 March 2020
Opening Balance	589.19	476.58
Add: Net Addition during the year	417.94	589.19
Less: Revenue recognised during the year from opening liability	589.19	476.58
Closing Balance	417.94	589.19

C. Assets and liabilities related to contracts with customers

Description	As at 31 March 2021		As at 31 March 2020	
	Non-current	Current	Non-current	Current
Contract liabilities related to sale of goods	-	417.94	-	589.19
Advance from customers	-	-	-	-

D. Reconciliation of revenue recognised in Statement of Profit and Loss with Contract price

Description	Year ended 31 March 2021	Year ended 31 March 2020
Contract price	1,58,277.54	1,67,803.00
Less: Discount, rebates, credits etc.	3,878.33	3,345.40
Revenue from operations as per Statement of Profit and Loss	1,54,399.21	1,64,457.60

44 The Company in its board meeting dated 19 February 2018, had approved the Composite Scheme of Amalgamation and Demerger for amalgamation of A.A. Autotech Private Limited ('the Transferor Company'), with the Company w.e.f. the start of business as on 1 April 2018 ('the Merger Appointed date') and for demerger of the Real Estate and Project Management Consultancy Undertaking ('the Demerged Undertaking') of the Company and its transfer to Vijaylaxmi Infra Projects Private Limited ('the Resulting Company') w.e.f. close of business as on 31 March 2018 ('the Demerger Appointed date') (hereinafter referred to as 'the Scheme'). The National Company law Tribunal ('NCLT'), Principal Bench sanctioned the Scheme vide its order dated 3 May 2019, which the Company filed the Scheme with Registrar of Companies on 3 June 2019 ('Effective date').



Handwritten initials: KH, P, and a signature.



Pursuant to the Scheme, the Company on 24th July 2019 hold board meeting and gave approval for issue and allotment to the Shareholders of A.A. Autotech Private Limited, 20 (twenty) Equity Share of Rs. 2/- each of the Company for every 1(one) Equity Shares of Rs. 10/- each fully paid-up held by the equity Shareholders in A.A. Autotech Private Limited, details given below:

Name of the Shareholder	No. of Shares held in A.A. Autotech Private Limited	No. of Shares Allotted in the Company	Total Value of Allotted Shares (INR)
i) Mr. Prashant Rathee	3,17,700	63,54,000	1,27,08,000
ii) Mr. Aman Rathee	1,800	36,000	72,000
iii) ASK Automotive Private Limited	500	-	-

The amount of reserve (INR 127.80 Lakhs) created for issuance of shares to the shares holders of A.A. Autotech Private Limited was utilised during the previous year ended 31 March 2020.

Further, pursuant to the Scheme, the demerged undertaking has been transferred to the Resulting Company w.e.f. the Demerger Appointed date. The Company had adhered to the Scheme approved by the NCLT and had accordingly recorded accounting treatment of demerger w.e.f. the Demerger Appointed date.

Reconciliation of amount transferred from reserves

Particulars	For the period ended 03 June 2019	For the year ended 31 March 2019
Net Asset as at 03 June 2019 of the Demerged Undertaking	17,741.23	
Net Asset as at 31 March 2019 of the Demerged Undertaking	16,741.23	16,741.23
Net Asset as at 31 March 2018 of the Demerged Undertaking		13,363.90
Increase in net assets of the Demerged Undertaking	1,000.00	3,377.33
Loss for the period/year of the Demerged Undertaking	(13.05)	(70.64)
Amount to be transferred from reserves	1,013.05	3,447.97

45 Reclassification/Regrouping

Previous year numbers have been regrouped/reclassified wherever considered necessary

Statement of profit and loss	For the year ended 31 March 2020 (Reported)	Adjustments	For the year ended 31 March 2020 (Reclassified)
Cost of material consumed	1,03,778.31	(230.31)	1,03,548.00
Changes in inventories of finished goods and work-in-progress	491.88	72.64	564.52
Other income	677.18	157.67	519.51

46 Authorisation of financial statements

The Standalone financial statements for the year ended 31 March 2021 (including comparatives) were approved by the board of directors on 24 August 2021.

For Walker Chandlok & Co LLP
Chartered Accountants
Firm's Registration No.: 001076N/N500013



Ankit Mehra
Partner

Membership No.: 50742


Place: Gurugram
Date: 24 August 2021





For and on behalf of the Board of Directors of
ASK Automotive Private Limited



Kuldip Singh Rathee
Managing Director
DIN: 00041032

Place: Gurugram
Date: 24 August 2021


Prashant Rathee
Executive Director
DIN: 00041081


Naresh Kumar
Chief Financial Officer


Rajani Sharma
Company Secretary



Walker Chandlok & Co LLP

Walker Chandlok & Co LLP
21st Floor, DLF Square
Jacaranda Marg, DLF Phase II
Gurugram - 122 002
India

T +91 124 462 8000
F +91 124 462 8001

Independent Auditor's Report

To the Members of ASK Automotive Private Limited

Report on the Audit of the Consolidated Financial Statements

Opinion

1. We have audited the accompanying consolidated financial statements of ASK Automotive Private Limited ('the Holding Company') and its joint venture, as listed in Annexure 1, which comprise the Consolidated Balance Sheet as at 31 March 2021, the Consolidated Statement of Profit and Loss (including Other Comprehensive Income), the Consolidated Cash Flow Statement and the Consolidated Statement of Changes in Equity for the year then ended, and a summary of the significant accounting policies and other explanatory information.
2. In our opinion and to the best of our information and according to the explanations given to us and based on the consideration of the reports of the other auditors on separate financial statements and on the other financial information of the joint venture, the aforesaid consolidated financial statements give the information required by the Companies Act, 2013 ('Act') in the manner so required and give a true and fair view in conformity with the accounting principles generally accepted in India including Indian Accounting Standards ('Ind AS') specified under section 133 of the Act, of the consolidated state of affairs of the Holding Company and its joint venture, as at 31 March 2021, and their consolidated profit (including other comprehensive income), consolidated cash flows and the consolidated changes in equity for the year ended on that date.

Basis for Opinion

3. We conducted our audit in accordance with the Standards on Auditing specified under section 143(10) of the Act. Our responsibilities under those standards are further described in the Auditor's Responsibilities for the Audit of the Consolidated Financial Statements section of our report. We are independent of the Company in accordance with the Code of Ethics issued by the Institute of Chartered Accountants of India ('ICAI') together with the ethical requirements that are relevant to our audit of the financial statements under the provisions of the Act and the rules thereunder, and we have fulfilled our other ethical responsibilities in accordance with these requirements and the Code of Ethics. We believe that the audit evidence we have obtained and the audit evidence obtained by the other auditors in terms of their reports referred to in paragraph 11 of the Other Matter section below, is sufficient and appropriate to provide a basis for our opinion.

Information other than the Consolidated Financial Statements and Auditor's Report thereon

4. The Holding Company's Board of Directors are responsible for the other information. The other information comprises the information included in the Board Report but does not include the consolidated financial statements and our auditor's report thereon.

Our opinion on the consolidated financial statements does not cover the other information and we do not express any form of assurance or conclusion thereon.

Chartered Accountants

Offices in Bengaluru, Chandigarh, Chennai, Gurugram, Hyderabad, Kochi, Kolkata, Mumbai, New Delhi, Noida and Pune



Walker Chandlok & Co LLP is registered with limited liability with identification number AAC-2085 and its registered office at L-41 Connaught Circus, New Delhi, 110001, India


In connection with our audit of the consolidated financial statements, our responsibility is to read the other information and, in doing so, consider whether the other information is materially inconsistent with the consolidated financial statements or our knowledge obtained in the audit or otherwise appears to be materially misstated. If, based on the work we have performed, we conclude that there is a material misstatement of this other information, we are required to report that fact. We have nothing to report in this regard.

Responsibilities of Management for the Consolidated Financial Statements

5. The accompanying consolidated financial statements have been approved by the Holding Company's Board of Directors. The Holding Company's Board of Directors is responsible for the matters stated in section 134(5) of the Act with respect to the preparation of these consolidated financial statements that give a true and fair view of the consolidated financial position, consolidated financial performance including other comprehensive income, consolidated changes in equity and consolidated cash flows of the Holding Company including its joint venture in accordance with the accounting principles generally accepted in India, including the Ind AS specified under section 133 of the Act. The respective Board of Directors/management of the companies included in the Holding Company and its joint venture are responsible for maintenance of adequate accounting records in accordance with the provisions of the Act for safeguarding of the assets of the Company and for preventing and detecting frauds and other irregularities; selection and application of appropriate accounting policies; making judgments and estimates that are reasonable and prudent; and design, implementation and maintenance of adequate internal financial controls, that were operating effectively for ensuring the accuracy and completeness of the accounting records, relevant to the preparation and presentation of the consolidated financial statements that give a true and fair view and are free from material misstatement, whether due to fraud or error, which have been used for the purpose of preparation of the consolidated financial statements by the Directors of the Holding Company, as aforesaid.
6. In preparing the consolidated financial statements, the respective Board of Directors of the companies included in the Holding Company and of its Joint Venture are responsible for assessing the ability of the Holding Company and of its Joint Venture to continue as a going concern, disclosing, as applicable, matters related to going concern and using the going concern basis of accounting unless the Board of Directors either intend to liquidate the Holding Company or to cease operations, or has no realistic alternative but to do so.
7. Those Board of Directors are also responsible for overseeing the financial reporting process of the companies included in the Holding Company and of its joint venture.

Auditor's Responsibilities for the Audit of the Financial Statements

8. Our objectives are to obtain reasonable assurance about whether the financial statements as a whole are free from material misstatement, whether due to fraud or error, and to issue an auditor's report that includes our opinion. Reasonable assurance is a high level of assurance but is not a guarantee that an audit conducted in accordance with Standards on Auditing will always detect a material misstatement when it exists. Misstatements can arise from fraud or error and are considered material if, individually or in the aggregate, they could reasonably be expected to influence the economic decisions of users taken on the basis of these financial statements.
9. As part of an audit in accordance with Standards on Auditing, we exercise professional judgment and maintain professional skepticism throughout the audit. We also:
 - Identify and assess the risks of material misstatement of the financial statements, whether due to fraud or error, design and perform audit procedures responsive to those risks, and obtain audit evidence that is sufficient and appropriate to provide a basis for our opinion. The risk of not detecting a material misstatement resulting from fraud is higher than for one resulting from error, as fraud may involve collusion, forgery, intentional omissions, misrepresentations, or the override of internal control;
 - Obtain an understanding of internal control relevant to the audit in order to design audit procedures that are appropriate in the circumstances. Under section 143(3)(i) of the Act, we are also responsible for expressing our opinion on whether the Holding Company and its joint venture has adequate internal financial controls with reference to financial statements in place and the operating effectiveness of such controls;



- Evaluate the appropriateness of accounting policies used and the reasonableness of accounting estimates and related disclosures made by management;
 - Conclude on the appropriateness of management's use of the going concern basis of accounting and, based on the audit evidence obtained, whether a material uncertainty exists related to events or conditions that may cast significant doubt on the ability of the Holding Company and its Joint Venture to continue as a going concern. If we conclude that a material uncertainty exists, we are required to draw attention in our auditor's report to the related disclosures in the financial statements or, if such disclosures are inadequate, to modify our opinion. Our conclusions are based on the audit evidence obtained up to the date of our auditor's report. However, future events or conditions may cause the Holding Company and its Joint Venture to cease to continue as a going concern;
 - Evaluate the overall presentation, structure and content of the financial statements, including the disclosures, and whether the financial statements represent the underlying transactions and events in a manner that achieves fair presentation; and
 - Obtain sufficient appropriate audit evidence regarding the financial information of the entities within the Holding Company, and its joint venture, to express an opinion on the financial statements. We are responsible for the direction, supervision and performance of the audit of financial statements of such entities included in the financial statements, of which we are the independent auditors. For the other entities included in the financial statements, which have been audited by the other auditors, such other auditors remain responsible for the direction, supervision and performance of the audits carried out by them. We remain solely responsible for our audit opinion.
10. We communicate with those charged with governance regarding, among other matters, the planned scope and timing of the audit and significant audit findings, including any significant deficiencies in internal control that we identify during our audit.


Other Matter

11. The consolidated financial statements include the Holding Company's share of net loss (including other comprehensive income) of ₹439.90 lakhs for the year ended 31 March 2021, as considered in the consolidated financial statements, in respect of 1 joint venture, whose financial statements have not been audited by us. This financial statements have been audited by other auditors whose report has been furnished to us by the management and our opinion on the consolidated financial statements, in so far as it relates to the amounts and disclosures included in respect of this joint venture, and our report in terms of sub-section (3) of Section 143 of the Act, in so far as it relates to the aforesaid joint venture is based solely on the reports of the other auditors.

Our opinion above on the consolidated financial statements, and our report on other legal and regulatory requirements below, are not modified in respect of the above matters with respect to our reliance on the work done by and the reports of the other auditors.

Report on Other Legal and Regulatory Requirements

12. Based on our audit and on the consideration of the report of the other auditor, referred to in paragraph 11, on separate financial statements of the joint venture, we report that the provisions of section 197 read with Schedule V to the Act are not applicable to the Holding Company and joint venture company covered under the Act, since none of such companies is a public company as defined under section 2(71) of the Act. Accordingly, reporting under section 197(16) is not applicable.
13. As required by Section 143 (3) of the Act, based on our audit and on the consideration of the report of the other auditor on separate financial statements and other financial information of the joint venture, we report, to the extent applicable, that:
- a) we have sought and obtained all the information and explanations which to the best of our knowledge and belief were necessary for the purpose of our audit of the aforesaid consolidated financial statements;



Walker Chandiook & Co LLP


- b) in our opinion, proper books of account as required by law relating to preparation of the aforesaid consolidated financial statements have been kept so far as it appears from our examination of those books and the reports of the other auditors;
- c) the consolidated financial statements dealt with by this report are in agreement with the relevant books of account maintained for the purpose of preparation of the consolidated financial statements;
- d) in our opinion, the aforesaid consolidated financial statements comply with Ind AS specified under section 133 of the Act;
- e) on the basis of the written representations received from the directors of the Holding Company and taken on record by the Board of Directors of the Holding Company and the reports of the statutory auditors of its joint venture company covered under the Act, none of the directors of the Holding companies, and its joint venture company covered under the Act, are disqualified as on 31 March 2021 from being appointed as a director in terms of Section 164(2) of the Act.
- f) with respect to the adequacy of the internal financial controls with reference to financial statements of the Holding Company, and its joint venture company covered under the Act, and the operating effectiveness of such controls, refer to our separate report in 'Annexure A'; and
- g) with respect to the other matters to be included in the Auditor's Report in accordance with rule 11 of the Companies (Audit and Auditors) Rules, 2014 (as amended), in our opinion and to the best of our information and according to the explanations given to us and based on the consideration of the report of the other auditors on separate financial statements as also the other financial information of the joint venture:
 - i. there were no pending litigations as at 31 March 2021 which would impact the consolidated financial position of the Holding Company and joint venture;
 - ii. the Holding Company and its joint ventures did not have any long-term contracts including derivative contracts for which there were any material foreseeable losses as at 31 March 2021;
 - iii. there were no amounts which were required to be transferred to the Investor Education and Protection Fund by the Holding Company, and its subsidiary companies, associate companies and joint venture companies covered under the Act, during the year ended 31 March 2021; and
 - iv. the disclosure requirements relating to holdings as well as dealings in specified bank notes were applicable for the period from 8 November 2016 to 30 December 2016, which are not relevant to these consolidated financial statements. Hence, reporting under this clause is not applicable.

For **Walker Chandiook & Co LLP**
Chartered Accountants
Firm's Registration No.: 001076N/N500013



Ankit Mehra
Partner

Membership No.: 507429



UDIN: 21507429 AAAAAM 6372

Place: Gurugram
Date: 24 August 2021

Walker Chandiook & Co LLP

Annexure 1

List of entity included in the consolidated financial statements

S.No.	Name of the entity	Relation
1	ASK Fras-Le Friction Private Limited	Joint Venture



Walker Chandiook & Co LLP

Annexure A to the Independent Auditor's Report of even date to the members of ASK Automotive Private Limited on the consolidated financial statements for the year ended 31 March 2021

Annexure A

Independent Auditor's Report on the internal financial controls with reference to financial statements under Clause (i) of Sub-section 3 of Section 143 of the Companies Act, 2013 ('the Act')

1. In conjunction with our audit of the consolidated financial statements of ASK Automotive Private Limited ('the Holding Company') and its joint venture as at and for the year ended 31 March 2021, we have audited the internal financial controls with reference to financial statements of the Holding Company and its joint venture company, which are companies covered under the Act, as at that date.

Responsibilities of Management for Internal Financial Controls


2. The respective Board of Directors of the Holding Company and its joint venture company, which are companies covered under the Act, are responsible for establishing and maintaining internal financial controls based on the internal financial controls with reference to financial statements criteria established by the Company considering the essential components of internal control stated in the Guidance Note on Audit of Internal Financial Controls over Financial Reporting issued by the Institute of Chartered Accountants of India. These responsibilities include the design, implementation and maintenance of adequate internal financial controls that were operating effectively for ensuring the orderly and efficient conduct of the Company's business, including adherence to the Company's policies, the safeguarding of its assets, the prevention and detection of frauds and errors, the accuracy and completeness of the accounting records, and the timely preparation of reliable financial information, as required under the Act.

Auditor's Responsibility for the Audit of the Internal Financial Controls with Reference to Financial Statements

3. Our responsibility is to express an opinion on the internal financial controls with reference to financial statements of the Holding Company and its joint venture company, as aforesaid, based on our audit. We conducted our audit in accordance with the Standards on Auditing issued by the Institute of Chartered Accountants of India ('ICAI') prescribed under Section 143(10) of the Act, to the extent applicable to an audit of internal financial controls with reference to financial statements, and the Guidance Note on Audit of Internal Financial Controls Over Financial Reporting ('the Guidance Note') issued by the ICAI. Those Standards and the Guidance Note require that we comply with ethical requirements and plan and perform the audit to obtain reasonable assurance about whether adequate internal financial controls with reference to financial statements were established and maintained and if such controls operated effectively in all material respects.
4. Our audit involves performing procedures to obtain audit evidence about the adequacy of the internal financial controls with reference to financial statements and their operating effectiveness. Our audit of internal financial controls with reference to financial statements includes obtaining an understanding of such internal financial controls, assessing the risk that a material weakness exists, and testing and evaluating the design and operating effectiveness of internal control based on the assessed risk. The procedures selected depend on the auditor's judgement, including the assessment of the risks of material misstatement of the financial statements, whether due to fraud or error.
5. We believe that the audit evidence we have obtained and the audit evidence obtained by the other auditors in terms of their reports referred to in the Other Matters paragraph below, is sufficient and appropriate to provide a basis for our audit opinion on the internal financial controls with reference to financial statements of the Holding Company and its joint venture company as aforesaid.

Meaning of Internal Financial Controls with Reference to Financial Statements

6. A company's internal financial controls with reference to financial statements is a process designed to provide reasonable assurance regarding the reliability of financial reporting and the preparation of financial statements for external reporting purposes in accordance with generally accepted accounting principles. A company's internal financial controls with reference to financial statements include those policies and procedures that (1) pertain to the maintenance of records that, in reasonable detail,



Walker Chandiook & Co LLP

Annexure A to the Independent Auditor's Report of even date to the members of ASK Automotive Private Limited on the consolidated financial statements for the year ended 31 March 2021

accurately and fairly reflect the transactions and dispositions of the assets of the company; (2) provide reasonable assurance that transactions are recorded as necessary to permit preparation of financial statements in accordance with generally accepted accounting principles, and that receipts and expenditures of the company are being made only in accordance with authorisations of management and directors of the company; and (3) provide reasonable assurance regarding prevention or timely detection of unauthorised acquisition, use, or disposition of the company's assets that could have a material effect on the financial statements.

Inherent Limitations of Internal Financial Controls with Reference to Financial Statements

7. Because of the inherent limitations of internal financial controls with reference to financial statements, including the possibility of collusion or improper management override of controls, material misstatements due to error or fraud may occur and not be detected. Also, projections of any evaluation of the internal financial controls with reference to financial statements to future periods are subject to the risk that the internal financial controls with reference to financial statements may become inadequate because of changes in conditions, or that the degree of compliance with the policies or procedures may deteriorate.

Opinion

8. In our opinion and based on the consideration of the reports of the other auditors on internal financial controls with reference to financial statements of the joint venture company, the Holding Company and its joint venture company, which are companies covered under the Act, have in all material respects, adequate internal financial controls with reference to financial statements and such controls were operating effectively as at 31 March 2021, based on the internal financial controls with reference to financial statements criteria established by the Company considering the essential components of internal control stated in the Guidance Note on Audit of Internal Financial Controls over Financial Reporting issued by the Institute of Chartered Accountants of India.

Other Matter

9. The consolidated financial statements include the Holding Company's share of net loss (including other comprehensive income) of ₹ 439.90 lakhs for the year ended 31 March 2021, in respect 1 joint venture company, which are companies covered under the Act, whose internal financial controls with reference to financial statements have not been audited by us.

The internal financial controls with reference to financial statements in so far as it relates to such joint venture company have been audited by other auditors whose reports have been furnished to us by the management and our report on the adequacy and operating effectiveness of the internal financial controls with reference to financial statements for the Holding Company and its joint venture company, as aforesaid, under Section 143(3)(i) of the Act in so far as it relates to such joint venture company is based solely on the report of the auditor of such company. Our opinion is not modified in respect of this matter with respect to our reliance on the work done by and on the reports of the other auditor.

For Walker Chandiook & Co LLP

Chartered Accountants

Firm Registration No.: 001076N/N500013



Ankit Mehra

Partner

Membership No.: 507429



UDIN: 21507429AAAAAM6372

Place: Gurugram

Date: 24 August 2021


	Notes	As at 31 March 2021	As at 31 March 2020
ASSETS			
Non-current assets			
Property, plant and equipment	3	40,809.93	40,530.48
Capital work-in-progress	3	982.89	1,556.86
Right-of-use assets	4A	777.82	1,319.10
Goodwill	4B	18,191.01	18,191.01
Other Intangible assets	4B	560.74	707.46
Financial assets			
(i) Investments	5	339.52	779.42
(ii) Loans	5A	1,066.50	1,066.50
(iii) Other financial assets	6	846.44	855.50
Non-current tax assets (net)	7	469.77	802.63
Other non-current assets	8	598.29	113.75
		64,642.91	65,922.71
Current assets			
Inventories	9	11,268.09	9,303.79
Financial assets			
(i) Investment	5	-	833.12
(ii) Trade receivables	10	13,270.41	7,228.20
(iii) Cash and cash equivalents	11	1,852.65	335.63
(iv) Other bank balances	12	14.32	19.54
(v) Other financial assets	6	55.59	1,227.47
Other current assets	8	709.46	781.21
		27,170.52	19,728.96
Assets held for sale	3	424.00	1,760.00
		92,237.43	87,411.67
EQUITY AND LIABILITIES			
Equity			
Equity share capital	13	4,068.85	1,017.21
Other equity	14	58,153.70	50,865.76
Total equity		62,222.55	51,882.97
Non-current liabilities			
Financial liabilities			
(i) Borrowings	15	4,267.00	8,670.22
(ii) Lease liabilities	16	324.76	350.13
Provisions	17	2,429.63	2,013.34
Other non-current liabilities	18	-	339.83
Deferred tax liabilities (net)	19	3,060.52	3,191.26
		10,081.91	14,564.78
Current liabilities			
Financial liabilities			
(i) Borrowings	20	-	1,261.40
(ii) Lease Liabilities	16	102.66	613.91
(iii) Trade payables			
(a) Total outstanding dues of micro enterprises and small enterprises	21	1,648.95	494.19
(b) Total outstanding dues other than (iii)(a) above	21	13,287.99	9,285.46
(iv) Other financial liabilities	22	2,077.17	6,680.56
Provisions	17	374.78	374.47
Current tax liabilities (net)	23	106.24	-
Other current liabilities	18	2,335.18	2,253.93
		19,932.97	20,963.92
Total liabilities		30,014.88	35,528.70
Total equity and liabilities		92,237.43	87,411.67

The accompanying notes are an integral part of the consolidated financial statements.


This is the consolidated balance sheet referred to in our report of even date

For Walker Chandiook & Co LLP
 Chartered Accountants
 Firm's Registration No.: 001076N/N500013

For and on behalf of the Board of Directors of
 ASK Automotive Private Limited


 Ankit Mehra
 Partner
 Membership No.: 507429
 Place: Gurugram
 Date: 24 August 2021


 Kunal Singh Rathee
 Managing Director
 DIN: 00041032
 Place: Gurugram
 Date: 24 August 2021


 Prashant Rathee
 Executive Director
 DIN: 00041081


 Naresh Kumar
 Chief Financial Officer


 Rajani Sijaria
 Company Secretary





ASK Automotive Private Limited
 Consolidated Statement of Profit and Loss for the year ended 31 March 2021
 CIN: U34300DL1988PTC030342
 (All amounts are in INR Lakhs, except otherwise stated)

	Notes	For the year ended 31 March 2021	For the year ended 31 March 2020
Income			
Revenue from operations	24	1,54,399.21	1,64,457.60
Other income	25	2,377.47	519.51
Total income		1,56,776.68	1,64,977.11
Expenses			
Cost of material consumed	26	1,01,544.22	1,03,548.00
Changes in inventories of finished goods and work-in-progress	27	(1,725.83)	564.52
Employee benefits expense	28	10,225.48	12,041.81
Finance costs	29	1,085.13	2,001.39
Depreciation and amortization expense	30	5,189.29	5,184.63
Other expenses	31	26,088.02	27,706.95
Dies for own use		(366.35)	(459.99)
Total expenses		1,42,039.96	1,50,587.31
Profit before share of net profits/losses of joint venture accounted for using equity method and taxes		14,736.72	14,389.80
Share of net losses of joint venture accounted for using equity method (net of taxes)		(440.66)	(1,082.34)
Profit before tax		14,296.06	13,307.46
Tax expenses			
Current tax	32	3,812.04	3,014.00
Adjustment of tax relating to earlier periods	32	(20.35)	-
Deferred tax	32	(115.76)	(404.14)
Total tax expenses		3,675.93	2,609.86
Profit after tax for the year		10,620.13	10,697.60
Other comprehensive income:			
(i) Items that will not be reclassified to profit or loss in subsequent years:			
Remeasurement of post employment benefit obligations		(59.52)	85.62
(ii) Income tax relating to items that will not be reclassified to profit or loss			
Share of Other comprehensive income of joint venture accounted for using equity method (net of taxes)	32	14.98	(21.55)
Other comprehensive (loss)/income for the year, net of tax		(43.78)	69.31
Total comprehensive income for the year		10,576.35	10,766.91
Earnings per equity share (INR)			
Basic and Diluted	33	5.22	5.26

The accompanying notes are an integral part of the consolidated financial statements.

This is the consolidated statement of profit and loss referred to in our report of even date

For Walker Chandlok & Co LLP
 Chartered Accountants
 Firm's Registration No.: 001076N/N500013





Ankkit Mehra
 Partner
 Membership No.: 50

Place: Gurugram
 Date: 24 August 2021



For and on behalf of the Board of Directors of
 ASK Automotive Private Limited


 Kuldip Singh Rathee
 Managing Director
 DIN: 00041032


 Prashant Rathee
 Executive Director
 DIN: 00041081


 Naresh Kumar
 Chief Financial Officer


 Rajani Sharma
 Company Secretary

Place: Gurugram
 Date: 24 August 2021



	For the year ended 31 March 2021	For the year ended 31 March 2020
A. Cash flow from operating activities		
Profit before tax	14,296.06	13,307.46
Adjustment to reconcile profit before tax to net cash flows:		
Share of net losses of joint venture	440.66	1,082.34
Depreciation of property, plant and equipment	4,412.69	4,447.54
Amortization of intangible assets and right of use assets	776.60	737.09
Excess liability / provision written back	(81.63)	(13.26)
Fair value loss on financial instruments at fair value through profit or loss	-	224.84
Provision for doubtful debt	46.67	-
Profit on sale of Investments	(1,517.79)	(79.89)
Net unrealised (profit)/ loss on foreign currency transaction	(5.79)	0.08
Property, plant and equipment written off	54.73	10.01
Unwinding of deferred government grant	(294.05)	(172.35)
Gain on sale of property, plant and equipment	(17.60)	(16.10)
Interest income	(178.60)	(71.95)
Dividend on shares	(41.37)	(5.73)
Interest expenses	1,058.21	1,986.62
Operating profit before working capital changes	18,948.79	21,436.70
Movements in working capital :		
(Increase)/Decrease in trade receivables	(6,081.68)	9,073.84
(Increase)/Decrease in inventories	(1,964.30)	642.86
Increase/(Decrease) in trade payables	5,155.88	(2,552.98)
Decrease/(Increase) in financial assets	1,080.04	(530.33)
Decrease/(Increase) in other assets	73.05	(1,026.99)
Movement in advances to subsidiaries pursuant to demerger	-	1,000.00
Decrease in other financial liabilities	(548.08)	(759.20)
Increase in provisions	357.08	209.81
(Decrease)/Increase in other liabilities	(24.23)	255.19
Cash generated from operations	16,996.55	27,748.90
Direct taxes paid (net of refunds)	(3,352.60)	(3,020.47)
Net cash flow from operating activities (A)	13,643.94	24,728.43
B. Cash flow from investing activities		
Purchase of property, plant and equipment and intangible assets (including capital work in progress)	(4,750.44)	(4,234.88)
Proceeds from sale of property, plant and equipment, intangible assets and Assets held for Sale	1,471.29	1,358.71
Sale/(Purchase) of current investments (net)	2,456.38	(1,083.54)
Unsecured Loans given	-	(1,066.50)
Redemption of fixed deposits/(Investment) (net)	0.98	(4.26)
Dividend received	41.37	5.73
Interest received	178.26	72.81
Net cash used in investing activities (B)	(602.16)	(4,951.93)
C. Cash flow from financing activities		
Movement of short term borrowings	(1,261.40)	(3,116.93)
Proceeds from long term borrowings	2,000.00	-
Repayment of long term borrowings	(10,275.62)	(12,607.92)
Principal payment of finance lease liability (Refer Note 40)	(618.69)	(518.51)
Interest payment of finance lease liability (Refer Note 40)	(60.11)	(92.90)
Dividend paid	(203.44)	(203.44)
Dividend distribution tax paid	-	(41.07)
Bonus share issue expenses paid	(4.08)	-
Expenses paid towards increase in authorised share capital	(29.25)	-
Interest paid	(1,072.17)	(1,995.64)
Net cash used in financing activities (C)	(11,524.76)	(18,576.41)
D. Movement due to Demerged pursuant to the scheme (refer note 44) (D)		
Net increase in cash and cash equivalents (A+B+C+D)	1,517.02	187.03
Cash and cash equivalents at beginning of the year	335.63	148.60
Cash and cash equivalents at end of the year	1,852.65	335.63
Reconciliation of cash and cash equivalents as per the consolidated cash flow statement:	As at	As at
	31 March 2021	31 March 2020
Cash and cash equivalents as per above comprises of the following :		
- Cash on hand	5.70	4.04
- Balance in current accounts	1,846.95	331.59
Balances as per cash flow statement	1,852.65	335.63


The accompanying notes are an integral part of the consolidated financial statements.

This is the consolidated cash flows statement referred to in our report of even date

For Walker Chandniok & Co LLP


Chartered Accountants

Firm's Registration No.: 001076N/N500013



Ajit Mehra
Partner


Membership No.: 50742

Place: Gurugram
Date: 24 August 2021




For and on behalf of the Board of Directors of
ASK Automotive Private Limited


Kuldip Singh Rathee
Managing Director
DIN: 00041032


Prashant Rathee
Executive Director
DIN: 00041081


Naresh Kumar
Chief Financial Officer


Rajani Sharma
Company Secretary

Place: Gurugram
Date: 24 August 2021



	Notes	Amount
A. Equity share capital:		
Issued, subscribed and fully paid		
Balance as at 1 April 2019 (equity share of INR 2 each)	13	889.41
Changes in equity share capital during the year		127.80
Balance as at 31 March 2020 (equity share of INR 2 each)	13	1,017.21
Changes in equity share capital during the year		3,051.64
Balance as at 31 March 2021 (equity share of INR 2 each)	13	4,068.85

B. Other Equity #

Description	Reserves and Surplus				Shares pending issuance*	Total other equity
	Capital redemption reserve	General reserve	Securities premium	Retained earnings		
As at 1 April 2019	8.00	10.05	94.05	41,288.69	127.80	41,528.59
Profit for the year	-	-	-	10,697.60	-	10,697.60
Other comprehensive income	-	-	-	69.31	-	69.31
Total comprehensive income for the year	-	-	-	10,766.91	-	10,766.91
Less: Demerged pursuant to the scheme*	-	-	-	(1,013.06)	-	(1,013.06)
Less: Effect of first time implementation of Ind AS 116 (Leases)	-	-	-	(44.37)	-	(44.37)
Less: Interim dividend	-	-	-	(203.44)	-	(203.44)
Less: Dividend distribution tax on interim dividend	-	-	-	(41.07)	-	(41.07)
Less: Shares issued during the year	-	-	-	-	(127.80)	(127.80)
As at 31 March 2020	8.00	10.05	94.05	50,753.66	-	50,865.76
Profit for the year	-	-	-	10,620.13	-	10,620.13
Other comprehensive income	-	-	-	(43.78)	-	(43.78)
Total comprehensive income for the year	-	-	-	10,576.35	-	10,576.35
Less: Interim dividend	-	-	-	(203.44)	-	(203.44)
Less: Bonus shares issued during the year	-	-	-	(3,051.64)	-	(3,051.64)
Less: Bonus share issue expenses	-	-	-	(4.08)	-	(4.08)
Less: Expenses for increase in authorised share capital	-	-	-	(29.25)	-	(29.25)
As at 31 March 2021	8.00	10.05	94.05	58,041.60	-	58,153.70

For nature and purpose of each reserve refer note 14.1

refer note 14 for details.

* refer note 44

The accompanying notes are an integral part of the consolidated financial statements.

This is the consolidated statement of changes in equity referred to in our report of even date


For Walker Chandio & Co LLP
 Chartered Accountants
 Firm's Registration No.: 001076N/N500013

For and on behalf of the Board of Directors of
 ASK Automotive Private Limited



 Ankit Mehra
 Partner
 Membership No.: 507429




Place: Gurugram
 Date: 24 August 2021


 Kuldip Singh Rathee
 Managing Director
 DIN: 00041032

Place: Gurugram
 Date: 24 August 2021


 Prashant Rathee
 Executive Director
 DIN: 00041081


 Naresh Kumar
 Chief Financial Officer


 Rajani Sharma
 Company Secretary



1. Corporate Information

ASK Automotive Private Limited ('the Company') is a company domiciled in India, with its registered office situated at Flat No. 104, 929/1, Naiwala, Faiz Road, Karol Bagh, New Delhi-110005, India. The Company was incorporated under the provisions of Indian Companies Act in India on 18 January 1988. The Company is engaged in the business of manufacturing of auto components including friction material components and pressure die casted, machined and painted components, control cables for automobile industry. The Company is supplier to the major leading Original Equipment Manufacturers (OEMs) in India like Honda, Hero MotoCorp, Bajaj Auto, TVS Motors, Suzuki, Yamaha, Mahindra, etc. and having strong presence in secondary market. The Company has manufacturing facilities in the states of Haryana, Karnataka, Gujarat, Himachal and Uttarakhand.

These financial statements for the year ended 31 March 2021 (reporting date) have been prepared as per the requirements of Schedule III of the Companies Act, 2013.

2. Basis of preparation

a. Statement of compliance with Ind AS

These financial statements ('financial statements') of the Company have been prepared in accordance with the Indian Accounting Standards (hereinafter referred to as the 'Ind AS') as notified by Ministry of Corporate Affairs ('MCA') under section 133 of the Companies Act 2013 ('Act') read with the Companies (Indian Accounting Standards) (Amendment) Rules, 2016, as amended and other relevant provisions of the Act. The Company has uniformly applied the accounting policies during the periods presented.

The financial statements for the year ended 31 March 2021 were authorized and approved for issue by the Board of Directors on 24th August, 2021.

b. Functional and presentation currency

These financial statements are presented in Indian rupees ('INR'), which is also the Company's functional currency. All amounts have been rounded-off to the nearest lakhs upto two place of decimal, unless otherwise indicated.

c. Basis of measurement

The financial statements have been prepared on going concern basis in accordance with accounting principles generally accepted in India. The financial statements have been prepared on the historical cost basis except for the following items:

<u>Items</u>	<u>Measurement basis</u>
Certain financial assets and liabilities	Fair value
Defined benefits (assets)/liability	Present value of defined benefits obligations

d. Use of estimates and judgements

The preparation of financial statements in conformity with generally accepted accounting principles require management to make judgments, estimates and assumptions that affect the application of accounting policies and the reported amounts of assets, liabilities, income and expenses and the disclosure of contingent liabilities on the date of the financial statements. Actual results could differ from those estimates. Estimates and assumptions are reviewed on an ongoing basis. Any revision to accounting estimates are recognized prospectively in current and future periods. Information about judgments made in applying



[Handwritten signatures]



accounting policies that have the most significant effects on the amounts recognized in the financial statements is included in the following notes:

Significant estimates

Useful lives of depreciable/amortizable assets – Management reviews its estimate of the useful lives of depreciable/amortizable assets at each reporting date, based on the expected utility of the assets. Uncertainties in these estimates relate to technical and economic obsolescence that may change the utility of assets.

Defined benefit obligation (DBO) – Management’s estimate of the DBO is based on underlying assumptions such as standard rates of inflation, mortality, discount rate and anticipation of future salary increases. Variation in these assumptions may significantly impact the DBO amount and the annual defined benefit expenses.

Recognition of deferred tax assets – The extent to which deferred tax assets can be recognized is based on an assessment of the probability of the future taxable income against which the deferred tax assets can be utilized.

Significant judgments

Contingent liabilities – At each balance sheet date, on the basis of the management judgment, changes in facts and legal aspects, the Company assesses the requirement of disclosure against the outstanding contingent liabilities. However, the actual future outcome may be different from this judgement.

Impairment of financial assets – At each balance sheet date, based on historical default rates observed over expected life, the management assesses the expected credit loss on outstanding financial assets.

Evaluation of indicators for impairment of assets – The evaluation of applicability of indicators of impairment of assets requires assessment of several external and internal factors which could result in deterioration of recoverable amount of the assets.

Classification of leases – The Company enters into leasing arrangements for various premises. The assessment (including measurement) of the lease is based on several factors, including, but not limited to, transfer of ownership of leased asset at end of lease term, lessee’s option to extend/terminate etc. After the commencement date, the Company reassesses the lease term if there is a significant event or change in circumstances that is within its control and affects its ability to exercise or not to exercise the option to extend or to terminate.

e. Measurement of fair values

A number of the Company’s accounting policies and disclosures require measurement of fair values, for both financial and non-financial assets and liabilities. The Company has an established control framework with respect to measurement of fair values. This includes treasury division which is responsible for overseeing all significant fair value measurements, including Level 3 fair values, and report directly to chief financial officer.

Fair values are categorised into different levels in a fair value hierarchy based on the inputs used in the valuation techniques as follows.



R KH [Signature] [Signature]



Level 1: Quoted prices (unadjusted) in active markets for financial instruments.

Level 2: The fair value of financial instruments that are not traded in an active market is determined using valuation techniques which maximize the use of observable market data rely as little as possible on entity specific estimates.

Level 3: If one or more of the significant inputs is not based on observable market data, the instrument is included in level 3.

When measuring the fair value of an asset or liability, the Company uses observable market data as far as possible. The Company recognises transfers between levels of the fair value hierarchy at the end of the reporting period during which the changes have occurred.

f. Principles of consolidation

Equity accounted investees

The Group's interest in equity accounted investees comprise interests in joint venture.

A joint venture is an agreement in which the Group has joint control and has right to the net assets of the arrangement, rather than rights to its assets and obligations for its liabilities.

Interest in joint ventures are accounted for using the equity method. They are initially recognized at cost which includes the transaction costs. Subsequent to initial recognition, the consolidated financial statements includes the Group's share of Profit and Loss and other Comprehensive Income (OCI) of equity-accounted investee until the date on which significant influence or joint control ceases.

Transactions elimination on consolidation

Intra-group balances and transactions, and any unrealized income and expenses arising from intra-group transactions, are eliminated. Unrealised gains arising from transaction with equity accounted investees are eliminated against the investment to the extent of the Group's interest in the investee. Unrealised losses are eliminated in the same way as unrealized gains, but only to the extent that there is no evidence of impairment.

2A. Significant accounting policies

(a) Current-non-current classification

All assets and liabilities are classified into current and non-current.

Assets

An asset is classified as current when it satisfies any of the following criteria:


- a) it is expected to be realised in, or is intended for sale or consumption in, the normal operating cycle;
- b) it is held primarily for the purpose of being traded;
- c) it is expected to be realised within 12 months after the reporting date; or
- d) it is cash or cash equivalent unless it is restricted from being exchanged or used to settle a liability for at least 12 months after the reporting date.

Current assets include the current portion of non-current financial assets. All other assets are classified as non-current.

Liabilities

A liability is classified as current when it satisfies any of the following criteria:

- a) it is expected to be settled in the normal operating cycle;
- b) it is held primarily for the purpose of being traded;
- c) it is due to be settled within 12 months after the reporting date; or




R

KU

[Handwritten signature]

[Handwritten signature]



- d) the company does not have an unconditional right to defer settlement of the liability for at least 12 months after the reporting date. Terms of a liability that could, at the option of the counterparty, result in its settlement by the issue of equity instruments do not affect its classification.

Current liabilities include current portion of non-current financial liabilities. All other liabilities are classified as non-current.

Operating cycle

Operating cycle is the time between the acquisition of assets for processing and their realisation in cash or cash equivalents. The Company has determined its operating cycle as 12 months for the purpose of classification of its assets and liabilities as current and non-current.

(b) Foreign currency transactions

i. Initial recognition

Transactions in foreign currencies are translated into the functional currency of the Company at the exchange rates at the date of the transaction.

ii. Measurement at reporting date

Monetary assets and liabilities denominated in foreign currencies are translated into the functional currency at the exchange rate at the reporting date. Non-monetary assets and liabilities that are measured based on historical cost in a foreign currency are translated at the exchange rate at the date of the transaction. Exchange differences on restatement/ settlement of all monetary items are recognized in the statement of profit and loss.

(c) Financial instruments

A financial instrument is any contract that gives rise to a financial asset of one entity and a financial liability or equity instrument of another entity.

i. Recognition and initial measurement

Financial assets and financial liabilities are recognised when the Company becomes a party to the contractual provisions of the instrument and are measured initially at fair value adjusted for transaction costs, except for those carried at fair value through Profit and Loss which are measured initially at fair value.

ii. Classification and subsequent measurement

Financial assets


On initial recognition, a financial asset is classified as measured at

- amortized cost; or
- fair value through profit or loss ('FVTPL')

Financial assets are not reclassified subsequent to their initial recognition, except if and in the period the Company changes its business model for managing financial assets.

A financial asset is measured at amortized cost if it meets both of the following conditions:

- the asset is held within a business model whose objective is to hold assets to collect contractual cash flows and
- the contractual terms of the financial asset give rise on specified dates to cash flows that



R KH

[Handwritten signature]

[Handwritten signature]



are solely payments of principal and interest on the principal amount outstanding.

All financial assets not classified as measured at amortized cost as described above are measured at FVTPL.

Financial liabilities

Financial liabilities are classified as measured at amortized cost or FVTPL. A financial liability is classified as at FVTPL if it is classified as held for trading, or it is a derivative or it is designated as such on initial recognition. Financial liabilities at FVTPL are measured at fair value and net gains and losses, including any interest expense, are recognized in statement of profit or loss. Other financial liabilities are subsequently measured at amortized cost using the effective interest method. The Company does not have any fixed liabilities under the category of FVTPL.

iii. Derecognition

Financial assets

The Company de-recognises a financial asset when the contractual rights to the cash flows from the financial asset expire, or it transfers the rights to receive the contractual cash flows in a transaction in which substantially all of the risks and rewards of ownership of the financial asset are transferred or in which the Company neither transfers nor retains substantially all of the risks and rewards of ownership and does not retain control of the financial asset.

Investments in equity instruments of joint venture is accounted for at cost in accordance with Ind AS 27 Separate Financial Statements.

Financial liabilities

The Company de-recognises a financial liability when its contractual obligations are discharged or cancelled, or expire. The Company also de-recognises a financial liability when its terms are modified and the cash flows under the modified terms are substantially different. In this case, a new financial liability based on the modified terms is recognized at fair value. The difference between the carrying amount of the financial liability extinguished and the new financial liability with modified terms is recognized in statement of profit and loss.

iv. Offsetting

Financial assets and financial liabilities are offset and the net amount presented in the balance sheet when, and only when, the Company currently has a legally enforceable right to set off the amounts and it intends either to settle them on a net basis or to realize the asset and settle the liability simultaneously.

(d) Property, plant and equipment

i. Recognition and measurement

Items of property, plant and equipment are initially measured at cost of acquisition or construction which includes capitalized borrowing cost. The cost of an item of property, plant and equipment comprises its purchase price, including import duties and other non-refundable purchase taxes or levies, any directly attributable cost of bringing the asset to its working condition for its intended use and estimated cost of dismantling and removing the item and restoring the site on which it is located. Trade discounts and rebates are deducted in arriving at the purchase price. After initial



PKH

Handwritten signature

Handwritten signature



recognition, items of property, plant and equipment are carried at its cost less any accumulated depreciation and / or accumulated impairment loss, if any.

The cost of a self-constructed item of property, plant and equipment comprises the cost of materials and direct labor, any other costs directly attributable / allocable to bring the item to working condition for its intended use.

If significant parts of an item of property, plant and equipment have different useful lives, then they are accounted for as separate items (major components) of property, plant and equipment.

Gains or losses arising on sale/disposal of items of property, plant and equipment are recognized in statement of profit and loss.

Capital work-in-progress comprises the cost of fixed assets that are not ready for their intended use at the reporting date.

ii. Subsequent expenditure

Subsequent expenditure is capitalized only if it is probable that the future economic benefits associated with the expenditure will flow to the Company.

iii. Depreciation

Depreciation on items of property, plant and equipment is provided on the straight-line method based on the estimated useful life of each asset as determined by the management. Depreciation is charged over the number of shift a plant or equipment is used in the business in accordance with schedule II of the Companies Act. Depreciation for assets purchased during the year is proportionately charged i.e. from the date on which asset is ready for use. Depreciation for assets sold during the year is proportionately charged i.e. up to the date on which asset is disposed off.

The useful lives have been determined based on internal evaluation done by management and are in line with the estimated useful lives, to the extent prescribed by the Schedule II of the Companies Act.

	Life in Years
Buildings	30
Plant and machinery	15
Electrical installations	10
Furniture and fixtures	10
Office equipments	5
Vehicles	8
Dies and Moulds	7 to 10
Computers	3

Hangers and trollies are amortised based on physical availability and technical assessment at year end.

Depreciation method, useful lives and residual values are reviewed at each financial year-end and adjusted if appropriate.

Modification or extension to an existing asset, which is of capital nature, and which becomes an integral part thereof is depreciated prospectively over the remaining useful life of that asset.



R K

[Signature]

[Signature]



(e) **Intangible Assets**

i. **Recognition and initial measurement**

Intangible assets that are acquired by the Company are measured initially at cost. After initial recognition, an intangible asset is carried at its cost less any accumulated amortization and any accumulated impairment loss.

ii. **Subsequent expenditure**

Subsequent expenditure is capitalized only if it is probable that the future economic benefits associated with the expenditure will flow to the Company.

iii. **Amortisation**

Technical know-how is being amortized over a period of seven years on a straight line basis.

Computer software is being amortized over a period of six years on a straight line basis.

Goodwill

Represents amounts paid over the identifiable assets towards Business Takeover transaction is carried forward based on assessment of benefits arising from such goodwill in future. Such expenditure is impaired on fair value method in future years.

Distribution network

Represents allocation of amounts paid towards Business Takeover transaction is carried forward based on assessment of benefits arising from such network in future. Such expenditure is amortized on period of ten years on straight line basis.

The above periods also represent the management's estimation of economic useful life of the respective intangible assets.

Amortisation method, useful lives and residual values are reviewed at each financial year-end and adjusted if appropriate.

(f) **Inventories**

Inventories which comprise of raw material, work in progress, finished goods and stores and spares are valued at the lower of cost and net realisable value. Cost of inventories comprises all cost of purchase, cost of conversion and other costs incurred in bringing the inventories to their present location and condition.

The basis of determining costs for various categories of inventories are as follows: -

Raw materials, components, stores and spares,
Packing, Loose Tools, gauges and instruments

- Weighted Average Method

Work-in-progress and finished goods

- Material cost plus appropriate proportion of
labour, manufacturing overheads.

Net realisable value is the estimated selling price in the ordinary course of business, less the estimated costs of completion and the estimated costs necessary to make the sale.

The net realisable value of work-in-progress is determined with reference to the selling prices of related finished goods. Raw materials held for use in production of finished goods are not written down below cost, unless their net realisable value is lower than cost, in which case they are written down to net realisable value. This is done in cases where material prices have declined, and it is estimated that the cost of the finished goods



R KH [Signature] [Signature]



will exceed its net realisable value. The comparison of cost and net realizable value is made on an item-by-item basis.

(g) Impairment

Impairment of financial assets

The Company recognizes loss allowances using the Expected Credit Loss (ECL) model for the financial assets which are not fair valued through profit or loss. Loss allowance for trade receivables with no significant financing component is measured at an amount equal to lifetime ECL. For all other financial assets, expected credit losses are measured at an amount equal to the 12-month ECL, unless there has been a significant increase in credit risk from initial recognition, in which case those financial assets are measured at lifetime ECL. The changes (incremental or reversal) in loss allowance computed using ECL model, are recognised as an impairment gain or loss in the statement of profit and loss.

Impairment of non-financial assets

The Company's non-financial assets are reviewed at each reporting date to determine if there is indication of any impairment. If any indication exists, the asset's recoverable amount is estimated. Assets that do not generate independent cash flows are grouped together into cash generating units (CGU). An impairment loss is recognised whenever the carrying amount of an asset or its cash generating unit exceeds its recoverable amount. Impairment losses are recognised in statement of profit and loss. An impairment loss is reversed if there has been a change in the estimates used to determine the recoverable amount. An impairment loss is reversed only to the extent that the asset's carrying amount does not exceed the carrying amount that would have been determined net of depreciation or amortisation, if no impairment loss had been recognised.

(h) Employee benefits

Defined Contribution Plans:

The Company makes payments to defined contribution plans such as provident fund and employees' state insurance. The Company has no further payment obligations once the contributions have been paid. The contributions are accounted for as defined contribution plans and the contributions are recognised as employee benefit expense when they are due. Prepaid contributions are recognised as an asset to the extent that a cash refund or a reduction in the future payments is available.

Short-term employee benefits

Employee benefits payable within twelve months of receiving employee services are classified as short-term employee benefits. These benefits include salaries and wages, bonus, etc. The undiscounted amount of short-term employee benefits to be paid in exchange for employee services is recognised as an expense in statement of profit and loss as the related service is rendered by employees.

Defined Benefit Plans:

The liability or asset recognised in the balance sheet in respect of defined benefit gratuity plans is the present value of the defined benefit obligation at the end of the reporting period less the fair value of plan assets. The defined benefit obligation is calculated annually by actuaries using the projected unit credit method.

The net interest cost is calculated by applying the discount rate to the balance of the defined benefit obligation less the fair value of plan assets. This cost is included in employee benefit expense in the statement of profit and loss.



R *KH* *[Signature]*

[Signature]



Remeasurement gains and losses arising from experience adjustments and changes in actuarial assumptions are recognised in the period in which they occur, directly in other comprehensive income. They are included in retained earnings in the statement of changes in equity and in the balance sheet.

Changes in the present value of the defined benefit obligation resulting from plan amendments or curtailments are recognised immediately in profit or loss as past service cost.

Other long-term employee benefits:

Other long-term employee benefits are recognised as an expense in the statement of profit and loss as and when they accrue. The Company determines the liability using the Projected Unit Credit Method, with actuarial valuations carried out as at the balance sheet date. Actuarial gains and losses in respect of such benefits are charged to the statement of profit and loss.

(i) Provisions

A provision is recognised if, as a result of a past event, the Company has a present obligation that can be estimated reliably, and it is probable that an outflow of economic benefits will be required to settle the obligation. Provisions are recognised at the best estimate of the expenditure required to settle the present obligation at the balance sheet date.

(j) Revenue recognition

Revenue is recognised to the extent that it is probable that the economic benefits will flow to the Company and the revenue can be reliably measured, regardless of when the payment is being made. Revenue is measured at the fair value of the consideration received or receivable, taking into account contractually defined terms of payment and excluding taxes or duties collected on behalf of the government.

However, / Goods and Services Tax (GST) is not received by the Company on its own account. Rather, it is tax collected on value added to the commodity or supplies made by the seller on behalf of the government. Accordingly, it is excluded from revenue.

Sale of goods

Revenue is measured at the fair value of the consideration received or receivable.

Further, revenue from sale of goods is recognized based on a 5-Step Methodology which is as follows:

- Step 1: Identify the contract(s) with a customer
- Step 2: Identify the performance obligation in contract
- Step 3: Determine the transaction price
- Step 4: Allocate the transaction price to the performance obligations in the contract
- Step 5: Recognise revenue when (or as) the entity satisfies a performance obligation

Revenue is measured based on the transaction price, which is the consideration, adjusted for volume discounts, service level credits, performance bonuses, price concessions, staggered discount on early payments and incentives, if any, as specified in the contract with the customer. Revenue also excludes taxes collected from customers.

Rendering of services

Revenue from services provided is recognised upon rendering of the services, in accordance with the agreed terms with the customers where ultimate collection of the revenue is reasonably expected.



P. K. M. S.

Key St



Other operating revenue

All export benefits under various policies of Government of India are recognised on accrual basis when no significant uncertainties as to the amount of consideration that would be derived and as to its ultimate collection exist.

Other income

Interest income is recognised on accrual basis using the effective interest method.

(k) Government grants

Government grants related to property, plant and equipment are included in the non-current liabilities as deferred income and are credited to Profit and loss on the basis of fulfillment of export obligation and presented within other income in accordance with the primary conditions associated with purchase of assets and related grants.

Export benefit entitlements are recognised in the statement of profit and loss when the right to receive benefit is established in respect of the exports made and the realisation is reasonably certain.

(l) Leases

A lease is defined as 'a contract, or part of a contract, that conveys the right to use an asset (the underlying asset) for a period of time in exchange for consideration'.

Classification of leases

The Company enters into leasing arrangements for various assets. The assessment of the lease is based on several factors, including, but not limited to, transfer of ownership of leased asset at end of lease term, lessee's option to extend/purchase etc.

Recognition and initial measurement

At lease commencement date, the Company recognises a right-of-use asset and a lease liability on the balance sheet. The right-of-use asset is measured at cost, which is made up of the initial measurement of the lease liability, any initial direct costs incurred by the Company, an estimate of any costs to dismantle and remove the asset at the end of the lease (if any), and any lease payments made in advance of the lease commencement date (net of any incentives received).

Subsequent measurement

The Company depreciates the right-of-use assets on a straight-line basis from the lease commencement date to the earlier of the end of the useful life of the right-of-use asset or the end of the lease term. The Company also assesses the right-of-use asset for impairment when such indicators exist.

At lease commencement date, the Company measures the lease liability at the present value of the lease payments unpaid at that date, discounted using the interest rate implicit in the lease if that rate is readily available or the Company's incremental borrowing rate. Lease payments included in the measurement of the lease liability are made up of fixed payments (including in substance fixed payments) and variable payments based on an index or rate. Subsequent to initial measurement, the liability will be reduced for payments made and increased for interest. It is re-measured to reflect any reassessment or modification, or if there are changes in in-substance fixed payments. When the lease liability is re-measured, the corresponding adjustment is reflected in the right-of-use asset.



[Handwritten signatures]

[Handwritten signature]



The Company has elected to account for short-term leases using the practical expedients. Instead of recognising a right-of-use asset and lease liability, the payments in relation to these are recognised as an expense in statement of profit and loss on a straight-line basis over the lease term.

(m) Income-tax

Tax expense recognised in statement of profit and loss comprises the sum of deferred tax and current tax not recognised in other comprehensive income or directly in equity.

Current tax is determined as the tax payable in respect of taxable income for the year and is computed in accordance with relevant tax regulations. Current income tax relating to items recognised outside profit or loss is recognised outside profit or loss (either in other comprehensive income or in equity).

Deferred tax is recognised in respect of temporary differences between carrying amount of assets and liabilities for financial reporting purposes and corresponding amount used for taxation purposes. Deferred tax assets on unrealised tax loss are recognised to the extent that it is probable that the underlying tax loss will be utilised against future taxable income. This is assessed based on the Company's forecast of future operating results, adjusted for significant non-taxable income and expenses and specific limits on the use of any unused tax loss. Unrecognised deferred tax assets are re-assessed at each reporting date and are recognised to the extent that it has become probable that future taxable profits will allow the deferred tax asset to be recovered.

Deferred tax assets and liabilities are measured at the tax rates that are expected to apply in the year when the asset is realised or the liability is settled, based on tax rates (and tax laws) that have been enacted or substantively enacted at the reporting date. Deferred tax relating to items recognised outside statement of profit and loss is recognised outside statement of profit or loss (either in other comprehensive income or in equity).


Unused tax credit (Minimum alternate tax ('MAT') credit entitlement) is recognized as an asset only when and to the extent there is convincing evidence that the Company will pay normal income tax during the specified period. In the year in which such credit becomes eligible to be recognized as an asset, the said asset is created by way of a credit to the statement of profit and loss and shown as unused tax credit. The Company reviews the same at each balance sheet date and writes down the carrying amount of unused tax credit to the extent it is not reasonably certain that the Company will pay normal income tax during the specified period.

(n) Earnings per share

Basic earnings per share are calculated by dividing the net profit for the year attributable to equity shareholders by the weighted average number of equity shares outstanding during the year. Diluted earnings per share is computed using the weighted average number of equity shares and dilutive potential equity shares outstanding during the year end, except where the results would be anti-dilutive.

(o) Contingent liabilities and contingent assets

A contingent liability exists when there is a possible but not probable obligation, or a present obligation that may, but probably will not, require an outflow of resources, or a present obligation whose amount cannot be estimated reliably. Contingent liabilities do not warrant provisions, but are disclosed. Contingent assets are neither recognised nor disclosed in the financial statements. However, contingent assets are assessed continually and if it is virtually certain that an inflow of economic benefits will arise, the asset and related income are recognised in the period in which the change occurs.



R
K4
[Handwritten signature]

[Handwritten signature]



(p) Cash and cash equivalents

Cash and cash equivalents for the purpose of cash flow statement comprise balance with banks and in hand and demand deposits.

(q) Borrowing cost

Borrowing costs directly attributable to acquisition, construction or erection of qualifying assets are capitalised. Capitalisation of borrowing costs ceases when substantially all the activities necessary to prepare the qualifying assets for their intended use are complete.

Other borrowing costs are recognised as an expense in the statement of profit and loss in the year in which they are incurred.

(r) Derivative financial instruments

The Company holds derivative financial instruments contracts to mitigate the risk of changes in exchange rates on foreign currency exposures. The counterparty for these contracts is generally a bank. Apart from this derivatives are used as short term investment instruments as a treasury management function.

Derivatives are recognized initially at fair value and attributable transaction costs are recognized in net profit in the statement of profit and loss. Subsequent to initial recognition, the derivatives are measured at fair value through statement of profit and loss and the resulting exchange gains or losses are included in other income.

(s) Recent accounting pronouncements

Amendments to Schedule III of the Act

On 24 March 2021, the Ministry of Corporate Affairs ("MCA") through a notification, amended Schedule III of the Act. The amendments revise Division I, II and III of Schedule III and are applicable from 1 April 2021. The revised Division II which relate to companies whose financial statements are required to comply with Companies (Indian Accounting Standards) Rules 2015, as amended, prescribes amendments for various additional disclosures. The Company is evaluating the requirements of these amendments and their impact on the consolidated financial statements.

Standards/amendments issued but not yet effective

Amendment to Ind AS 116, Leases

On 18 June 2021, Ministry of Corporate Affairs ("MCA") has issued an updated amendment to Ind AS 116 in respect of rent concessions occurring as a direct consequence of the Covid-19 pandemic. The effective date of these amendments is 1 April 2021. The Company is evaluating the requirements of these amendments and their impact on the consolidated financial statements.



R

KM

A handwritten signature in black ink.

A handwritten signature in black ink.




3 Property, plant and equipment and capital work-in-progress												
Particulars	Factory Land	Leasehold land	Buildings	Plant and equipment	Electrical installation	Office equipments	Computers	Furniture and fixtures	Hangers, trolleys, dies and moulds	Vehicles	Total	Capital work-in-progress
Gross block												
As at 1 April 2019	8,013.46	406.17	6,919.75	23,795.49	1,758.56	236.51	385.45	396.48	3,868.87	1,169.31	46,850.05	6,063.74
Additions	-	(406.17)	3,106.40	4,470.11	346.74	48.89	22.14	117.54	528.77	99.96	8,740.55	3,168.99
Less: Transfer to ROU on account of transition to Ind AS 116	-	-	-	(195.79)	-	(1.27)	(2.72)	-	(131.50)	(196.14)	(406.17)	-
Disposal / adjustments	-	-	10,026.15	28,065.81	2,106.30	284.13	304.87	514.02	4,266.08	1,973.13	54,652.95	(7,675.87)
As at 31 March 2020	8,013.46	-	-	28,660.71	132.70	140.09	73.29	330.93	4,376.88	25.59	4,864.56	3,264.64
Additions	-	-	1,063.57	2,860.71	(31.30)	(10.60)	(5.29)	(4.00)	(131.58)	-	(416.61)	(3,838.61)
Disposal / adjustments	-	-	-	(233.84)	-	-	-	-	-	-	-	-
As at 31 March 2021	8,013.46	-	11,089.72	30,492.68	2,206.70	433.62	372.87	840.95	4,572.18	1,098.72	59,100.90	982.89
Accumulated depreciation												
As at 1 April 2019	-	-	624.44	6,908.26	544.63	145.58	173.08	151.89	1,087.11	280.80	9,915.79	-
Change for the year	-	-	244.60	2,881.89	211.56	35.69	44.45	50.38	832.35	146.61	4,447.54	-
Disposal / adjustments	-	-	-	(62.07)	-	(0.93)	(2.35)	-	(41.37)	(134.13)	(240.86)	-
As at 31 March 2020	-	-	869.04	9,728.08	756.19	180.34	215.18	202.27	1,878.09	293.28	14,122.47	-
Charge for the year	-	-	353.95	2,978.01	230.77	47.48	46.57	77.47	544.24	134.20	4,412.69	-
Disposal / adjustments	-	-	-	(161.24)	(19.65)	(8.63)	(3.08)	(2.08)	(49.51)	-	(244.19)	-
As at 31 March 2021	-	-	1,222.99	12,544.85	967.31	219.19	258.67	277.66	2,373.82	427.48	18,290.97	-
Net Block												
As at 31 March 2021	8,013.46	-	9,866.73	17,947.83	1,239.39	194.43	114.20	563.29	2,199.36	671.24	40,809.93	982.89
As at 31 March 2020	8,013.46	-	9,157.11	18,337.73	1,349.11	103.79	89.69	311.75	2,387.99	779.85	40,530.48	1,556.86


3.1 Capital work in progress mainly comprises of addition of building related work incurred on new factory at Manesar and plant and equipment procured.

3.2 refer note 36 for disclosure of contractual commitments for the acquisition of property, plant and equipment.

3.3 refer note 15 for disclosure of information on property, plant and equipment given as security by the Company.



Handwritten initials and signature: "K km" and a signature.



Handwritten signature: "Ajay Ar"

3 Property, plant and equipment and capital work-in-progress (continued)

3.4 Assets classified as held for sale

The Company was allotted plot no. GH-33 situated at Sector-1, IMT Manesar, Gurugram, by Haryana State Industrial and Infrastructure Development Corporation ("HSIIDC") vide RLA no. HSIIDC/CGHS/Manesar/2007/599-600 dated 8 January 2007 for the purpose of building a group housing project. Subsequently, the Company has constructed an apartment building on this land including car parking and service basement, known as "ASK Greens" according to scheme of HSIIDC. During the financial year 2017-18, upon completion of construction of flats, the Company filed a deed of declaration with sub-registrar, Manesar, thereby converting the said land and building into 40 flats having a total value of INR 3,640 Lakhs. The said group housing flats has been classified as held for sale, details as follows:

Particulars	Amount
Assets held for sale as at 1 April 2019	2,822.00
Cost of group housing flats sold during the year	1,062.00
Assets held for sale as at 31 March 2020	1,760.00
Cost of group housing flats sold during the year	1,336.00
Assets held for sale as at 31 March 2021	424.00

4A Right of use assets

Gross block	Total
As at 1 April 2019	-
Transfer from Property plant & equipment on account of Ind AS 116	406.17
Addition on account of transition to Ind AS 116 (refer note 40)	187.16
Additions	1,302.57
Disposal	-
As at 31 March 2020	1,895.90
Additions	82.07
Disposal	(1,042.48)
As at 31 March 2021	935.49
Amortization	-
As at 1 April 2019	-
Charge for the year	576.80
Disposals	-
As at 31 March 2020	576.80
Charge for the year	623.35
Disposals	(1,042.48)
As at 31 March 2021	157.67
Net Block	-
As at 31 March 2021	777.82
As at 31 March 2020	1,319.10

4B Intangible assets

Gross block	Goodwill	Distribution Network	Computer Software	Technical Know How	Total
As at 1 April 2019	18,191.01	493.00	545.31	160.60	19,389.92
Additions	-	-	13.36	-	13.36
Disposal	-	-	-	-	-
As at 31 March 2020	18,191.01	493.00	558.67	160.60	19,403.28
Additions	-	-	6.53	-	6.53
Disposal	-	-	(2.08)	-	(2.08)
As at 31 March 2021	18,191.01	493.00	563.12	160.60	19,407.73
Amortization	-	49.30	217.76	77.46	344.52
As at 1 April 2019	-	49.30	217.76	77.46	344.52
Charge for the year	-	49.30	88.63	22.36	160.29
Disposals	-	-	-	-	-
As at 31 March 2020	-	98.60	306.39	99.82	504.81
Charge for the year	-	49.30	84.65	19.30	153.25
Disposals	-	-	(2.08)	-	(2.08)
As at 31 March 2021	-	147.90	388.96	119.12	655.98
Net Block	-	-	-	-	-
As at 31 March 2021	18,191.01	345.10	174.16	41.48	18,751.75
As at 31 March 2020	18,191.01	394.40	252.28	60.78	18,898.47

4B.1 The Company does not have any outstanding contractual commitments to purchase any items of intangible assets.



A 124



5	Investments	As at 31 March 2021		As at 31 March 2020	
		Nos	Amount	Nos	Amount
	Non current				
	Unquoted				
	In joint ventures				
	ASK Fras-Le Friction Private Limited (face value INR 10 each)	3,11,15,000	339.52	3,11,15,000	779.42
	Total (equity instruments)		339.52		779.42
	Aggregate amount of non current investments		339.52		779.42
	Current				
	Quoted				
	Investment in equity instruments (fully paid up)				
	Valued at fair value through profit or loss		-		833.12
	Aggregate amount of current investments		-		833.12
5A	Loans	As at 31 March 2021		As at 31 March 2020	
		Current	Non-current	Current	Non-current
	Loans to related parties				
	Unsecured Loan to ASK Fras-le Friction Pvt. Ltd.	-	1,066.50	-	1,066.50
	Total Loans	-	1,066.50	-	1,066.50
	Loan given to ASK Fras-le Friction Pvt. Ltd (Joint Venture) is receivable in 4 equal yearly installments of INR 266.625 Lakhs commencing from 20 January 2024 and carries Interest rate of 9% p.a receivable on quarterly intervals.				
6	Other financial assets	As at 31 March 2021		As at 31 March 2020	
		Current	Non-current	Current	Non-current
	Unsecured, considered good unless otherwise stated				
	Deposits with original maturity for more than 12 months (refer note 12)	-	24.32	-	19.74
	Security deposits	1.07	822.12	-	835.76
	Goods and service tax budgetary support receivable	-	-	1,103.43	-
	Advance for investment	-	-	105.48	-
	Other financial assets	54.52	-	18.56	-
	Total other financial asset	55.59	846.44	1,227.47	855.50
7	Non-current tax assets (net)	As at 31 March 2021		As at 31 March 2020	
	Advance income tax*		469.77		802.63
	Total non-current tax assets (net)		469.77		802.63
	*Net of provisions for income tax		7,359.46		12,202.13
8	Other assets	As at 31 March 2021		As at 31 March 2020	
		Current	Non-current	Current	Non-current
	Unsecured, considered good unless otherwise stated				
	Advances to suppliers	62.06	-	121.30	-
	Prepaid expenses	173.18	25.88	156.80	27.18
	Capital advances	-	570.25	-	84.41
	Advance to employees	24.47	-	5.16	-
	Balances with government authorities	108.24	2.16	78.54	2.16
	GST Recoverable on goods in transit	294.31	-	419.41	-
	Other assets	47.20	-	-	-
	Total other assets	709.46	598.29	781.21	113.75
9	Inventories	As at 31 March 2021		As at 31 March 2020	
	Valued at lower of cost or net realisable value				
	Raw materials*		2,500.76		2,187.31
	Work-in-progress		2,887.41		2,657.09
	Finished goods**		4,464.36		2,968.85
	Packing material		318.14		277.31
	Stores and spares including loose tools		1,097.42		1,213.23
	Total Inventories		11,268.09		9,303.79
	*Includes raw material in transit		46.91		101.51
	**Includes sale of goods in transit		2,157.73		1,436.19



R KM

[Handwritten signature]

[Handwritten signature]



10 Trade receivables	As at 31 March 2021	As at 31 March 2020
Unsecured		
Receivable from related parties (refer note 39)	39.15	8.80
Receivable from others		
Trade receivables considered good - Unsecured	13,231.26	7,219.40
Trade receivables which have significant increase in credit risk	46.67	-
Total	13,317.08	7,228.20
Less: Provision for impairment	(46.67)	-
Total trade receivables	13,270.41	7,228.20

Trade receivables are non-interest bearing and are generally on terms of 30 to 60 days.
Refer note 38(B)(1)(a) for details of Company's credit risk policy and exposure.
Refer note 39 for amount of Trade receivable from related party.

11 Cash and cash equivalents	As at 31 March 2021	As at 31 March 2020
Balance with Banks		
- In current accounts	1,846.95	331.59
Cash on hand	5.70	4.04
Total cash and cash equivalents	1,852.65	335.63

There are no repatriation restrictions with regard to cash and cash equivalents as at the end of the reporting period and prior period.

12 Other bank balances	As at 31 March 2021	As at 31 March 2020
Balances with banks:*		
Deposits with original maturity of less than three months	-	2.28
Deposits with original maturity of more than three months but less than 12 months	14.32	17.26
Deposits with original maturity of more than 12 months	24.32	19.74
	38.64	39.28
Amount disclosed as "Other financial assets" (refer note 6)	(24.32)	(19.74)
Total other bank balances	14.32	19.54

* Margin Money with bank (for guarantees to customers and government authorities) amounting to INR 35.59 lakhs (31 March 2020 INR 36.57 lakhs). The above amount includes interest accrued on fixed deposits amounting to INR 3.05 lakhs (31 March 2020 INR 2.71 lakhs.)

There are no repatriation restrictions with regard to other bank balances as at the end of the reporting period and prior period.

13 Equity share capital	As at 31 March 2021		As at 31 March 2020	
	Nos	Amount	Nos	Amount
(i) Authorised share capital				
Equity shares of face value INR 2 each (31 March 2020: INR 2 each)	22,50,00,000	4,500.00	6,25,00,000	1,250.00
	22,50,00,000	4,500.00	6,25,00,000	1,250.00
(ii) Issued, subscribed and fully paid-up shares				
Equity shares of face value INR 2 each (31 March 2020: INR 2 each)	20,34,42,600	4,068.85	5,08,60,650	1,017.21
Total equity share capital	20,34,42,600	4,068.85	5,08,60,650	1,017.21

(iii) Reconciliation of the shares outstanding at the beginning and at the end of the year

Equity shares	As at 31 March 2021		As at 31 March 2020	
	Nos	Amount	Nos	Amount
Authorised share capital				
At the beginning of the year	6,25,00,000	1,250.00	6,00,00,000	1,200.00
Addition on merger (refer note (viii) below)	-	-	25,00,000	50.00
Increased during the year	16,25,00,000	3,250.00	-	-
As at the end of the year	22,50,00,000	4,500.00	6,25,00,000	1,250.00
Issued, subscribed and paid-up share capital				
At the beginning of the year	5,08,60,650	1,017.21	4,44,70,650	889.41
Share issued during the year (refer note (vi) below)	-	-	63,90,000	127.80
Bonus Share issued during the year (refer note (vii) below)	15,25,81,950	3,051.64	-	-
Outstanding at the end of the year	20,34,42,600	4,068.85	5,08,60,650	1,017.21

(iv) Terms/rights attached to equity shares

The Company has only one class of equity shares having face value of INR 2 per share. All the existing equity shares rank pari passu in all respects including but not limited to entitlement for dividend, bonus issue and right issue. In the event of liquidation, the equity shareholders are eligible to receive the remaining assets of the Company after settling of all liabilities, in proportion to their shareholding.

(v) Details of shareholders holding more than 5% shares in the Company


Equity shares of face value INR 2 each (31 March 2020: INR 2 each)	As at 31 March 2021		As at 31 March 2020	
	Nos	% of Holding	Nos	% of Holding
Mr. Kuldip Singh Rathee	8,77,88,400	43.15%	2,19,47,100	43.15%
Mrs. Vijay Rathee	6,36,76,200	31.30%	1,59,19,050	31.30%
Mr. Aman Rathee	2,37,90,000	11.69%	59,47,500	11.69%
Mr. Prashant Rathee	2,81,88,000	13.86%	70,47,000	13.86%
	20,34,42,600	100.00%	5,08,60,650	100.00%

(vi) In previous year Shares issued pursuant to scheme of merger 6,390,000 Equity shares face value of Rs. 2 each.



R KY

Kajal



(vii) Aggregate number of equity shares issued as bonus and shares issued for consideration other than cash for the period of five years immediately preceding the reporting date.

Equity shares of face value INR 2 each	For the year ended				
	31-Mar-2021	31-Mar-2020	31-Mar-2019	31-Mar-2018	31-Mar-2017
Equity shares allotted as fully paid bonus shares by capitalization of reserves					
- number of shares	15,25,81,950	-	-	4,23,53,000	-

(viii) Pursuant to scheme of merger of A.A. Autotech Pvt. Ltd.

14 Other equity	As at 31 March 2021	As at 31 March 2020
General reserve		
Balance at the beginning of the year	10.05	10.05
	<u>10.05</u>	<u>10.05</u>
Share pending issuance		
Balance at the beginning of the year	-	127.80
Add: Additions	-	-
Less: Shares issued the year pursuant to scheme of merger	-	(127.80)
	<u>-</u>	<u>-</u>
Capital redemption reserve		
Balance at the beginning of the year	8.00	8.00
	<u>8.00</u>	<u>8.00</u>
Securities premium		
Balance at the beginning of the year	94.05	94.05
	<u>94.05</u>	<u>94.05</u>
Retained earnings@		
Balance at the beginning of the year	50,753.66	41,288.69
Add: Profit for the year	10,620.13	10,697.60
Add: Other comprehensive income	(43.78)	69.31
Less: Demerged pursuant to the scheme [#]	-	(1,013.06)
Less: Effect of first time implementation of Ind AS 116 (Leases)	-	(44.37)
Less: Interim dividend	(203.44)	(203.44)
Less: Dividend distribution tax on interim dividend	-	(41.07)
Less: Bonus shares issued during the year	(3,051.64)	-
Less: Bonus share issue expenses	(4.08)	-
Less: Expenses for increase in authorised share capital	(29.25)	-
	<u>58,041.60</u>	<u>50,753.66</u>
Total other equity	<u>58,153.70</u>	<u>50,865.76</u>

@This includes balance as on 31 March 2021 INR 26.78 Lakhs (Previous Year INR 70.56 Lakhs) arising on account of gain/(loss) booked on remeasurement of post employment benefits obligation through other comprehensive income.

[#] refer note 44

14.1 Nature and purpose of other equity

- **Capital redemption reserve:** This represents reserve created as per provisions of section 55 of the Companies Act, 2013 on redemption of 0% Non convertible redeemable preference shares.
- **General reserve:** This represents appropriation of profit by the Company and is available for distribution of dividend.
- **Securities premium:** This represents premium received on issue of shares.
- **Retained earnings:** This represents the net profits after all distributions and transfers to other reserves.
- **Other comprehensive income:** This represents balance arising on account of gain/(loss) booked on remeasurement of post employment benefits obligation through other comprehensive income.

14.2 Effective April 1, 2019, the Company adopted Ind AS 116, Leases and applied the standard to all lease contracts existing on April 1, 2019 using the modified retrospective method and has taken the cumulative adjustment to retained earnings, on the date of initial application.

15 Borrowings (non-current)	As at 31 March 2021	As at 31 March 2020
Secured borrowings		
Term loan		
From banks (note (i) to (iv))	5,401.53	13,677.15
	<u>5,401.53</u>	<u>13,677.15</u>
Total borrowings		
Less: Current maturities of long term borrowings (included in note 22)	1,134.53	5,006.93
Net borrowings (non-current)	<u>4,267.00</u>	<u>8,670.22</u>



R KH



Interest rates, repayment and other terms of the borrowings:

Particulars	As at	
	31 March 2021	31 March 2020
(i) HDFC Bank: Term Loan INR 6,400 Lakhs sanctioned (Total loan disbursed INR 6,000 Lakhs out of which INR 4,000 Lakhs was disbursed by way of take over of term loan from Kotak Mahindra Bank in April 2017 and INR 2,000 Lakhs as fresh disbursement in January 2018) is secured by exclusive charge on Personal immovable property of Directors situated at C-2/15 Vasant Vihar, New Delhi and Movable Fixed Assets acquired purchased out of this loan for Plant situated at Plot No. 166, Paiki Rampura, Gujarat. Out of total disbursement of INR 6000 Lakhs, Loan of INR 4,000 Lakhs was repayable in 48 monthly installments by July 2021, has been fully repaid during F/Y 2020-21 and Loan of INR 2000 Lakhs was repayable in 48 monthly installments and has been fully repaid during F/Y 2019-20. Rate of interest is 1 year MCLR+<Spread>.	-	1,087.28
(ii) Kotak Mahindra Bank Ltd.: Term Loan INR 175,00 lakhs sanctioned and availed for payment to respective business owners against business purchase agreement and is secured by exclusive charge on Immovable Property being land and building situated at Plot No. 28, Sector-4, Plot No. 155-156, Sector-5, and Plot No. 13-14, Sector-5 at IMT Manesar, Gurgaon-122050 (Haryana). The said loan is also secured by Personal Guarantee/s of Mr. K.S. Rathee, Mrs. Vijay Rathee, Mr. Prashant Rathee and Mr. Aman Rathee, being Directors of the Company. The loan was disbursed in August 2018 with a moratorium period of 6 months, repayable by June 2023. During the F.Y 2019-20, the prepayment of INR 4300 Lakhs was done by Company's own funds. Further, prepayment of INR 5205 Lakhs was done during the F.Y 2020-21 by Company's own funds and loan has been fully repaid in March 2021. Rate of interest is 3 months MCLR + <Spread>.	-	8,333.17
(iii) Kotak Mahindra Bank Ltd.: Term Loan INR 5,000 lakhs sanctioned and availed for purchase of Plant and Machinery and Construction of Building at Plot No.13-14, Sector-5, IMT Manesar, Gurgaon-122050 (Haryana) and is secured by exclusive charge on movable fixed assets acquired out of this loan at plant situated at Plot No. 13-14, Sector-5, IMT Manesar, Gurgaon and immovable property being land and building situated at Plot No.28, Sector-4, Plot No. 155-156, Sector-5, Plot No. 13-14, Sector-5, at IMT Manesar, Gurgaon-122050 (Haryana). The said loan is secured by Personal Guarantee/s of Mr. K.S. Rathee, Mrs. Vijay Rathee, Mr. Prashant Rathee and Mr. Aman Rathee, being Directors of the Company. The loan was disbursed in January 2019 with a moratorium period of 6 months and will be repaid by March 2024 in 45 equal monthly instalments. Rate of interest is 3 months MCLR + <Spread>.	3,401.53	4,256.70
(iv) Kotak Mahindra Bank Ltd.: Working Capital Term Loan INR 2,700 lakhs is sanctioned under ECLGS Scheme of National Credit Guarantee Trustee Company Ltd. (NCGTC) and is secured by way of second charge on first pari passu hypothecation charge on all existing and future current assets and movable fixed assets excluding assets exclusively financed by Term lenders and first pari passu mortgage charge on immovable property being land and building situated at Plot No. 66 & 67, Udyog Vihar, Phase-I, Gurgaon (Haryana). The said loan is also secured by second exclusive charge on movable fixed assets acquired for Plant situated at Plot No. 13-14, Sector-5, IMT Manesar and second exclusive charge over immovable property (Industrial) being land and building situated at Plot No.28, Sector-4, Plot No. 155-156, Sector-5 and Plot No. 13-14, Sector-5, at IMT Manesar, Gurgaon-122050 (Haryana). Out of sanctioned loan amount, Rs. 2,000 lakhs was disbursed in March 2021 with a tenor of 5 years with a moratorium period of 1 year and will be repaid on monthly amortising basis by March 2026. Rate of interest is Repo Rate + <Spread>.	2,000.00	-
Total Secured borrowings	5,401.53	13,677.15

Note:-The Company had taken Moratorium on Term Loan installments and Interest from Kotak Mahindra Bank and HDFC Bank for period from 01 April 20 to May 2020 and March 2020 to May 2020 respectively, as per announcement made by Reserve Bank of India via circular "RB/2019-20/186" dated 27 March 2020 and accordingly the current maturity of term loans has been adjusted.

16 Lease Liabilities	As at 31 March 2021		As at 31 March 2020	
	Current	Non-current	Current	Non-current
Lease liability (Refer note 40)	102.66	324.76	613.91	350.13
Total Lease liabilities	102.66	324.76	613.91	350.13

17 Provisions	As at 31 March 2021		As at 31 March 2020	
	Current	Non-current	Current	Non-current
Provision for gratuity (refer note 17.1)	235.49	1,959.77	237.58	1,593.99
Provision for compensated absences	139.29	469.86	136.89	419.35
Total provisions	374.78	2,429.63	374.47	2,013.34

17.1 Defined benefit plan and long term employment benefit

A General description:

Gratuity (Defined benefit plan):


Gratuity liability is defined benefit obligation and is provided for on the basis of an actuarial valuation on projected unit credit method made at the end of each financial year. The gratuity plan is governed by the Payment of Gratuity Act, 1972. Every employee who has completed five years or more of service gets a gratuity on departure at 15 days salary (last drawn salary) for each completed year of service. The scheme is unfunded. Actuarial gains or losses are recognised in other comprehensive income.

Compensated absence (other long term employee benefits):

The employees of the Company are entitled to leave as per the leave policy of the Company. The Company treats accumulated leave expected to be carried forward beyond twelve months, as long term employee benefit for measurement purposes. Such long term compensated absences are provided for based on actuarial valuation using the projected unit credit method at the year end. The expense related to compensated absences are recognised in statement of profit and loss as employee benefits expense.

B A reconciliation of the Company's defined benefit obligation (DBO) and plan assets, i.e. the gratuity plan, to the amounts presented in the statement of financial position for each of the reporting periods is presented below:

	As at 31 March 2021	As at 31 March 2020
Assets and Liability (Balance sheet position)		
Present value of obligation	2,195.26	1,831.57
Fair value of plan assets	-	-
Net Liability	2,195.26	1,831.57



F KH

M

Key



C Expenses recognised during the year	For the year ended 31 March 2021	For the year ended 31 March 2020
In income statement*	369.26	379.29
In other comprehensive income	59.52	(85.62)
Total expenses recognised during the year	428.78	293.67

D Defined benefit obligation
The details of the Company's defined benefits obligations are as follows:
Changes in the present value of obligation

	For the year ended 31 March 2021	For the year ended 31 March 2020
Present value of obligation as at the beginning	1,831.57	1,674.71
Current service cost	249.38	254.26
Interest expense	119.88	125.03
Re-measurement or actuarial (gain) / loss arising from:		
- change in demographic assumptions	40.70	0.13
- change in financial assumptions	154.29	(117.00)
- experience adjustments	(135.46)	31.25
Benefits Paid	(65.09)	(136.81)
Present value of obligation as at the year end	2,195.27	1,831.57

E Bifurcation of net liability

	As at 31 March 2021	As at 31 March 2020
Current liability	235.49	237.58
Non-current liability	1,959.77	1,593.99
Net liability	2,195.26	1,831.57

F Expenses recognised in the statement of profit and loss

	For the year ended 31 March 2021	For the year ended 31 March 2020
Current service cost	249.38	254.26
Net interest cost on the net defined benefit liability	119.88	125.03
Expenses recognised in the statement of profit and loss	369.26	379.29

G Other comprehensive income

	For the year ended 31 March 2021	For the year ended 31 March 2020
Actuarial (gains) / losses	40.70	0.13
- change in demographic assumptions	154.29	(117.00)
- change in financial assumptions	(135.46)	31.25
- experience variance	59.53	(85.62)
Components of defined benefit costs recognised in other comprehensive income	59.53	(85.62)

H Financial assumptions: The principal financial assumptions used in the valuation are shown in the table below:

	As at 31 March 2021	As at 31 March 2020
Discount rate (per annum)	6.40%	6.55%
Salary growth rate (per annum)	9.00%	8.00%

I Demographic assumptions

	As at 31 March 2021	As at 31 March 2020
Mortality rate (% of IALM 2012-14) (PY: % of IALM 2012-14)	100.00%	100.00%
Withdrawal rate (all ages)	9.00%	11.00%

These assumptions were developed by management with the assistance of independent actuaries. Discount factors are determined close to each year-end by reference to market yields of high quality corporate bonds that are denominated in the currency in which the benefits will be paid and that have terms to maturity approximating to the terms of the related obligation. Other assumptions are based on current actuarial benchmarks and management's historical experience.

J Sensitivity analysis: Significant actuarial assumptions for the determination of the defined benefit obligation are discount rate, expected salary increase and mortality. The sensitivity analysis below have been determined based on reasonably possible changes of the assumptions occurring at the end of the reporting year, while holding all other assumptions constant. The results of sensitivity analysis is given below:

	As at 31 March 2021	As at 31 March 2020
Defined benefit obligation (Base)	2,195.26	1,831.57

	As at 31 March 2021		As at 31 March 2020	
	Decrease	Increase	Decrease	Increase
Discount rate (- / + 1%)	2,393.20	2,023.37	1,971.55	1,708.19
(% change compared to base due to sensitivity)	9.02%	(7.83%)	7.64%	(6.74%)
Salary growth rate (- / + 1%)	2,042.06	2,361.32	1,718.22	1,954.10
(% change compared to base due to sensitivity)	(6.98%)	7.56%	(6.19%)	6.69%
Attrition rate (- / + 50% of attrition rate)	2334.12	2114.92	1892.05	1797.76
(% change compared to base due to sensitivity)	6.33%	(3.66%)	3.30%	(1.85%)

The change in defined benefit obligation due to 1% increase/decrease in mortality rate, if all other assumptions remain constant is negligible

The sensitivity analysis presented above may not be representative of the actual change in the defined benefit obligation as it is unlikely that the change in assumptions would occur in isolation of one another as some of the assumptions may be correlated.

There is no change in the method of valuation for the prior period.



R. K. M.

[Signature]

[Signature]



K The following are expected maturity profile of defined benefit payments in future years:

	As at 31 March 2021	As at 31 March 2020
Duration of defined benefit payments (valued on undiscounted basis)		
Within the next 12 months (next annual reporting period)	235.49	237.58
Between 2 and 5 years	780.04	762.10
Beyond 5 years	3,196.00	2,236.09
Total expected payments	4,211.53	3,235.77

The weighted average duration of the defined benefit plan obligation at the end of the reporting period is 8 years (31 March 2020: 7 years)

18 Other liabilities	As at 31 March 2021		As at 31 March 2020	
	Current	Non-current	Current	Non-current
Deferred revenue	277.83	-	172.35	339.83
Advances from customers	417.94	-	589.19	-
Statutory dues payable	1,633.41	-	1,377.40	-
Other liabilities (advance for assets held for sale)	6.00	-	114.99	-
Total other liabilities	2,335.18	-	2,253.93	339.83

19 Deferred tax liabilities (net)	As at		As at	
	31 March 2021		31 March 2020	
Amount Attributable to:				
Property, plant and equipment and intangible assets		3,806.93		3,913.83
Provision for compensated absences		(153.31)		(140.00)
Provision for gratuity		(552.50)		(460.97)
Provision for bonus		(29.37)		(84.03)
Other temporary differences		(11.23)		(37.57)
Total deferred tax liabilities (net)		3,060.52		3,191.26

19.1 Movement in deferred tax liabilities

Particulars	As at		As at	
	31 March 2021	Statement of profit and loss	31 March 2020	Statement of profit and loss
Non-current assets				
Property, plant and equipment and intangible assets	3,806.93	(106.90)	3,913.83	(527.53)
Provisions				
Provision for compensated absences	(153.31)	(13.31)	(140.00)	65.79
Provision for gratuity	(552.50)	(91.53)	(460.97)	124.24
Provision for bonus	(29.37)	54.66	(84.03)	(1.02)
Other liabilities				
Others	(11.23)	26.34	(37.57)	(44.07)
Total	3,060.52	(130.74)	3,191.26	(382.59)

Particulars	For the year ended		For the year ended	
	31 March 2021		31 March 2020	
Deferred tax Credit to statement of profit and loss account			(115.76)	(404.14)
Deferred tax (Credit)/Charged in Other Comprehensive Income			(14.98)	21.55
Total			(130.74)	(382.59)

20 Borrowings (Current)	As at	
	31 March 2021	31 March 2020
Loan repayable on demand		
Secured		
Working capital loans (note (i) to (iv))	-	1,261.40
Borrowings (current)	-	1,261.40

Interest rates and repayment terms of the borrowings:

Working Capital Loan	As at	
	31 March 2021	31 March 2020
(i) HDFC Bank Limited: Working Capital facility secured by first pari passu charge on current assets and movable fixed assets of the company both present and future excluding assets exclusively charged to term lenders and personal guarantees of Mr. K.S. Rathee, Mrs. Vijay Rathee, Mr. Prashant Rathee and Mr. Aman Rathee, being directors of the company. During the current financial year the said personal guarantees of directors are withdrawn and additional security given in the form of first pari passu charge on immovable property being land and building at Plot No. 66 & 67, Udyog Vihar, Phase-I, Gurgaon (Haryana).	-	116.52
(ii) Kotak Mahindra Bank Limited: Working capital facility is secured by first pari passu hypothecation charge on all existing and future current assets and all existing and future moveable fixed assets excluding assets exclusively charged to term lenders. The said loan is also secured by first pari passu charge on immovable property being land and building situated at plot no. 66-67, Udyog Vihar Phase-1, Gurgaon and Personal Guarantees of Directors given by Mr Kuldip Singh Rathee and Mrs. Vijay Rathee.	-	1,144.88



P KH

[Handwritten signature]

[Handwritten signature]



- (iii) **Axis Bank Limited:** Working Capital facility from Axis Bank Limited is secured by way of first pari passu charge on entire current assets both present and future as primary security. Further the facility is secured by first pari passu charge on movable fixed assets of the company both present and future excluding assets exclusively charged to term lenders and immovable property being land and building situated at plot no. 66-67, Udyog Vihar Phase-I, Gurgaon as Collateral security and Personal guarantees of Mr. Kuldip Singh Rathee, Mrs. Vijay Rathee, Mr. Prashant Rathee and Mr. Aman Rathee, being Directors of the company. During the current financial year the said personal guarantees of directors are withdrawn and existing collateral security in the form of first pari passu charge by way of equitable mortgage on immovable property being land and building at Plot No. 66 & 67, Udyog Vihar, Phase-I, Gurgaon (Haryana) is now given as Primary security. During the current year ended 31 March 2021 and previous year ended 31 March 2020, the working capital facility limits were available to the company, however the amount outstanding as on balance sheet date is NIL.
- (iv) **Citi Bank N.A. :** Working capital facility is secured by First pari passu charge on present and future stocks and book debts and first pari passu charge on all movable fixed assets of the Company except the assets which are exclusively charged to any lender for term loan facility. The said loan is also secured by way of equitable mortgage of land & building located at 66-67, Udyog Vihar Phase-I, Gurgaon. The said loan is also secured by personal guarantees of Mr. K.S. Rathee and Mrs. Vijay Rathee, directors of the Company. During the current financial year the said personal guarantees of directors are withdrawn. During the current year ended 31 March 2021 and previous year ended 31 March 2020, the working capital facility limits were available to the company, however the amount outstanding as on balance sheet date is NIL.

21 Trade payables	As at	
	31 March 2021	31 March 2020
Total outstanding dues of micro enterprises and small enterprises (refer note 21.1)	1,648.95	494.19
Total outstanding dues of creditors other than micro enterprises and small enterprises	13,287.99	9,192.74
Total outstanding dues to related parties (refer note 39)	-	92.72
Total trade payables	14,936.94	9,779.65

21.1 Disclosures under Micro, Small and Medium Enterprises Act, 2006

The micro enterprises and small enterprises have been identified by the Company from the available information. According to such identification, the disclosures in respect to Micro, Small and Medium Enterprises Development (MSMED) Act, 2006 is as follows:

Particulars	As at	
	31 March 2021	31 March 2020
(i) Details of dues to micro and small enterprises as per MSMED Act, 2006 the principal amount and the interest due thereon remaining unpaid to any supplier as at the end of each accounting year		
- principal amount	1,648.95	494.19
- interest amount	Nil	0.00
(ii) The amount of interest paid by the buyer under MSMED Act, 2006 along with the amounts of the payment made to the supplier beyond the appointed day during each accounting year;	Nil	Nil
(iii) The amount of interest due and payable for the period (where the principal has been paid but interest under the MSMED Act, 2006 not paid);	Nil	Nil
(iv) The amount of interest accrued and remaining unpaid at the end of each accounting year; and	Nil	Nil
(v) The amount of further interest remaining due and payable even in the succeeding years, until such date when the interest dues as above are actually paid to the small enterprise for the purpose of disallowance as a deductible expenditure under section 23	Nil	Nil

22 Other financial liabilities	As at 31 March 2021		As at 31 March 2020	
	Current	Non-current	Current	Non-current
Capital creditors	450.29	-	477.50	-
Current maturities of long term borrowing (refer note 15)	1,134.53	-	5,006.93	-
Interest accrued	24.60	-	98.67	-
Employee related payable	309.21	-	916.37	-
Security deposit received	115.65	-	118.99	-
Others liabilities	42.89	-	62.10	-
Total other financial liabilities	2,077.17	-	6,680.56	-

23 Current tax liabilities (net)	As at	
	31 March 2021	31 March 2020
Provision for income tax*	106.24	-
Total current tax liabilities (net)	106.24	-

*Net of advance income tax / tax deducted at source

3,738.94

(This space has been intentionally left blank)



Handwritten signatures and initials: K, K, M, H, J, S.

24 Revenue from operations	For the year ended 31 March 2021	For the year ended 31 March 2020
Revenue from operations		
Sale of Products	1,52,574.38	1,62,052.35
Sale of services	733.40	658.94
Other operating revenue		
Duty drawback and export benefits	199.07	171.08
GST Budgetary support	-	474.95
Scrap sales	892.36	1,100.28
Total revenue from operations	1,54,399.21	1,64,457.60

The revenue from customers (having more than 10% of total revenue) during the year is INR 98,552.94 lakhs (31 March 2020: INR 95,435.90 lakhs) arising from revenue from sale of auto components.

25 Other income	For the year ended 31 March 2021	For the year ended 31 March 2020
Interest income		
Bank deposits	1.37	11.22
Unsecured loans	95.99	11.73
On security deposit shown at fair value	23.92	21.34
Other	57.32	27.66
Other non operating income		
Foreign exchange gain (net)	76.76	45.67
Profit on sale of property, plant and equipment (net)	17.60	16.10
Unwinding of deferred revenue	294.05	172.35
Dividend on shares	41.37	5.73
Excess liability / provision written back	81.63	13.26
Profit on sale of Investments	1,517.79	79.89
Profit on sale of securities	81.86	-
Miscellaneous income	87.81	114.56
Total other income	2,377.47	519.51

26 Cost of material consumed	For the year ended 31 March 2021	For the year ended 31 March 2020
Raw material consumed		
At the beginning of year	2,464.62	2,786.80
Add: Purchases during the year	1,01,898.50	1,03,225.82
Less: At the end of the year	2,818.90	2,464.62
Total cost of material consumed	1,01,544.22	1,03,548.00

27 Changes in inventories of finished goods and work-in-progress	For the year ended 31 March 2021	For the year ended 31 March 2020
Opening balance		
Finished goods	2,968.85	3,449.69
Work-in-progress	2,657.09	2,740.77
Total opening balance	5,625.94	6,190.46
Closing Balance		
Finished goods	4,464.36	2,968.85
Work-in-progress	2,887.41	2,657.09
Total closing balance	7,351.77	5,625.94
Total changes in inventories of finished goods and work-in-progress	(1,725.83)	564.52

28 Employee benefits expense	For the year ended 31 March 2021	For the year ended 31 March 2020
Salaries, wages and bonus	8,711.15	10,380.23
Contribution to provident fund and other funds (refer note 28.1)	466.37	540.09
Gratuity (refer note 17)	369.26	379.29
Compensated absences	73.25	2.09
Staff welfare expenses	605.45	740.11
Total employee benefits expense	10,225.48	12,041.81



R KH

Key A



28.1 Defined contribution plan

The Company has certain defined contribution plans. The contributions are made to provident fund in India for employees at the prescribed rates of the basic salary as per regulations. The contributions are made to recognised provident fund administered by the government. The obligation of the Company is limited to the amount contributed and it has no further contractual nor any constructive obligation.

The expense recognised during the year towards the defined contribution plan is INR 425.76 lakhs (31 March 2020 INR 480.36 lakhs)

29	Finance costs	For the year ended 31 March 2021	For the year ended 31 March 2020
	Interest		
	Interest expenses on financial liabilities measured at amortised cost	957.50	1,889.90
	Interest on delayed payment of statutory dues	40.60	3.82
	Interest on lease liability	60.11	92.90
	Others		
	Bank Charges	26.92	14.77
	Total finance costs	1,085.13	2,001.39
30	Depreciation and amortization expense	For the year ended 31 March 2021	For the year ended 31 March 2020
	Depreciation of property, plant and equipment (refer note 3)	4,412.69	4,447.54
	Amortization of intangible assets and right of use assets (refer note 4)	776.60	737.09
	Total depreciation and amortization expense	5,189.29	5,184.63
31	Other expenses	For the year ended 31 March 2021	For the year ended 31 March 2020
	Power and fuel	6,034.89	6,530.64
	Stores and Spare Parts including loose tools Consumed	3,631.91	3,975.28
	Other manufacturing expenses	2,262.06	2,469.04
	Contractual labour charges	8,979.01	9,350.57
	Cartage and freight	1,909.00	1,858.84
	Rent expenses	156.58	250.04
	Rates and taxes	101.93	50.45
	Repair and maintenance		
	- Plant and machinery	226.90	222.25
	- Building	110.80	138.62
	- Others	224.12	249.23
	Sales and promotion expenses	102.06	136.14
	Travelling and conveyance	182.82	364.91
	Telephone and communication expenses	45.07	51.78
	Insurance	181.99	163.72
	Security expenses	354.14	338.35
	Legal and professional expenses	590.07	676.87
	Payment to auditor (refer note 31.1)	38.88	38.44
	Testing expenses	64.12	73.74
	Royalty	147.15	151.87
	Provision for doubtful debt	46.67	-
	Running and maintenance of vehicle	88.67	92.84
	Property, plant and equipment written off	54.73	10.01
	Fair value loss on financial instruments at fair value through profit or loss	-	224.84
	Corporate social responsibility expenditure (refer note 31.2)	302.41	51.94
	Miscellaneous expenses	252.04	236.54
	Total other expenses	26,088.02	27,706.95

31.1 Payment to auditor (excluding Goods and Services tax wherever applicable)

As auditor
- Audit fee
- Out of pocket

	For the year ended 31 March 2021	For the year ended 31 March 2020
	38.00	34.00
	0.88	4.44
	38.88	38.44



R
ku
-
[Signature]

[Signature]



31.2 Corporate social responsibility expenditure

In accordance with the provisions of section 135 of the Companies Act 2013, the Board of Directors of the Company had constituted a Corporate Social Responsibility (CSR) Committee. The CSR Committee has been examining and evaluating suitable proposals for deployment of funds towards CSR initiatives. During the current year ended 31 March 2021, Company has contributed following sums towards CSR initiatives.

Details of CSR expenditure incurred during the year is outlined below:	For the year ended 31 March 2021	For the year ended 31 March 2020
Amount required to be spent as per section 135 of the Act	302.41	256.89
Amount spent during the year on:		
(i) Construction/acquisition of an asset	-	-
(ii) On purposes other than (i) above	101.76	51.94
(Excess)/Shortfall@	200.65	204.95

@ The shortfall of INR 200.65 lakhs forms part of the ongoing projects as per Note (a) below.

During the year, the company has contributed in relation to CSR expenditure, INR 101.55 lakhs (31 March 2020: INR 51.94 lakhs) to Ahsaas Trust which is a related party, (Refer Note 39).

(a) Details of Unspent CSR Expenditure on Ongoing Projects (Section 135(6))	For the year ended 31 March 2021	For the year ended 31 March 2020
Opening Balance		
- With Company	-	-
- In Separate CSR Unspent A/c	-	-
Amount required to be spent during the year*	210.00	-
Amount spent during the year		
- From Company's bank A/c	0.15	-
- From Separate CSR Unspent A/c	-	-
Closing Balance		
- With Company	209.85	-
- In Separate CSR Unspent A/c	-	-

* The Board during the year under review has approved INR 210.00 lakhs for ongoing projects.

As per Section 135(6) of the Companies Act 2013, the Company is required to transfer the unspent amount pertaining to ongoing project to a special account called "Unspent Corporate Social Responsibility Account" within 30 days from end of respective financial year. In this regards the Company has transferred INR 209.85 Lakhs to the special account on 20 April 2021.

32 Income tax expense	For the year ended 31 March 2021	For the year ended 31 March 2020
(i) Income tax expense		
Current tax*		
Current tax on profits for the year	3,812.04	3,014.00
Income tax for earlier years	(20.35)	-
Total current tax expense	3,791.69	3,014.00
Deferred tax		
Deferred tax (Credit) during the year (refer note 19.1)	(130.74)	(382.59)
Total deferred tax credit	(130.74)	(382.59)
Total income tax expense	3,660.95	2,631.41

* Includes income tax relating to items that will not be reclassified to profit or loss

(ii) Reconciliation of effective tax rate:

Reconciliation of tax expense and the accounting profit multiplied by India's domestic tax rate for the year ended 31 March 2021 and 31 March 2020:

Particulars	For the year ended 31 March 2021	For the year ended 31 March 2020
Profit before income tax expense	14,296.06	13,307.46
Other Comprehensive income before tax	(59.52)	85.62
Tax using the Company's domestic tax rate 25.168% (31 March 2020 25.168%)	3,583.05	3,370.77



R K K

[Handwritten signature]

[Handwritten signature]



Tax effect of amounts which are not deductible (taxable) in calculating taxable income:		
Corporate social responsibility expenditure	76.11	13.07
Impact due to change in rate of Income tax	-	(999.83)
Impact of Share of net losses of joint venture	110.86	272.40
Tax Provision for earlier year	(20.35)	-
Government grant income	(74.01)	(43.38)
Others	(14.71)	18.38
Income tax expense	3,660.95	2,631.41

33 Earning per share

Earnings per share is calculated by dividing the profit attributable to the equity shareholders by the weighted average number of equity shares outstanding. The reconciliation of the weighted average number of shares for the purposes of diluted earnings per share to the weighted average number of ordinary equity shares used in the calculation of basic earnings per share is as follows:

	For the year ended 31 March 2021	For the year ended 31 March 2020
Opening weighted average number of equity shares.	5,08,60,650	5,08,60,650
Bonus shares issued during the FY 2020-21	15,25,81,950	15,25,81,950
Closing weighted average number of equity shares	20,34,42,600	20,34,42,600

The numerators and denominators used to calculate the basic and diluted EPS are as follows:

	For the year ended 31 March 2021	For the year ended 31 March 2020
Profit attributable to equity holders of the Company	10,620.13	10,697.60
Weighted average number of equity shares	20,34,42,600	20,34,42,600
Nominal value per equity shares (refer note 13(iv))	2.00	2.00
Basic and Diluted earnings per share	5.22	5.26

(This space has been intentionally left blank)



R KH

[Handwritten signature]

[Handwritten signature]



34 Segment Reporting

The business activity of the company falls within one operating segment viz. manufacturing of auto components including friction material components and pressure die casted, safety control cables, machined and painted components for automobile industry and substantially sale of the product is within the country. Hence the disclosure requirement of Indian Accounting Standard 108 of "Segment Reporting" issued by the Ministry of Corporate Affairs is not considered applicable.

35 Information about interest in joint venture

Interest in Joint ventures

No.	Name	Principal place of business	Ownership interest as at 31 March 2021	Ownership interest as at 31 March 2020
1	ASK Fras-Le Friction Private Limited	India	49%	49%

The Company's interest in joint ventures in the jointly controlled operations as at 31 March 2021 are as follows:

No.	Name of joint venture partner	Description of interest	Nature of operation	Country of incorporation
1	Fras-Le S.A., Brazil	Jointly controlled operation	A joint venture agreement effective from 5 December 2017. The principal activity of the venture is the production and marketing of commercial vehicle brake pads and brake linings (also refer note 35.1 below)	India

35.1 As per joint venture agreement, the scope and value of work of each partner has been clearly defined and accepted by the partners. The Company's share in the joint venture company is duly accounted for in the accounts of the Company in accordance with such division of work and therefore does not require separate disclosure.

Name of the entity	Place of business /country of incorporation	% of ownership	Carrying Amount*	
			As at 31 March 2021	As at 31 March 2020
ASK Fras-Le Friction Private Limited	India	49%	339.52	779.42

* Quoted price of the investment has not been disclosed as the same is not available, due to the reason that the joint venture not a listed company.

Summarised financial information of joint ventures

Summarised financial position

	As at 31 March 2021	As at 31 March 2020
Cash and cash equivalents	39.02	85.64
Other Assets	3,798.15	2,243.93
Total current assets	3,837.17	2,329.57
Total non-current assets	7,746.43	7,919.34
Financial Liabilities (excluding trade payable)	3,364.43	1,369.64
Other Liabilities	1,745.54	1,057.44
Total current liabilities	5,109.97	2,427.08
Total non-current liabilities	4,951.24	5,401.69
Net assets	1,522.39	2,420.14

Summarised financial performance

	For the year ended 31 March 2021	For the year ended 31 March 2020
Profit from operating operation	(899.30)	(2,208.85)
Other comprehensive income	1.55	10.70
Total comprehensive income	(897.75)	(2,198.15)



R KH

[Handwritten signature]

[Handwritten signature]



Reconciliation to carrying amount of ASK Frs Le Friction Private Limited

	As at 31 March 2021	As at 31 March 2020
Opening Net Assets	2,420.14	4,618.29
Addition in Capital reserve during the year	-	-
Profit for the year	(899.30)	(2,208.85)
Other comprehensive income	1.55	10.70
Total Net assets as on 31 March 2021 & 31 March 2020	1,522.39	2,420.14
Less Addition in Capital reserve not considered for Group share %	(59.27)	(59.27)
Closing Net Assets	1,463.12	2,360.87
Group Share %	49%	49%
Gross value of Investment	716.93	1,156.83
Less : Elimination of Gain on transfer of assets to joint venture on consolidation (cumulative)	377.41	377.41
Net Carrying Value of Investment	339.52	779.42

36 Capital and other commitments

Estimated amount of contracts remaining to be executed on capital account and not provided for (net of advances) is outlined in the table below:

	As at 31 March 2021	As at 31 March 2020
Property, plant and equipment	3,391.02	226.73

37 Contingent liabilities

(i) Corporate guarantees given to banks on account of facilities granted by banks to joint venture as co guarantor

Description	Purpose of guarantee	As at 31 March 2021	As at 31 March 2020
Ask Frs-le Friction Pvt. Ltd.	Term Loan and Working capital requirement	5,400.00	5,400.00
Total		5,400.00	5,400.00

(ii) Others

Surety bonds executed in favor of the President of India, under Export Promotion Capital Goods Scheme (EPCG) for importing capital goods at concessional rate of custom duty. Amount of duties & Taxes involved is INR 934.03 Lakhs (March 31, 2020: INR 1,706.95 Lakhs).

(This space has been intentionally left blank)



R

KU

[Handwritten signature]

[Handwritten signature]



38 Financial instruments - Fair values measurement and risk management

A Fair values measurement

(i) Financial instruments - by category

The accounting classification of each category of financial instruments, and their carrying amounts, are set out below:

Particulars	As at 31 March 2021			As at 31 March 2020		
	FVTPL	FVTOCI	Amortised Cost	FVTPL	FVTOCI	Amortised Cost
Financial assets						
Investment in Equity Shares	-	-	-	833.12	-	-
Loans	-	-	1,066.50	-	-	1,066.50
Trade receivables	-	-	13,270.41	-	-	7,228.20
Cash and cash equivalents	-	-	1,852.65	-	-	335.63
Other bank balances	-	-	14.32	-	-	19.54
Other deposits	-	-	24.32	-	-	19.74
Security deposits	-	-	823.19	-	-	835.76
GST Budgetary Support Receivable	-	-	-	-	-	1,103.43
Advance for investment	-	-	-	-	-	105.48
Other financial assets	-	-	54.52	-	-	18.56
Total financial assets	-	-	17,105.91	833.12	-	10,732.84
Financial liabilities						
Borrowings	-	-	5,401.53	-	-	14,938.55
Lease liability	-	-	427.42	-	-	964.04
Trade payables	-	-	14,936.94	-	-	9,779.65
Capital creditors	-	-	450.29	-	-	477.50
Interest accrued	-	-	24.60	-	-	98.67
Employee related payable	-	-	309.21	-	-	916.37
Security deposit received	-	-	115.65	-	-	118.99
Others liabilities	-	-	42.89	-	-	62.10
Total financial liabilities	-	-	21,708.53	-	-	27,355.87

The carrying amounts of trade receivables, trade payables, cash and cash equivalents and other current financial assets and other liabilities are considered to be the same as their fair values, due to their short-term nature.

Investment in joint ventures is measured at cost as per Ind AS 27, 'Separate financial statements' and hence, not presented here.

(ii) Fair value hierarchy

Financial assets and financial liabilities measured at fair value in the statement of financial position are grouped into three levels of a fair value hierarchy. The three levels are defined based on the observability of significant inputs to the measurement, as follows:

Level 1: Quoted prices (unadjusted) in active markets for financial instruments.

Level 2: The fair value of financial instruments that are not traded in an active market is determined using valuation techniques which maximise the use of observable market data rely as little as possible on entity specific estimates.

Level 3: If one or more of the significant inputs is not based on observable market data, the instrument is included in level 3.

Financial assets measured at fair value - recurring fair value measurements

As at 31 March 2021	Level 1	Level 2	Level 3	Total
Financial assets				
Fair value through profit and loss				
Investment in Equity Shares	-	-	-	-
Total	-	-	-	-
As at 31 March 2020				
Financial assets				
Fair value through profit and loss				
Investment in Equity Shares	833.12	-	-	833.12
Total	833.12	-	-	833.12

Fair value of instruments measured at amortised cost

The carrying values of financial instruments measured at amortised cost is considered to be a reasonable approximation of their fair values.


(iii) Valuation process and technique used to determine fair value

Investments in equity shares are valued using quoted prices (unadjusted) in active markets for financial instruments..

B Financial risk management

The Company has exposure to the following risks arising from financial instruments:

- Credit risk;
- Liquidity risk; and
- Market risk - Foreign exchange
- Market risk - Interest rate



R KR

(Handwritten signature)

(Handwritten signature)



(i) Risk management framework

The Company's board of directors has overall responsibility for the establishment and oversight of the Company's risk management framework. The board of directors have authorised senior management to establish the processes, who ensures that executive management controls risks through the mechanism of properly defined framework.

The Company's risk management policies are established to identify and analyse the risks faced by the Company, to set appropriate risks limits and controls, to monitor risks and adherence to limits. Risk management policies are reviewed regularly to reflect changes in market conditions and the Company's activities. The Company, through its training and management standards and procedures, aims to maintain a disciplined and constructive control environment in which all employees understand their roles and obligations.

(a) Credit risk

The maximum exposure to credit risks is represented by the total carrying amount of these financial assets in the balance sheet are as follows:

	As at 31 March 2021	As at 31 March 2020
Financial assets		
Investment in Equity Shares	-	833.12
Loans	1,066.50	1,066.50
Trade receivables	13,270.41	7,228.20
Cash and cash equivalents	1,852.65	335.63
Other bank balances	14.32	19.54
Other deposits	24.32	19.74
Security deposits	823.19	835.76
Advance for investment	-	105.48
GST Budgetary Support Receivable	-	1,103.43
Other financial assets	54.52	18.56
Total financial assets	17,105.91	11,565.96

Credit risk is the risk of financial loss to the Company if a customer or counterparty to a financial instrument fails to meet its contractual obligations, and arises principally from the Company's receivables from customers, loans.

Credit risk on cash and cash equivalents is limited as the Company generally invests in deposits with banks with high credit ratings assigned by domestic credit rating agencies.

The maximum exposure to the credit risk at the reporting date is primarily from trade receivables. Trade receivables are unsecured and are derived from revenue earned from customers primarily located in India. The Company does monitor the economic environment in which it operates.

Credit risk has always been managed by the Company through credit approvals, establishing credit limits and continuously monitoring the creditworthiness of customers to which the Company grants credit terms in the normal course of business. On account of adoption of Ind AS 109, the Company uses expected credit loss (ECL) model to assess the impairment loss or gain. The Company uses a provision matrix to compute the expected credit loss allowance for trade receivables. The provision matrix takes into account available external and internal credit risk factors such as Company's historical experience for customers.

(i) Expected credit loss for investment carried at amortised cost and other financial assets

As at 31 March 2021

Asset group	Estimated gross carrying amount of default	Expected probability of default	Expected credit loss	Carrying amount net of impairment provision
Loan	1,066.50	0%	-	1,066.50
Cash and cash equivalents	1,852.65	0%	-	1,852.65
Other bank balances	14.32	0%	-	14.32
Other deposits	24.32	0%	-	24.32
Security deposits	823.19	0%	-	823.19
Other financial assets	54.52	0%	-	54.52

As at 31 March 2020

Asset group	Estimated gross carrying amount of default	Expected probability of default	Expected credit loss	Carrying amount net of impairment provision
Loan	1,066.50	0%	-	1,066.50
Cash and cash equivalents	335.63	0%	-	335.63
Other bank balances	19.54	0%	-	19.54
Other deposits	19.74	0%	-	19.74
Security deposits	835.76	0%	-	835.76
GST Budgetary Support Receivable	1,103.43	0%	-	1,103.43
Advance for investment	105.48	0%	-	105.48
Other financial assets	18.56	0%	-	18.56


The credit risk for investment carried at amortised cost and other financial assets is considered negligible. However, specific provision is made in case a particular receivable is considered to be non-recoverable.



R KH

Handwritten signature

Handwritten signature



(ii) Expected credit loss for trade receivables under simplified approach

The Company's exposure to credit risk for trade receivables is as follows:

Particulars	Gross carrying amount	
	As at 31 March 2021	As at 31 March 2020
Trade receivables considered good - Unsecured	13,231.26	7,228.20
Trade receivables which have significant increase in credit risk	46.67	-
Trade receivables - credit impaired	-	-
Total	13,277.93	7,228.20
Less : Provision for impairment	(46.67)	-
Carrying amount of trade receivables (net of impairment)	13,231.26	7,228.20

(b) Liquidity risk

Prudent liquidity risk management implies maintaining sufficient cash and marketable securities and the availability of funding through an adequate amount of committed credit facilities to meet obligations when due. Due to the nature of the business, the Company maintains flexibility in funding by maintaining availability under committed facilities. Management monitors rolling forecasts of the Company's liquidity position and cash and cash equivalents on the basis of expected cash flows. The Company takes into account the liquidity of the market in which the entity operates. In addition, the Company's liquidity management policy involves projecting cash flows in major currencies and considering the level of liquid assets necessary to meet these, monitoring balance sheet liquidity ratios against internal and external regulatory requirements and maintaining debt financing plans.

(i) Maturities of financial liabilities

The tables below analyses the Company's financial liabilities into relevant maturity groupings based on their contractual maturities for all non-derivative financial liabilities. The amounts disclosed in the table are the contractual undiscounted cash flows. Balances due within 12 months equal their carrying balances as the impact of discounting is not significant.

As at 31 March 2021	Contractual cash flows					Total
	6 months or less	6-12 months	1-2 years	2-5 years	More than 5 years	
Financial liabilities - borrowings*	747.42	726.30	1,829.44	2,892.39	-	6,195.55
Lease liabilities	66.54	67.75	137.08	228.78	-	500.14
Trade payables	14,936.94	-	-	-	-	14,936.94
Other financial liabilities	942.64	-	-	-	-	942.64
Total	16,693.54	794.05	1,966.52	3,121.17	-	22,575.28

As at 31 March 2020	Contractual cash flows					Total
	6 months or less	6-12 months	1-2 years	2-5 years	More than 5 years	
Financial liabilities - borrowings*	3,549.51	3,790.65	5,917.20	3,710.15	-	16,967.51
Lease liabilities	334.50	331.85	115.40	286.26	11.90	1,079.91
Trade payables	9,779.65	-	-	-	-	9,779.65
Other financial liabilities	1,673.63	-	-	-	-	1,673.63
Total	15,337.29	4,122.50	6,032.60	3,996.41	11.90	29,500.70

*Amortised amount of upfront fees/charges paid at the time of sanction/disbursement of loan in the above outstanding is INR 2.04 Lakhs (31 March 2020 INR 10.09 lakhs). This amount further includes future undiscounted cash flows for interest on term loans INR 791.98 Lakhs (31 March 2020 INR 1,755.54 Lakhs) and interest moratorium added back to loan INR Nil (31 March 2020 INR 263.33 Lakhs.)

(c) Market risk

Market risk is the risk that the future cash flows of a financial instrument will fluctuate because of changes in market prices. Market risk comprises two types of risk: currency risk and interest rate risk. The objective of market risk management is to manage and control market risk exposures within acceptable parameters, while optimising the return.


(i) Currency risk

Currency risk is the risk that the future cash flows of a financial instrument will fluctuate because of changes in foreign exchange rates. The Company is exposed to the effects of fluctuation in the prevailing foreign currency exchange rates on its financial position and cash flows. Exposure arises primarily due to exchange rate fluctuations between the functional currency and other currencies from the Company's operating, investing and financing activities.

Exposure to currency risk

The summary of quantitative data about the Company's unhedged exposure to currency risk, as expressed in INR, as at 31 March 2021, 31 March 2020:

Particulars	As at 31 March 2021			As at 31 March 2021			As at 31 March 2021		
	Amount in foreign currency			Exchange rate			Amount in INR		
	USD	EURO	JPY	USD	EURO	JPY	USD	EURO	JPY
Financial assets									
Trade receivables	7.58	0.00	-	73.50	86.10	0.66	557.21	0.12	-
	7.58	0.00	-				557.21	0.12	-
Financial liabilities									
Trade payables	1.18	-	15.00	73.50	86.10	0.66	86.66	-	9.95
	1.18	-	15.00				86.66	-	9.95



Handwritten initials and signatures: 'R', 'K', and a signature.

Handwritten signature: 'Key A'.



Particulars	As at 31 March 2020			As at 31 March 2020			As at 31 March 2020		
	Amount in foreign currency			Exchange rate			Amount in INR		
	USD	EURO	JPY	USD	EURO	JPY	USD	EURO	JPY
Financial assets									
Trade receivables	11.55	-	-	75.39	83.05	0.70	870.38	-	-
	11.55	-	-				870.38	-	-
Financial liabilities									
Trade payables	0.59	0.24	206.65	75.39	83.05	0.70	44.63	20.04	143.93
	0.59	0.24	206.65				44.63	20.04	143.93

Sensitivity analysis

A reasonably possible strengthening (weakening) of the Indian Rupee against below currencies at 31 March 2021 (previous year ended as on 31 March 2020) would have affected the measurement of financial instruments denominated in functional currency and affected equity and profit or loss by the amounts shown below. This analysis is performed on foreign currency denominated monetary financial assets and financial liabilities outstanding as at the year end. This analysis assumes that all other variables, in particular interest rates, remain constant and ignores any impact of forecast sales and purchases.

Particulars	As at 31 March 2021	As at 31 March 2020
USD sensitivity*		
INR/USD- increase by 2.50%,(as at 31 March 2020 8.98%)	11.76	74.15
INR/USD- decrease by 2.50%(as at 31 March 2020 8.98%)	(11.76)	(74.15)
EURO sensitivity*		
INR/EURO- increase by 3.67%(as at 31 March 2020 6.88%)	0.00	(1.38)
INR/EURO- decrease by 3.67%(as at 31 March 2020 6.88%)	(0.00)	1.38
JPY sensitivity*		
INR/JPY- increase by 4.72%(as at 31 March 2020 11.40%)	(0.47)	(16.41)
INR/JPY- decrease by 4.72%(as at 31 March 2020 11.40%)	0.47	16.41

* Holding all other variables constant

(ii) Interest rate risk

Interest rate risk is the risk that the future cash flows of a financial instrument will fluctuate because of changes in market interest rates. The Company's main interest rate risk arises from long-term borrowings and short term borrowings with variable rates.

Interest rate risk exposure

The Company's interest rate risk arises majorly from the term loans from banks carrying floating rate of interest. The exposure of the Company's borrowing to interest rate changes as reported to the management at the end of the reporting period are as follows:

	As at 31 March 2021	As at 31 March 2020
Variable rate borrowing	5,401.53	14,938.55
Weighted average interest rate	7.59%	8.49%

Sensitivity analysis

A reasonably possible change of 100 basis points (bps) in interest rates at the reporting date would have increased / (decreased) equity and profit or loss by the amounts shown below. This analysis assumes that all other variables, in particular foreign currency exchange rates, remain constant.

	For the year ended 31 March 2021	For the year ended 31 March 2020
Interest sensitivity*		
Interest rates – increase by 100 basis points (100 bps)	(124.11)	(226.24)
Interest rates – decrease by 100 basis points (100 bps)	124.11	226.24

* Holding all other variables constant

(II) Capital management

For the purpose of the Company's capital management, capital includes issued equity share capital, securities premium reserve and all other equity reserves attributable to the equity holders of the Company. The primary objective of the management of the Company's capital structure is to maintain an efficient mix of debt and equity in order to achieve a low cost of capital, while taking into account the desirability of retaining financial flexibility to pursue business opportunities and adequate access to liquidity to mitigate the effect of unforeseen events on cash flows.

The Company manages its capital structure and makes adjustments to it in light of changes in economic conditions. To maintain or adjust the capital structure, the Company may return capital to shareholders, raise new debt or issue new shares.

The Company monitors capital on the basis of the debt to capital ratio, which is calculated as adjusted net interest-bearing debts divided by total capital.

Particulars	Legend	As at 31 March 2021	As at 31 March 2020
Short term borrowings (refer note 20)		-	1,261.40
Long term borrowings (including current maturities) (refer note 15)		5,401.53	13,677.15
Less : Cash and cash equivalent (refer note 11)		(1,852.65)	(335.63)
Adjusted net debt	A	3,548.88	14,602.92
Total capital (refer note 13 and 14)	B	62,222.55	51,882.97
Net debt to equity ratio	A/B	5.70%	28.15%



R KR

[Handwritten signature]

[Handwritten signature]



(All amounts are in INR Lakhs, except otherwise stated)

39 Related party disclosures

Disclosure of related parties/related party transactions pursuant to Ind AS 24 "Related Party Disclosures".

A Name of the related parties and nature of the related party relationship:

Name of the entity	Principal place of operation / country of incorporation
(i) Enterprise in which directors of the Company and their relatives are able to exercise significant influence ("Significant Influence")	
A.P.Automotives Private Limited	India
AA Friction Materials Private Limited	India
Vijaylaxmi Farms Private Limited	India
Planet Agro Farms Private Limited	India
Aadhunik Agrotech Private Limited	India
Vijaylaxmi Infrabuild Private Limited	India
KSR Landholding Projects Private Limited	India
L.Y. Developers Private Limited	India
Vijaylaxmi Infra Projects Private Limited	India
Aadhunik Realty Private Limited	India
Fresh Air Farms Private Limited	India
AHSAAS Trust	India
(ii) Joint Venture	
ASK Fras-Le Friction Private Limited	India

Name	Designation
(iii) Key management personnel and relatives of key management personnel ("KMP")	
Mr. Kuldip Singh Rathee	Managing director
Mrs. Vijay Rathee	Director
Mr. Prashant Rathee	Executive Director w.e.f. 1 April 2019
Mr. Aman Rathee	Executive Director w.e.f. 1 April 2019
Mr. Rajesh Kumar	Director from 7 September 2019
Mr. Anand Kumar Bhardwaj	Director till 7 September 2019
Ms. Rajani Sharma	Company Secretary



R KU




ASK Automotive Private Limited
Notes forming part of consolidated financial statements (continued)
CIN: U34300DL1988FTC030342
(All amounts are in INR Lakhs, except otherwise stated)

39 Related party disclosures (continued)
B Particulars of transactions with related parties

Nature of transaction and name of related party	For the year ended 31 March 2021			For the year ended 31 March 2020		
	Joint Venture	Significant Influence	Key Management Personnel	Joint Venture	Significant Influence	Key Management Personnel
Purchase of goods*						
A.P. Automotives Private Limited	-	-	-	-	397.56	-
ASK Fras-Le Friction Private Limited	1.47	-	-	7.90	-	-
AA Friction Materials Private Limited	-	4,454.72	-	-	1,448.68	-
Reimbursement of expenses incurred on behalf of company						
ASK Fras-Le Friction Private Limited	0.44	-	-	5.25	-	-
Purchase of fixed assets*						
A.P. Automotives Private Limited	-	-	-	-	14.63	-
AA Friction Materials Private Limited	-	-	-	-	0.50	-
Vijayaxmi Infra Projects Private Limited	-	-	-	-	29.50	-
ASK Fras-Le Friction Private Limited	7.33	-	-	-	-	-
Recovery of expenses incurred on behalf of						
ASK Fras-Le Friction Private Limited	-	-	-	0.82	-	-
Rent paid*						
A.P. Automotives Private Limited	-	169.92	-	-	169.92	-
Mr. Prashant Rathee	-	-	237.89	-	-	226.56
Mr. Aman Rathee	-	-	237.89	-	-	226.56
Receiving of service*						
ASK Fras-Le Friction Private Limited	-	-	-	19.46	-	-
Vijayaxmi Infra Projects Private Limited	-	155.76	-	-	57.79	-




Handwritten signatures and initials: A, R, W, and a large signature.



ASK Automotive Private Limited
Notes forming part of consolidated financial statements (continued)
CIN: U34300DL1988PTC030342
(All amounts are in INR Lakhs, except otherwise stated)

B Particulars of transactions with related parties (continued)


Nature of transaction and name of related party	For the year ended 31 March 2021		For the year ended 31 March 2020			
	Joint Venture	Significant Influence	Key Management Personnel	Joint Venture	Significant Influence	Key Management Personnel
Loan given						
ASK Fras-Le Friction Private Limited	-	-	-	1,066.50	-	-
Interest Earned on loan given						
ASK Fras-Le Friction Private Limited	95.99	-	-	11.73	-	-
Rendering of service*						
ASK Fras-Le Friction Private Limited	108.59	-	-	105.40	-	-
Sale of goods*						
ASK Fras-Le Friction Private Limited	195.76	-	-	200.08	-	-
A.P. Automotives Private Limited	-	-	-	-	3.01	-
AA Friction Materials Private Limited	-	995.80	-	-	112.38	-
Sale of fixed assets*						
ASK Fras-Le Friction Private Limited	0.19	-	-	-	-	-
AA Friction Materials Private Limited	-	53.88	-	-	101.01	-
Vijaylaxmi Infrabuild Private Limited	-	-	-	-	0.08	-
Vijaylaxmi Infra Projects Private Limited	-	-	-	-	0.09	-
Vijaylaxmi Farms Private Limited	-	-	-	-	0.06	-
KSR Landholding Projects Private Limited	-	-	-	-	0.06	-
L.Y. Developers Private Limited	-	-	-	-	0.06	-
Aadhunik Realty Private Limited	-	-	-	-	0.06	-
Aadhunik Agrotech Private Limited	-	-	-	-	0.06	-
Planet Agro Farms Private Limited	-	-	-	-	0.06	-
Fresh Air Farms Private Limited	-	-	-	-	0.06	-
Security deposit given						
Mr. Prashant Rathee	-	-	-	-	-	96.00
Mr. Aman Rathee	-	-	-	-	-	96.00
Security deposit given Received Back						
A.P. Automotives Private Limited	-	65.70	-	-	-	-



R
KLL

Signature

Handwritten signature





ASK Automotive Private Limited
Notes forming part of consolidated financial statements (continued)
CIN: U34300DL1988PTC030342
(All amounts are in INR Lakhs, except otherwise stated)

B Particulars of transactions with related parties (continued)

Nature of transaction and name of related party	For the year ended 31 March 2021			For the year ended 31 March 2020		
	Joint Venture	Significant Influence	Key Management Personnel	Joint Venture	Significant Influence	Key Management Personnel
Director's Remuneration						
Mr. Kuldip Singh Rathee	-	-	661.86	-	-	802.90
Mr. Prashant Rathee	-	-	233.64	-	-	321.16
Mr. Aman Rathee	-	-	233.64	-	-	321.16
Mr. Rajesh Kumar	-	-	24.52	-	-	12.21
Mr. Anand Kumar Bhardwaj	-	-	-	-	-	10.86
Gratuity payment						
Mrs. Vijay Rathee	-	-	-	-	-	20.00
Demerger Reserve transferred pursuant to demerger (refer note 44.2)						
Vijaylaxmi Infra Projects Private Limited	-	-	-	-	1,013.05	-
Remuneration						
Ms. Rajani Sharma	-	-	34.48	-	-	39.32
Corporate guarantees given						
ASK Fras-Le Friction Private Limited	-	-	-	1,000.00	-	-
Bonus Shares Issued						
Kuldip Singh Rathee	-	-	1,316.83	-	-	-
Vijay Rathee	-	-	955.14	-	-	-
Aman Rathee	-	-	356.85	-	-	-
Prashant Rathee	-	-	422.82	-	-	-
Advance Given						
Mr. Rajesh Kumar	-	-	22.25	-	-	-
Dividend paid						
Kuldip Singh Rathee	-	-	87.79	-	-	87.79
Vijay Rathee	-	-	63.68	-	-	63.68
Aman Rathee	-	-	23.79	-	-	23.79
Prashant Rathee	-	-	28.19	-	-	28.19
CSR expenditure paid						
Abszaas Trust	-	101.55	-	-	51.94	-

*Transactions have been reported inclusive of applicable taxes.



Handwritten signatures and initials: f km, [Signature], [Signature]



ASK Automotive Private Limited
Notes forming part of consolidated financial statements (continued)
CIN: U34300DL1988PTC030342
(All amounts are in INR Lakhs, except otherwise stated)

C Balance outstanding at the end of the year

Nature of balances and name of related party	As at 31 March 2021			As at 31 March 2020		
	Joint Venture	Significant Influence	Key Management Personnel	Joint Venture	Significant Influence	Key Management Personnel
Investment in equity shares						
ASK Fras-Le Friction Private Limited	339.52	-	-	779.42	-	-
Trade receivables						
ASK Fras-Le Friction Private Limited	39.15	-	-	8.80	-	-
Interest receivables						
ASK Fras-Le Friction Private Limited	22.20	-	-	10.56	-	-
Trade payables						
ASK Fras-Le Friction Private Limited	-	-	-	11.73	-	-
Vijaylaxmi Infra Projects Private Limited	-	-	-	-	80.99	-
Security deposits given						
A.P. Automotives Private Limited	-	6.30	-	-	72.00	-
Mr. Prashant Rathee	-	-	96.00	-	-	96.00
Mr. Aman Rathee	-	-	96.00	-	-	96.00
Loan given						
ASK Fras-Le Friction Private Limited	1,066.50	-	-	1,066.50	-	-
Remuneration payable						
Mr. Kuldip Singh Rathee	-	-	-	-	-	217.86
Mr. Prashant Rathee	-	-	-	-	-	100.75
Mr. Aman Rathee	-	-	-	-	-	100.75
Ms. Rajani Sharma	-	-	-	-	-	1.68
Advance Given						
Mr. Rajesh Kumar	-	-	19.63	-	-	-
Corporate guarantees given to banks on account of facilities granted by banks to joint venture as co guarantor						
Ask Fras-le Friction Pvt. Ltd.	5,400.00	-	-	5,400.00	-	-

The Company has taken personal guarantee from directors Mr. Kuldip Singh Rathee, Mrs. Vijay Rathee, Mr. Prashant Rathee and Mr. Aman Rathee for loans taken from banks. refer note 15 and note 39.2 for details of personal guarantee given by the directors.

39.2. As the liabilities for the gratuity and compensated absence are provided on an actuarial basis for the Company as a whole rather than each individual employee, the amounts pertaining specifically to KMP are not known and hence, not included in the above table. Gratuity and compensated absence, are included based on actual payment in respective year based in the above table.



Handwritten signatures and initials, including 'R K' and 'Kajal'.

- 40 Adoption of Ind AS 116, Leases : On March 30,2019 Ministry of corporate affairs has notified Ind AS 116, *Leases*. Ind AS 116 will replace the existing leases standard, Ind AS 17, *Leases*, and related interpretations. The standard sets out the principles for the recognition, measurement, presentation and disclosure of leases for both parties to a contract i.e., the lessee and the lessor. Ind AS 116 introduces a single lessee accounting model and requires a lessee to recognise assets and liabilities for all leases with a term of more than 12 months, unless the underlying asset is of low value.
- On transition, the adoption of the new standard resulted in recognition of 'Right of Use' asset of INR 187.16 Lakhs, and a lease liability of INR 231.53 Lakhs. The cumulative effect of applying the standard, amounting to INR 44.37 Lakhs was debited to retained earnings, net of taxes. The effect of this adoption is insignificant on the profit before tax, profit for the period and earnings per share. Ind AS 116 has resulted in an increase in cash inflows from operating activities and an increase in cash outflows from financing activities on account of lease payments. Right of Use assets includes Lease hold Land and Buildings.

The following is the summary of practical expedients elected on initial application : 1. Applied a single discount rate to a portfolio of leases of similar assets in similar economic environment 2. Applied the exemption not to recognize ROU assets and liabilities for leases with less than 12 months of lease term on the date of initial application 3. Considered direct future lease rental to be paid for measurement of the ROU asset at the date of initial application. 4. Applied the practical expedient to grandfather the assessment of which transactions are leases. Accordingly, Ind AS 116 is applied only to contracts that were previously identified as leases under Ind AS 17. The incremental borrowing rate applied to lease liabilities is 8.90% p.a., which is based on the last long term borrowing made by the company immediately before the application of Ind AS 116 on the basis of MCLR+<Spread> as on 1 April 2019.

The incremental borrowing rate applied for new lease agreements during the current financial year is 7.65% which is based on 3 months MCLR+<Spread> (Spread of last long term borrowing made by the company immediately before the lease) at the time of lease inception.

Right of use assets(Net Block):

Particulars	Amount
As at 1 April 2019	-
Transfer from PPE	406.17
Additions pursuant to first time implementation	187.16
Additions	1,302.57
Depreciation during the year	576.80
As at 31 March 2020	1,319.10
Additions	82.07
Depreciation during the year	623.35
As at 31 March 2021	777.82

Lease liability:

Particulars	Amount
As at 1 April 2019	-
Additions pursuant to first time implementation	231.53
Additions	1,251.02
Deletions	-
Interest for the year	92.90
Repayment made during the year (including Interest)	611.41
As at 31 March 2020	964.04
Additions	82.07
Interest for the year	60.11
Repayment made during the year (including Interest)	678.80
As at 31 March 2021	427.42

Maturity profile of Lease liability:

Year ended 31 March 2021					
Particulars	within 1 year	1-3 years	3-5 years	Above 5 years	Total
Lease payments (Cash)	134.29	253.54	112.31	-	500.14
Less:- Interest payments	31.63	36.51	4.57	-	72.71
Lease Principal	102.66	217.03	107.74	-	427.42

Year ended 31 March 2020					
Particulars	within 1 year	1-3 years	3-5 years	Above 5 years	Total
Lease payments (Cash)	666.35	233.99	167.67	11.90	1,079.91
Less:- Interest payments	52.44	49.42	13.92	0.09	115.87
Lease Principal	613.91	184.57	153.75	11.81	964.04

Following amount has been recognised in statement of profit and loss account:

Particulars	31 March 2021	31 March 2020
Depreciation on right of use asset (refer note no. 4A)	623.35	576.80
Interest on lease liabilities (refer note no. 29)	60.11	92.90
Expenses related to short term leases (included in Rent under other expenses) (refer note no. 3i)	31.24	78.60
Total amount recognized in statement of profit and loss	714.70	748.30



R KH

[Handwritten signature]

[Handwritten signature]



41 Disclosure pursuant to Ind AS 7 "Statement of cash flows"- changes in liabilities arising from financing activities:

Particulars	Non-current borrowings (Including current maturities) (refer note 15)	Current borrowings (refer note 20)	Interest accrued on borrowings (refer note 22)	Total
Opening balance as at 1 April 2020	13,677.15	1,261.40	98.67	15,037.22
(a) Changes from financing cash flow	(8,275.62)	(1,261.40)	(1,072.17)	(10,609.19)
(b) Interest charge to statement of profit and loss	-	-	998.10	998.10
Closing balance as at 31 March 2021	5,401.53	-	24.60	5,426.13

42 Covid Impact

The outbreak of Covid-19 has severely impact businesses around the world. In many countries, including India, there has been severe disruption of regular business operations due to lock down restrictions and other emergency measures imposed by the Government. The management has made a detailed assessment of its liquidity position, including recoverability/carrying values of its receivables, other assets and inventory as at balance sheet date. During the current year, the Company could recover from the situation and generated profits through operations and had to run under capacity for a significant period. Post reporting date, the second wave of Covid-19 has caused lock downs and other restrictions resulting in partial closure/slow down of operations. The Company is continuing production activities and following the prescribed Government's directives in this reference. Further, the actual impact of Covid-19 pandemic on the Company's results remains uncertain and dependant on spread of Covid-19 and steps taken by the Government to mitigate the economic impact and may differ from that estimated as at the date of approval of these financial statements. The Company is monitoring the situation closely. Based on its review and current indicators of future economic conditions, there is no significant impact on these financial statements.

43 Revenue from Contracts with Customers

A Disaggregation of revenue

The Company has performed a disaggregated analysis of revenues considering the nature, amount, timing and uncertainty of revenues. This includes disclosure of revenues by geography and timing of recognition.

Revenue from operations	Year ended 31 March 2021	Year ended 31 March 2020
Revenue by geography		
Domestic*	1,48,342.87	1,60,430.01
Export	7,141.06	4,372.74
Total	1,55,483.93	1,64,802.75
Adjustment for goods in transit net of opening:-		
Domestic	551.51	(147.75)
Export	(1,636.23)	(197.40)
Total	(1,084.72)	(345.15)
Net Revenue from operations	1,54,399.21	1,64,457.60
Revenue by time		
Revenue recognised at point in time	1,54,399.21	1,64,457.60
Revenue recognised over time	-	-
Total	1,54,399.21	1,64,457.60

* Export benefit and GST budgetary support has been included in domestic revenue

B. Significant changes in the contract liabilities balances during the year are as follows:

Particulars	Year ended 31 March 2021	Year ended 31 March 2020
Opening Balance	589.19	476.58
Add: Net Addition during the year	417.94	589.19
Less: Revenue recognised during the year from opening liability	589.19	476.58
Closing Balance	417.94	589.19

C. Assets and liabilities related to contracts with customers

Description	As at 31 March 2021		As at 31 March 2020	
	Non-current	Current	Non-current	Current
Contract liabilities related to sale of goods	-	417.94	-	589.19
Advance from customers	-	-	-	-

D. Reconciliation of revenue recognised in Statement of Profit and Loss with Contract price

Description	Year ended 31 March 2021	Year ended 31 March 2020
Contract price	1,58,277.54	1,67,803.00
Less: Discount, rebates, credits etc.	3,878.33	3,345.40
Revenue from operations as per Statement of Profit and Loss	1,54,399.21	1,64,457.60

44 The Company in its board meeting dated 19 February 2018, had approved the Composite Scheme of Amalgamation and Demerger for amalgamation of A.A. Autotech Private Limited (the Transferor Company), with the Company w.e.f. the start of business as on 1 April 2018 (the Merger Appointed date) and for demerger of the Real Estate and Project Management Consultancy Undertaking (the Demerged Undertaking) of the Company and its transfer to Vijaylaxmi Infra Projects Private Limited (the Resulting Company) w.e.f. close of business as on 31 March 2018 (the Demerger Appointed date) (hereinafter referred to as 'the Scheme'). The National Company Law Tribunal (NCLT), Principal Bench sanctioned the Scheme vide its order dated 3 May 2019, which the Company filed the Scheme with Registrar of Companies on 3 June 2019 (Effective date).



P. K. K. [Signature]

Pursuant to the Scheme, the Company on 24th July 2019 hold board meeting and gave approval for issue and allotment to the Shareholders of A.A. Autotech Private Limited, 20 (twenty) Equity Share of Rs. 2/- each of the Company for every 1(one) Equity Shares of Rs. 10/- each fully paid-up held by the equity Shareholders in A.A. Autotech Private Limited, details given below:

Name of the Shareholder	No. of Shares held in A.A. Autotech Private Limited	No. of Shares Allotted In the Company	Total Value of Allotted Shares (INR)
i) Mr. Prashant Rathee	3,17,700	63,54,000	1,27,08,000
ii) Mr. Aman Rathee	1,800	36,000	72,000
iii) ASK Automotive Private Limited	500	-	-

The amount of reserve (INR 127.80 Lakhs) created for issuance of shares to the shares holders of A.A. Autotech Private Limited was utilised during the previous year ended 31 March 2020.

Further, pursuant to the Scheme, the demerged undertaking has been transferred to the Resulting Company w.e.f. the Demerger Appointed date. The Company had adhered to the Scheme approved by the NCLT and had accordingly recorded accounting treatment of demerger w.e.f. the Demerger Appointed date.

Reconciliation of amount transferred from reserves

Particulars	For the period ended 03 June 2019	For the year ended 31 March 2019
Net Asset as at 03 June 2019 of the Demerged Undertaking	17,741.23	
Net Asset as at 31 March 2019 of the Demerged Undertaking	16,741.23	16,741.23
Net Asset as at 31 March 2018 of the Demerged Undertaking		13,363.90
Increase in net assets of the Demerged Undertaking	1,000.00	3,377.33
Loss for the period/year of the Demerged Undertaking	(13.05)	(70.64)
Amount to be transferred from reserves	1,013.05	3,447.97

45 Reclassification/Regrouping


Previous year numbers have been regrouped/reclassified wherever considered necessary

Statement of profit and loss	For the year ended 31 March 2020 (Reported)	Adjustments	For the year ended 31 March 2020 (Reclassified)
Cost of material consumed	1,03,778.31	(230.31)	1,03,548.00
Changes in inventories of finished goods and work-in-progress	491.88	72.64	564.52
Other income	677.18	157.67	519.51

46 Authorisation of financial statements

The consolidated financial statements for the year ended 31 March 2021 (including comparatives) were approved by the board of directors on 24 August 2021.


For Walker Chandio & Co LLP
Chartered Accountants
Firm's Registration No.: 001076N/NS00013


Ankit Mehra
Partner
Membership No.: 507429




Place: Gurugram
Date: 24 August 2021

For and on behalf of the Board of Directors of
ASK Automotive Private Limited


Kuldip Singh Rathee
Managing Director
DIN: 00041032

Place: Gurugram
Date: 24 August 2021


Prashant Rathee
Executive Director
DIN: 00041081


Naresh Kumar
Chief Financial Officer


Rajani Sharma
Company Secretary



Walker Chandiook & Co LLP

21st Floor, DLF Square
Jacaranda Marg, DLF Phase II,
Gurugram - 122 002
Haryana, India

T +91 124 462 8099
F +91 124 462 8001

Independent Auditor's Report

To the Members of ASK Automotive Private Limited


Report on the Audit of the Consolidated Financial Statements

Opinion

1. We have audited the accompanying consolidated financial statements of ASK Automotive Private Limited ('the Holding Company') and its subsidiary (the Holding Company and its subsidiary together referred to as 'the Group'), its joint venture, as listed in Annexure 1, which comprise the Consolidated Balance Sheet as at 31 March 2022, the Consolidated Statement of Profit and Loss including Other Comprehensive Income, the Consolidated Cash Flow Statement and the Consolidated Statement of Changes in Equity for the year then ended, and a summary of the significant accounting policies and other explanatory information.
2. In our opinion and to the best of our information and according to the explanations given to us and based on the consideration of the reports of the other auditors on separate financial statements and on the other financial information of the subsidiary and its joint venture, the aforesaid consolidated financial statements give the information required by the Companies Act, 2013 ('the Act') in the manner so required and give a true and fair view in conformity with the Indian Accounting Standards ('Ind AS') specified under section 133 of the Act, read with the Companies (Indian Accounting Standards) Rules, 2015, and other accounting principles generally accepted in India of the consolidated state of affairs of the Group and its joint venture, as at 31 March 2022, and their consolidated profit including other comprehensive income, consolidated cash flows and the consolidated changes in equity for the year ended on that date.

Basis for Opinion

3. We conducted our audit in accordance with the Standards on Auditing specified under section 143(10) of the Act. Our responsibilities under those standards are further described in the Auditor's Responsibilities for the Audit of the Consolidated Financial Statements section of our report. We are independent of the Group and its joint venture in accordance with the Code of Ethics issued by the Institute of Chartered Accountants of India ('ICAI') together with the ethical requirements that are relevant to our audit of the consolidated financial statements under the provisions of the Act and the rules thereunder, and we have fulfilled our other ethical responsibilities in accordance with these requirements and the Code of Ethics. We believe that the audit evidence we have obtained together with the audit evidence obtained by the other auditors in terms of their reports referred to in paragraph 11 of the Other Matter section below, is sufficient and appropriate to provide a basis for our opinion.



Chartered Accountants

Offices in Bengaluru, Chandigarh, Chennai, Dehradun, Gurugram, Hyderabad, Kochi, Kolkata, Mumbai, New Delhi, Noida and Pune

Walker Chandiook & Co LLP is registered with limited liability with identification number AAC-2085 and has its registered office at L-41, Connaught Circus, Outer Circle, New Delhi, 110001, India

Independent Auditor's Report to the members of ASK Automotive Private Limited on the consolidated financial statements for the year ended 31 March 2022 (Cont'd)

Information other than the Consolidated Financial Statements and Auditor's Report thereon

4. The Holding Company's Board of Directors are responsible for the other information. The other information comprises the information included in the Board Report, but does not include the consolidated financial statements and our auditor's report thereon.

Our opinion on the consolidated financial statements does not cover the other information and we do not express any form of assurance conclusion thereon.

In connection with our audit of the consolidated financial statements, our responsibility is to read the other information and, in doing so, consider whether the other information is materially inconsistent with the consolidated financial statements or our knowledge obtained in the audit or otherwise appears to be materially misstated. If, based on the work we have performed, we conclude that there is a material misstatement of this other information, we are required to report that fact. We have nothing to report in this regard.

Responsibilities of Management and Those Charged with Governance for the Consolidated Financial Statements

5. The accompanying consolidated financial statements have been approved by the Holding Company's Board of Directors. The Holding Company's Board of Directors are responsible for the matters stated in section 134(5) of the Act with respect to the preparation and presentation of these consolidated financial statements that give a true and fair view of the consolidated financial position, consolidated financial performance including other comprehensive income, consolidated changes in equity and consolidated cash flows of the Group including its joint venture in accordance with the Ind AS specified under section 133 of the Act read with the Companies (Indian Accounting Standards) Rules, 2015, and other accounting principles generally accepted in India. The respective Board of Directors of the companies included in the Group and its joint venture are responsible for maintenance of adequate accounting records in accordance with the provisions of the Act for safeguarding of the assets of the Group and for preventing and detecting frauds and other irregularities; selection and application of appropriate accounting policies; making judgments and estimates that are reasonable and prudent; and design, implementation and maintenance of adequate internal financial controls, that were operating effectively for ensuring the accuracy and completeness of the accounting records, relevant to the preparation and presentation of the consolidated financial statements that give a true and fair view and are free from material misstatement, whether due to fraud or error, which have been used for the purpose of preparation of the consolidated financial statements by the Board of Directors of the Holding Company, as aforesaid.
6. In preparing the consolidated financial statements, the respective Board of Directors of the companies included in the Group and of its joint venture are responsible for assessing the ability of the Group and of its joint venture to continue as a going concern, disclosing, as applicable, matters related to going concern and using the going concern basis of accounting unless the Board of Directors either intend to liquidate the Group or to cease operations, or has no realistic alternative but to do so.
7. Those respective Board of Directors are also responsible for overseeing the financial reporting process of the companies included in the Group and of its joint venture.

Auditor's Responsibilities for the Audit of the Consolidated Financial Statements

8. Our objectives are to obtain reasonable assurance about whether the consolidated financial statements as a whole are free from material misstatement, whether due to fraud or error, and to issue an auditor's report that includes our opinion. Reasonable assurance is a high level of assurance but is not a guarantee that an audit conducted in accordance with Standards on Auditing will always detect a material misstatement when it exists. Misstatements can arise from fraud or error and are considered material if, individually or in the aggregate, they could reasonably be expected to influence the economic decisions of users taken on the basis of these consolidated financial statements.

Independent Auditor's Report to the members of ASK Automotive Private Limited on the consolidated financial statements for the year ended 31 March 2022 (Cont'd)

9. As part of an audit in accordance with Standards on Auditing specified under section 143(10) of the Act we exercise professional judgment and maintain professional skepticism throughout the audit. We also:
- Identify and assess the risks of material misstatement of the consolidated financial statements, whether due to fraud or error, design and perform audit procedures responsive to those risks, and obtain audit evidence that is sufficient and appropriate to provide a basis for our opinion. The risk of not detecting a material misstatement resulting from fraud is higher than for one resulting from error, as fraud may involve collusion, forgery, intentional omissions, misrepresentations, or the override of internal control;
 - Obtain an understanding of internal control relevant to the audit in order to design audit procedures that are appropriate in the circumstances. Under section 143(3)(i) of the Act we are also responsible for expressing our opinion on whether the Holding Company has adequate internal financial controls with reference to consolidated financial statements in place and the operating effectiveness of such controls.;
 - Evaluate the appropriateness of accounting policies used and the reasonableness of accounting estimates and related disclosures made by management;
 - Conclude on the appropriateness of Board of Directors' use of the going concern basis of accounting and, based on the audit evidence obtained, whether a material uncertainty exists related to events or conditions that may cast significant doubt on the ability of the Group and its joint venture to continue as a going concern. If we conclude that a material uncertainty exists, we are required to draw attention in our auditor's report to the related disclosures in the consolidated financial statements or, if such disclosures are inadequate, to modify our opinion. Our conclusions are based on the audit evidence obtained up to the date of our auditor's report. However, future events or conditions may cause the Group and its joint venture to cease to continue as a going concern;
 - Evaluate the overall presentation, structure and content of the consolidated financial statements, including the disclosures, and whether the consolidated financial statements represent the underlying transactions and events in a manner that achieves fair presentation; and
 - Obtain sufficient appropriate audit evidence regarding the financial information of the entities within the Group and its joint venture, to express an opinion on the consolidated financial statements. We are responsible for the direction, supervision and performance of the audit of financial statements of such entities included in the consolidated financial statements, of which we are the independent auditors. For the other entities included in the consolidated financial statements, which have been audited by the other auditors, such other auditors remain responsible for the direction, supervision and performance of the audits carried out by them. We remain solely responsible for our audit opinion.
10. We communicate with those charged with governance regarding, among other matters, the planned scope and timing of the audit and significant audit findings, including any significant deficiencies in internal control that we identify during our audit.

Other Matter

11. We did not audit the financial statements of one subsidiary, whose financial statements reflect total assets of ₹ 7,836.16 Lakhs and net assets of ₹ 44.75 Lakhs as at 31 March 2022, total revenue of Nil and net cash inflow amounting to ₹ 35.59 Lakhs for the year ended on that date, as considered in the consolidated financial statements. The consolidated financial statements also include the Group's share of net loss (including other comprehensive income) of ₹ 529.05 Lakhs for the year ended 31 March 2022, as considered in the consolidated financial statements, in respect of one joint venture, whose financial statements have not been audited by us. These financial statements have been audited by other auditors whose reports have been furnished to us by the management and our opinion on the consolidated financial statements, in so far as it relates to the amounts and disclosures included in respect of this subsidiary and joint venture, and our report in terms of sub-section (3) of section 143 of



Walker Chandiook & Co LLP

Independent Auditor's Report to the members of ASK Automotive Private Limited on the consolidated financial statements for the year ended 31 March 2022 (Cont'd)

the Act in so far as it relates to the aforesaid subsidiary and joint venture, are based solely on the reports of the other auditors.

Our opinion above on the consolidated financial statements, and our report on other legal and regulatory requirements below, are not modified in respect of the above matters with respect to our reliance on the work done by and the reports of the other auditors.

Report on Other Legal and Regulatory Requirements

12. Based on our audit and on the consideration of the reports of the other auditors, referred to in paragraph 11, on separate financial statements of the subsidiary and joint venture, we report that the provisions of section 197 read with Schedule V to the Act are not applicable to the Holding Company, its subsidiary company and joint venture company incorporated in India whose financial statements have been audited under the Act since none of such companies is a public company as defined under section 2(71) of the Act. Accordingly, reporting under section 197(16) is not applicable.
13. As required by clause (xxi) of paragraph 3 of Companies (Auditor's Report) Order, 2020 ('the Order') issued by the Central Government of India in terms of section 143(11) of the Act based on the consideration of the Order reports issued till date by us and by the respective other auditors as mentioned in paragraph 11 above, of companies included in the consolidated financial statements for the year ended 31 March 2022 and covered under the Act we report that:

- A) Following are the qualifications/adverse remarks reported by us and the other auditors in the Order reports of the companies included in the consolidated financial statements for the year ended 31 March 2022 for which such Order reports have been issued till date and made available to us:

S No	Name	CIN	Holding Company / Subsidiary / Associate / Joint Venture	Clause number of the CARO report which is qualified or adverse
1	ASK Automotive Private Limited	U34300DL1988PTC030342	Holding Company	Clause i(c) and ii(b)
2	ASK Fras-Le Friction Private Limited	U34300DL2017PTC324954	Joint Venture	Clause ii(b) and ix(d)


14. As required by section 143(3) of the Act, based on our audit and on the consideration of the reports of the other auditors on separate financial statements and other financial information of the subsidiary and joint venture incorporated in India whose financial statements have been audited under the Act, we report, to the extent applicable, that:

- a) We have sought and obtained all the information and explanations which to the best of our knowledge and belief were necessary for the purpose of our audit of the aforesaid consolidated financial statements;
- b) In our opinion, proper books of account as required by law relating to preparation of the aforesaid consolidated financial statements have been kept so far as it appears from our examination of those books and the reports of the other auditors;
- c) The consolidated financial statements dealt with by this report are in agreement with the relevant books of account maintained for the purpose of preparation of the consolidated financial statements;
- d) In our opinion, the aforesaid consolidated financial statements comply with Ind AS specified under section 133 of the Act read with the Companies (Indian Accounting Standards) Rules, 2015;
- e) On the basis of the written representations received from the directors of the Holding Company, and taken on record by the Board of Directors of the Holding Company, and the reports of the statutory auditors of its subsidiary company and joint venture company, covered under the Act,

Independent Auditor's Report to the members of ASK Automotive Private Limited on the consolidated financial statements for the year ended 31 March 2022 (Cont'd)

none of the directors of the Group companies, its joint venture company, are disqualified as on 31 March 2022 from being appointed as a director in terms of section 164(2) of the Act.

- f) With respect to the adequacy of the internal financial controls with reference to financial statements of the Holding Company, and its subsidiary company and joint venture company covered under the Act, and the operating effectiveness of such controls, refer to our separate report in 'Annexure A' wherein we have expressed an unmodified opinion; and
- g) With respect to the other matters to be included in the Auditor's Report in accordance with rule 11 of the Companies (Audit and Auditors) Rules, 2014 (as amended), in our opinion and to the best of our information and according to the explanations given to us and based on the consideration of the report of the other auditors on separate financial statements and other financial information of the subsidiary and joint venture incorporated in India whose financial statements have been audited under the Act:
- i. There were no pending litigations as at 31 March 2022 which would impact the consolidated financial position of the Group and its joint venture;
 - ii. The Holding Company, its subsidiary company and joint venture company did not have any long-term contracts including derivative contracts for which there were any material foreseeable losses as at 31 March 2022;
 - iii. There were no amounts which were required to be transferred to the Investor Education and Protection Fund by the Holding Company, and its subsidiary company and joint venture company covered under the Act, during the year ended 31 March 2022;
 - iv. a. The respective managements of the Holding Company and its subsidiary company and joint venture company incorporated in India whose financial statements have been audited under the Act have represented to us and the other auditors of such subsidiary and joint venture respectively that, to the best of their knowledge and belief, on the date of this audit report as disclosed in note 47(b) to the consolidated financial statements, no funds have been advanced or loaned or invested (either from borrowed funds or securities premium or any other sources or kind of funds) by the Holding Company or its subsidiary company or its joint venture company to or in any persons or entities, including foreign entities ('the intermediaries'), with the understanding, whether recorded in writing or otherwise, that the intermediary shall, whether, directly or indirectly lend or invest in other persons or entities identified in any manner whatsoever by or on behalf of the Holding Company, or any such subsidiary company or its joint venture company ('the Ultimate Beneficiaries') or provide any guarantee, security or the like on behalf the Ultimate Beneficiaries;
 - b. The respective managements of the Holding Company and its subsidiary company and joint venture company incorporated in India whose financial statements have been audited under the Act have represented to us and the other auditors of such subsidiary and joint venture respectively that, to the best of their knowledge and belief, on the date of this audit report as disclosed in the note 47(c) to the accompanying consolidated financial statements, no funds have been received by the Holding Company or its subsidiary company, or its associate company or its joint venture company from any persons or entities, including foreign entities ('the Funding Parties'), with the understanding, whether recorded in writing or otherwise, that the Holding Company, or any such subsidiary company or its joint venture company shall, whether directly or indirectly, lend or invest in other persons or entities identified in any manner whatsoever by or on behalf of the Funding Party ('Ultimate Beneficiaries') or provide any guarantee, security or the like on behalf of the Ultimate Beneficiaries; and



Walker Chandiook & Co LLP

Independent Auditor's Report to the members of ASK Automotive Private Limited on the consolidated financial statements for the year ended 31 March 2022 (Cont'd)

- c. Based on such audit procedures performed by us and that performed by the auditors of the subsidiary and joint venture, as considered reasonable and appropriate in the circumstances, nothing has come to our or other auditors' notice that has caused us or the other auditors to believe that the management representations under sub-clauses (a) and (b) above contain any material misstatement.
- v. The Holding Company, its subsidiary company and joint venture company have not declared or paid any dividend during the year ended 31 March 2022.

For **Walker Chandiook & Co LLP**
Chartered Accountants
Firm's Registration No.: 001076N/N500013



Ashish Gera
Partner
Membership No.: 508685

UDIN: 22508685AXVAJQ1736

Place: Gurugram
Date: 30 September 2022

Walker Chandniok & Co LLP

Independent Auditor's Report to the members of ASK Automotive Private Limited on the consolidated financial statements for the year ended 31 March 2022 (Cont'd)

Annexure 1

List of entities included in the consolidated financial statements

S.No.	Name of the entity	Relation
1	ASK Automobiles Private Limited	Subsidiary
2	ASK Fras-Le Friction Private Limited	Joint Venture



Annexure A to the Independent Auditor's Report of even date to the members of ASK Automotive Private Limited on the consolidated financial statements for the year ended 31 March 2022

Annexure A

Independent Auditor's Report on the internal financial controls with reference to financial statements under Clause (i) of Sub-section 3 of Section 143 of the Companies Act, 2013 ('the Act')

1. In conjunction with our audit of the consolidated financial statements of ASK Automotive Private Limited ('the Holding Company') and its subsidiary (the Holding Company and its subsidiary together referred to as 'the Group'), its joint venture as at and for the year ended 31 March 2022, we have audited the internal financial controls with reference to financial statements of the Holding Company, its subsidiary company and joint venture company, which are companies covered under the Act, as at that date.

Responsibilities of Management and Those Charged with Governance for Internal Financial Controls

2. The respective Board of Directors of the Holding Company, its subsidiary company and joint venture company, which are companies covered under the Act, are responsible for establishing and maintaining internal financial controls based on the internal financial controls with reference to financial statements criteria established by the Company considering the essential components of internal control stated in the Guidance Note on Audit of Internal Financial Controls over Financial Reporting issued by the Institute of Chartered Accountants of India. These responsibilities include the design, implementation and maintenance of adequate internal financial controls that were operating effectively for ensuring the orderly and efficient conduct of the Company's business, including adherence to the Company's policies, the safeguarding of its assets, the prevention and detection of frauds and errors, the accuracy and completeness of the accounting records, and the timely preparation of reliable financial information, as required under the Act.

Auditor's Responsibility for the Audit of the Internal Financial Controls with Reference to Financial Statements

3. Our responsibility is to express an opinion on the internal financial controls with reference to financial statements of the Holding Company, its subsidiary company and joint venture company, as aforesaid, based on our audit. We conducted our audit in accordance with the Standards on Auditing issued by the Institute of Chartered Accountants of India ('ICAI') prescribed under Section 143(10) of the Act, to the extent applicable to an audit of internal financial controls with reference to financial statements, and the Guidance Note on Audit of Internal Financial Controls Over Financial Reporting ('the Guidance Note') issued by the ICAI. Those Standards and the Guidance Note require that we comply with ethical requirements and plan and perform the audit to obtain reasonable assurance about whether adequate internal financial controls with reference to financial statements were established and maintained and if such controls operated effectively in all material respects.
4. Our audit involves performing procedures to obtain audit evidence about the adequacy of the internal financial controls with reference to financial statements and their operating effectiveness. Our audit of internal financial controls with reference to financial statements includes obtaining an understanding of such internal financial controls, assessing the risk that a material weakness exists, and testing and evaluating the design and operating effectiveness of internal control based on the assessed risk. The procedures selected depend on the auditor's judgement, including the assessment of the risks of material misstatement of the financial statements, whether due to fraud or error.



Annexure A to the Independent Auditor's Report of even date to the members of ASK Automotive Private Limited on the consolidated financial statements for the year ended 31 March 2022 (Cont'd)

5. We believe that the audit evidence we have obtained and the audit evidence obtained by the other auditors in terms of their reports referred to in the Other Matter paragraph below, is sufficient and appropriate to provide a basis for our audit opinion on the internal financial controls with reference to financial statements of the Holding Company, its subsidiary company and joint venture company as aforesaid.

Meaning of Internal Financial Controls with Reference to Financial Statements

6. A company's internal financial controls with reference to financial statements is a process designed to provide reasonable assurance regarding the reliability of financial reporting and the preparation of financial statements for external purposes in accordance with generally accepted accounting principles. A company's internal financial controls with reference to financial statements include those policies and procedures that (1) pertain to the maintenance of records that, in reasonable detail, accurately and fairly reflect the transactions and dispositions of the assets of the company; (2) provide reasonable assurance that transactions are recorded as necessary to permit preparation of financial statements in accordance with generally accepted accounting principles, and that receipts and expenditures of the company are being made only in accordance with authorisations of management and directors of the company; and (3) provide reasonable assurance regarding prevention or timely detection of unauthorised acquisition, use, or disposition of the company's assets that could have a material effect on the financial statements.

Inherent Limitations of Internal Financial Controls with Reference to Financial Statements

7. Because of the inherent limitations of internal financial controls with reference to financial statements, including the possibility of collusion or improper management override of controls, material misstatements due to error or fraud may occur and not be detected. Also, projections of any evaluation of the internal financial controls with reference to financial statements to future periods are subject to the risk that the internal financial controls with reference to financial statements may become inadequate because of changes in conditions, or that the degree of compliance with the policies or procedures may deteriorate.

Opinion

8. In our opinion and based on the consideration of the reports of the other auditors on internal financial controls with reference to financial statements of the subsidiary company and joint venture company, the Holding Company, its subsidiary company and joint venture company, which are companies covered under the Act, have in all material respects, adequate internal financial controls with reference to financial statements and such controls were operating effectively as at 31 March 2022, based on internal financial controls with reference to financial statements criteria established by the Company considering the essential components of internal control stated in the Guidance Note on Audit of Internal Financial Controls over Financial Reporting issued by the Institute of Chartered Accountants of India.

Other Matter

9. We did not audit the internal financial controls with reference to financial statements in so far as it relates to one subsidiary company, which is a company covered under the Act, whose financial statements reflect total assets of ₹ 7,836.16 Lakhs and net assets of ₹ 44.75 Lakhs as at 31 March 2022, total revenues of Nil and net cash inflows amounting to ₹ 35.59 Lakhs for the year ended on that date, as considered in the consolidated financial statements. The consolidated financial statements also include the Group's share of net loss (including other comprehensive income) of ₹ 529.05 Lakhs for the year ended 31 March 2022, in respect of one joint venture company, which are companies covered under the Act, whose internal financial controls with reference to financial statements have not been audited by us. The internal financial controls with reference to financial statements in so far as it relates to such subsidiary company and joint venture company have been audited by other auditors whose reports have been furnished to us by the management and our



Walker ChandioK & Co LLP

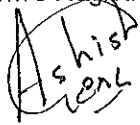
Annexure A to the Independent Auditor's Report of even date to the members of ASK Automotive Private Limited on the consolidated financial statements for the year ended 31 March 2022 (Cont'd)

report on the adequacy and operating effectiveness of the internal financial controls with reference to financial statements for the Holding Company, its subsidiary company and joint venture company, as aforesaid, under Section 143(3)(i) of the Act in so far as it relates to such subsidiary company and joint venture company is based solely on the reports of the auditors of such companies. Our opinion is not modified in respect of this matter with respect to our reliance on the work done by and on the reports of the other auditors.

For **Walker ChandioK & Co LLP**

Chartered Accountants

Firm's Registration No.: 001076N/N500013



Ashish Gera

Partner

Membership No.: 508685

UDIN: 22508685AXVAJQ1736

Place: Gurugram

Date: 30 September 2022

ASK Automotive Private Limited
Consolidated Balance Sheet as at 31 March 2022
CIN: U34300DLI988PTC030342
(All amounts are in INR Lakhs, except otherwise stated)

	Notes	As at 31 March 2022	As at 31 March 2021
ASSETS			
Non-current assets			
Property, plant and equipment	3	46,301.77	40,809.93
Capital work-in-progress	3	285.01	982.89
Right-of-use assets	4A	8,848.03	777.82
Goodwill	4B	18,191.01	18,191.01
Other Intangible assets	4B	418.57	560.74
Financial assets			
(i) Investments	5	-	339.52
(ii) Loans	5A	876.97	1,066.50
(iii) Other financial assets	6	872.77	846.44
Non-current tax assets (net)	7	495.05	469.77
Other non-current assets	8	421.35	598.29
		76,710.53	64,642.91
Current assets			
Inventories	9	12,436.95	11,268.09
Financial assets			
(i) Trade receivables	10	16,590.77	13,270.41
(ii) Cash and cash equivalents	11	130.18	1,852.65
(iii) Other bank balances	12	26.48	14.32
(iv) Other financial assets	6	119.88	55.59
Other current assets	8	910.30	709.46
		30,214.56	27,170.52
Assets held for sale	3	106.00	424.00
		1,07,031.09	92,237.43
Total assets			
EQUITY AND LIABILITIES			
Equity			
Equity share capital	13	4,017.85	4,068.85
Other equity	14	59,172.98	58,153.70
Total equity		63,190.83	62,222.55
Non-current liabilities			
Financial liabilities			
(i) Borrowings	15	10,234.95	4,267.00
(ii) Lease liabilities	16	873.09	324.76
Provisions	17	2,403.34	2,429.63
Deferred tax liabilities (net)	19	2,971.42	3,060.52
		16,482.80	10,081.91
Current liabilities			
Financial liabilities			
(i) Borrowings	20	2,219.16	1,134.53
(ii) Lease Liabilities	16	682.31	102.66
(iii) Trade payables			
(a) Total outstanding dues of micro enterprises and small enterprises	21	3,174.96	1,648.95
(b) Total outstanding dues of creditors other than (iii)(a) above	21	14,709.26	13,287.99
(iv) Other financial liabilities	22	2,122.61	942.64
Provisions	17	554.30	374.78
Current tax liabilities (net)	23	268.87	106.24
Other current liabilities	18	3,625.99	2,335.18
		27,357.46	19,932.97
		43,840.26	30,014.88
Total liabilities		1,07,031.09	92,237.43
Total equity and liabilities			


The accompanying notes are an integral part of the consolidated financial statements.


This is the consolidated balance sheet referred to in our report of even date


For Walker Chandniok & Co LLP
Chartered Accountants
Firm's Registration No.: 001076N/N500013




Ashish Gera
Partner
Membership No.: 508685
Place: Gurugram
Date: 30 September 2022

For and on behalf of the Board of Directors of
ASK Automotive Private Limited


Kuldip Singh Rathee
Managing Director
DIN: 00041032
Place: Gurugram
Date: 30 September 2022


Prashant Rathee
Executive Director
DIN: 00041081


Naresh Kumar
Chief Financial Officer


Rajani Sharma
Company Secretary



ASK Automotive Private Limited
Consolidated Statement of Profit and Loss for the year ended 31 March 2022
CIN: U34300DL1988PTC030342
(All amounts are in INR Lakhs, except otherwise stated)

	Notes	For the year ended 31 March 2022	For the year ended 31 March 2021
Income			
Revenue from operations	24	2,01,308.35	1,54,399.21
Other income	25	1,117.66	2,377.47
Total income		2,02,426.01	1,56,776.68
Expenses			
Cost of material consumed	26	1,40,380.75	1,01,544.22
Changes in inventories of finished goods and work-in-progress	27	(1,035.42)	(1,725.83)
Employee benefits expense	28	12,270.21	10,225.48
Finance costs	29	808.24	1,085.13
Depreciation and amortization expense	30	5,590.99	5,189.29
Other expenses	31	32,822.61	26,088.02
Dies for own use		(237.95)	(366.35)
Total expenses		1,90,599.43	1,42,039.96
Profit before share of net profits/losses of joint venture accounted for using equity method and taxes		11,826.58	14,736.72
Share of net losses of joint venture accounted for using equity method (net of taxes)		(527.50)	(440.66)
Profit before tax		11,299.08	14,296.06
Tax expenses			
Current Tax			
- Current year	32	3,168.18	3,812.04
- Prior years	32	(13.97)	(20.35)
Deferred tax credit	32	(120.99)	(115.76)
Total tax expenses		3,033.22	3,675.93
Profit after tax for the year		8,265.86	10,620.13
Other comprehensive income:			
(i) Items that will not be reclassified to profit or loss in subsequent years:			
Remeasurement of post employment benefit obligations		126.61	(59.52)
(ii) Income tax relating to items that will not be reclassified to profit or loss	32	(31.87)	14.98
Share of Other comprehensive income/(loss) of joint venture accounted for using equity method (net of taxes)		(1.55)	0.76
Other comprehensive (loss)/income for the year, net of tax		93.19	(43.78)
Total comprehensive income for the year		8,359.05	10,576.35
Earnings per equity share (INR)			
Basic and Diluted	33	4.09	5.22

The accompanying notes are an integral part of the consolidated financial statements.

This is the consolidated statement of profit and loss referred to in our report of even date

For Walker Chandio & Co LLP
Chartered Accountants
Firm's Registration No.: 001076N/N500013



Ashish Gera
Partner
Membership No.: 508685


Place: Gurugram
Date: 30 September 2022


For and on behalf of the Board of Directors of
ASK Automotive Private Limited


Kuldip Singh Rathee
Managing Director
DIN: 00041032

Place: Gurugram
Date: 30 September 2022


Prashant Rathee
Executive Director
DIN: 00041081


Naresh Kumar
Chief Financial Officer


Rajani Sharma
Company Secretary



	For the year ended 31 March 2022	For the year ended 31 March 2021
A. Cash flow from operating activities		
Profit before tax	11,299.08	14,296.06
Adjustment to reconcile profit before tax to net cash flows:		
Share of net losses of joint venture	527.50	440.66
Depreciation of property, plant and equipment	4,762.20	4,412.69
Amortization of intangible assets and right of use assets	828.79	776.60
Excess liability / provision written back	(393.11)	(81.63)
Provision for doubtful debt	0.01	46.67
Profit on sale of Investments	-	(1,517.79)
Net unrealised (profit)/ loss on foreign currency transaction	(64.77)	(5.79)
Property, plant and equipment written off	0.11	54.73
Unwinding of deferred government grant	(247.45)	(294.05)
Gain on sale of property, plant and equipment	(2.61)	(17.60)
Interest income	(162.37)	(178.60)
Dividend on shares	-	(41.37)
Interest expenses	794.21	1,058.21
Gain on lease modifications	(0.26)	-
Operating profit before working capital changes	17,341.33	18,948.79
Movements in working capital :		
Increase in trade receivables	(3,256.16)	(6,081.68)
Increase in inventories	(1,168.86)	(1,964.30)
Increase in trade payables	2,947.87	5,155.88
Increase /(Decrease) in financial assets	(168.77)	1,080.04
Increase /(Decrease) in other assets	(228.22)	73.05
Increase /(Decrease) in other financial liabilities	1,311.86	(548.08)
Increase in provisions	279.84	357.07
Increase /(Decrease) in other liabilities	1,317.05	(24.23)
Cash generated from operations	18,375.94	16,996.54
Direct taxes paid (net of refunds)	(3,016.86)	(3,352.60)
Net cash flow from operating activities (A)	15,359.08	13,643.94
B. Cash flow from investing activities		
Purchase of property, plant and equipment and intangible assets (including capital work in progress)	(8,575.76)	(4,750.44)
Proceeds from sale of property, plant and equipment, intangible assets and Assets held for Sale	404.95	1,471.29
(Purchase) /Sale of non current investments (net)	0.00	2,456.38
Redemption of fixed deposits/(net)	10.33	0.98
Dividend received	-	41.37
Interest received	164.20	178.26
Net cash used in investing activities (B)	(7,996.28)	(602.16)
C. Cash flow from financing activities		
Movement of short term borrowings	476.60	(1,261.40)
Proceeds from long term borrowings (including current maturities)	8,210.02	2,000.00
Repayment of long term borrowings (including current maturities)	(1,635.02)	(10,275.62)
Principal payment of finance lease liability (Refer Note 44)	(7,943.36)	(618.69)
Interest payment of finance lease liability (Refer Note 44)	(129.55)	(60.11)
Dividend paid	-	(203.44)
Bonus share issue expenses paid	-	(4.08)
Expenses paid towards increase in authorised share capital	(2.26)	(29.25)
Interest paid	(673.19)	(1,072.17)
Payment for buyback of equity shares	(5,992.50)	-
Payment of tax on buyback of equity shares	(1,396.01)	-
Net cash used in financing activities (C)	(9,085.27)	(11,524.76)
Net (Decrease) / Increase in cash and cash equivalents (A+B+C+D)	(1,722.47)	1,517.02
Cash and cash equivalents at beginning of the year	1,852.65	335.63
Cash and cash equivalents at end of the year	130.18	1,852.65
Reconciliation of cash and cash equivalents as per the standalone cash flow statement:	As at 31 March 2022	As at 31 March 2021
Cash and cash equivalents as per above comprises of the following :		
- Cash on hand	6.45	5.70
- Balance in current accounts	123.73	1,846.95
Balances as per cash flow statement	130.18	1,852.65


The accompanying notes are an integral part of the consolidated financial statements.


This is the consolidated cash flows statement referred to in our report of even date


For Walker Chandio & Co LLP
 Chartered Accountants
 Firm's Registration No.: 001076N/N500013



 Ashish Gera
 Partner
 Membership No.: 508685

For and on behalf of the Board of Directors of
 ASK Automotive Private Limited


 Kuldip Singh Rathee
 Managing Director
 DIN: 00041032


 Prashant Rathee
 Executive Director
 DIN: 00041081


 Naresh Kumar
 Chief Financial Officer


 Rajani Sharma
 Company Secretary



Place: Gurugram
 Date: 30 September 2022

Place: Gurugram
 Date: 30 September 2022

A. Equity Share Capital*

(1) As at 31 March 2022

Balance as at 1 April 2021 (equity share of INR 2 each)	Changes in equity share capital	Balance as at 31 March 2022 (equity share of INR 2 each)
4,068.85	(51.00)	4,017.85

(2) As at 31 March 2021

Balance as at 1 April 2020 (equity share of INR 2 each)	Changes in equity share capital	Balance as at 31 March 2021 (equity share of INR 2 each)
1,017.21	3,051.64	4,068.85

* Refer Note No. 13 for details

B. Other Equity #

(1) As at 31 March 2022

Particulars	Reserves and Surplus				Total other equity
	Capital redemption reserve	General reserve	Securities premium	Retained earnings	
As at 01 April 2021	8.00	10.05	94.05	58,041.60	58,153.70
Profit for the year	-	-	-	8,265.86	8,265.86
Other comprehensive income	-	-	-	93.19	93.19
Total comprehensive income for the year	-	-	-	8,359.05	8,359.05
Less: Transferred to Capital Redemption Reserve	51.00	-	-	(51.00)	-
Less: Buyback of Shares	-	-	-	(5,941.50)	(5,941.50)
Less: Income Tax on buyback of shares	-	-	-	(1,396.01)	(1,396.01)
Less: Bonus shares issued during the year	-	-	-	-	-
Less: Bonus share issue expenses	-	-	-	-	-
Less: Expenses for increase in authorised share capital	-	-	-	(2.26)	(2.26)
As at 31 March 2022	59.00	10.05	94.05	59,009.88	59,172.98

(2) As at 31 March 2021

Particulars	Reserves and Surplus				Total other equity
	Capital redemption reserve	General reserve	Securities premium	Retained earnings	
As at 1 April 2020	8.00	10.05	94.05	50,753.66	50,865.76
Profit for the year	-	-	-	10,620.13	10,620.13
Other comprehensive income	-	-	-	(43.78)	(43.78)
Total comprehensive income for the year	-	-	-	10,576.35	10,576.35
Less: Interim dividend	-	-	-	(203.44)	(203.44)
Less: Bonus shares issued during the year	-	-	-	(3,051.64)	(3,051.64)
Less: Bonus share issue expenses	-	-	-	(4.08)	(4.08)
Less: Expenses for increase in authorised share capital	-	-	-	(29.25)	(29.25)
As at 31 March 2021	8.00	10.05	94.05	58,041.60	58,153.70

For nature and purpose of each reserve refer note 14.1

refer note 14 for details.

The accompanying notes are an integral part of the consolidated financial statements.

This is the consolidated statement of changes in equity referred to in our report of even date

For Walker Chandok & Co LLP
 Chartered Accountants
 Firm's Registration No.: 001076N/N500013

Ashish Gera
 Partner
 Membership No.: 508685

Place: Gurugram
 Date: 30 September 2022

For and on behalf of the Board of Directors of
 ASK Automotive Private Limited

Kuldip Singh Rathee
 Managing Director
 DIN: 00041032

Prashant Rathee
 Executive Director
 DIN: 00041081

Naresh Kumar
 Chief Financial Officer

Rajani Sharma
 Company Secretary

Place: Gurugram
 Date: 30 September 2022



1. Corporate Information

ASK Automotive Private Limited ('the Holding Company') is a Private Limited Company domiciled in India with its registered office situated at Flat No. 104, 929/1, Naiwala, Faiz Road, Karol Bagh, New Delhi-110005. The Holding Company has been incorporated under the provisions of Indian Companies Act in India on 18 January 1988. The Holding Company has one wholly owned subsidiary and one Joint Venture Company in India. The Holding Company, its subsidiary, its joint venture (together referred to as "the Group"). The Holding Company is engaged in the business of manufacturing of auto components including friction material components and pressure die casted, machined and painted components, control cables for automobile industry. The Holding Company is supplier to the major leading Original Equipment Manufacturers (OEMs) in India like Honda, Hero MotoCorp, Bajaj Auto, TVS Motors, Suzuki, Yamaha, Mahindra, etc. and having strong presence in secondary market. The Holding Company has manufacturing facilities in the states of Haryana, Karnataka, Gujarat, Himachal and Uttarakhand.

These consolidated financial statements for the year ended 31 March 2022 (reporting date) have been prepared as per the requirements of Schedule III of the Companies Act, 2013.

2. Basis of preparation

a. Statement of compliance with Ind AS

These consolidated financial statements ('financial statements') of the Group have been prepared in accordance with the Indian Accounting Standards (hereinafter referred to as the 'Ind AS') as notified by Ministry of Corporate Affairs ('MCA') under section 133 of the Companies Act 2013 ('Act') read with the Companies (Indian Accounting Standards) (Amendment) Rules, 2015, as amended and other relevant provisions of the Act. The Group has uniformly applied the accounting policies during the periods presented.

The financial statements for the year ended 31 March 2022 were authorized and approved for issue by the Board of Directors on 30 September 2022.

b. Functional and presentation currency

The financial statements are presented in Indian rupees ('INR'), which is also the Group's functional currency. All amounts have been rounded-off to the nearest lakhs upto two place of decimal, unless otherwise indicated.


c. Basis of measurement

The financial statements have been prepared on going concern basis in accordance with accounting principles generally accepted in India. The financial statements have been prepared on the historical cost basis except for the following items:

<u>Items</u>	<u>Measurement basis</u>
Certain financial assets and liabilities	Fair value
Defined benefits (assets)/liability	Present value of defined benefits obligations

d. Use of estimates and judgements

The preparation of financial statements in conformity with generally accepted accounting principles require management to make judgments, estimates and assumptions that affect the application of accounting policies and the reported amounts of assets, liabilities, income and expenses and the disclosure of contingent liabilities



on the date of the financial statements. Actual results could differ from those estimates. Estimates and underlying assumptions are reviewed on an ongoing basis. Any revision to accounting estimates are recognized prospectively in current and future periods. Information about judgments made in applying accounting policies that have the most significant effects on the amounts recognized in the financial statements is included in the following notes:

Significant estimates

Useful lives of depreciable/amortizable assets – Management reviews its estimate of the useful lives of depreciable/amortizable assets at each reporting date, based on the expected utility of the assets. Uncertainties in these estimates relate to technical and economic obsolescence that may change the utility of assets.

Defined benefit obligation (DBO) – Management’s estimate of the DBO is based on underlying assumptions such as standard rates of inflation, mortality, discount rate and anticipation of future salary increases. Variation in these assumptions may significantly impact the DBO amount and the annual defined benefit expenses.

Recognition of deferred tax assets – The extent to which deferred tax assets can be recognized is based on an assessment of the probability of the future taxable income against which the deferred tax assets can be utilized.

Significant judgments

Contingent liabilities – At each balance sheet date, on the basis of the management judgment, changes in facts and legal aspects, the Group assesses the requirement of disclosure against the outstanding contingent liabilities. However, the actual future outcome may be different from this judgement.

Impairment of financial assets – At each balance sheet date, based on historical default rates observed over expected life, the management assesses the expected credit loss on outstanding financial assets.

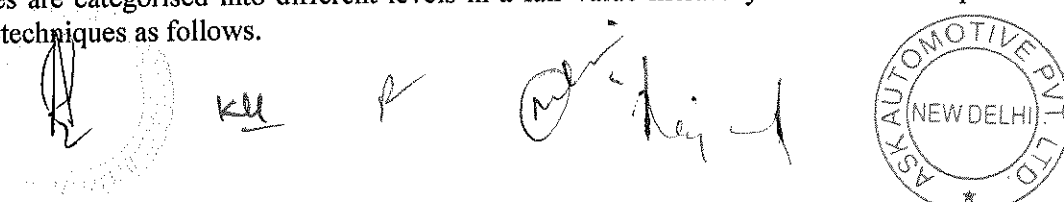
Evaluation of indicators for impairment of assets – The evaluation of applicability of indicators of impairment of assets requires assessment of several external and internal factors which could result in deterioration of recoverable amount of the assets.

Classification of leases – The Group enters into leasing arrangements for various premises. The assessment (including measurement) of the lease is based on several factors, including, but not limited to, transfer of ownership of leased asset at end of lease term, lessee’s option to extend/terminate etc. After the commencement date, the Group reassesses the lease term if there is a significant event or change in circumstances that is within its control and affects its ability to exercise or not to exercise the option to extend or to terminate.

e. Measurement of fair values

A number of the Group’s accounting policies and disclosures require measurement of fair values, for both financial and non-financial assets and liabilities. The Group has an established control framework with respect to measurement of fair values. This includes treasury division which is responsible for overseeing all significant fair value measurements, including Level 3 fair values, and report directly to chief financial officer.

Fair values are categorised into different levels in a fair value hierarchy based on the inputs used in the valuation techniques as follows.

The bottom of the page contains several handwritten signatures and stamps. On the left, there is a circular stamp with a signature inside. Next to it are the initials 'KLU' and 'R'. To the right is a large, stylized handwritten signature. On the far right is a circular official stamp of ASK AUTOMOTIVE PVT. LTD. NEW DELHI, with a star at the bottom.

Level 1: Quoted prices (unadjusted) in active markets for financial instruments.

Level 2: The fair value of financial instruments that are not traded in an active market is determined using valuation techniques which maximize the use of observable market data rely as little as possible on entity specific estimates.

Level 3: If one or more of the significant inputs is not based on observable market data, the instrument is included in level 3.

When measuring the fair value of an asset or liability, the Group uses observable market data as far as possible. The Group recognises transfers between levels of the fair value hierarchy at the end of the reporting period during which the changes have occurred.

f. Principles of consolidation

i) Subsidiary

Subsidiary includes the entity over which the Group has control. The Group controls an entity when it is exposed or has right to variable return from its involvement with the entity, and has the ability to affect those returns through its power (that is, existing rights that give it the current ability to direct the relevant activities) over the entity. The Group re-assesses whether or not it controls the entity, in case the under-lying facts and circumstances indicate that there are changes to above mentioned parameters that determine the existence of control.

Subsidiary is fully consolidated from the date on which control is transferred to the Group, and they are deconsolidated from the date when control ceases.

The Consolidated financial statements of subsidiary are fully consolidated on a line-by-line basis. Intragroup balances and transactions, and income and expenses arising from intra-group transactions, are eliminated while preparing the said financial statements. The un-realised gains resulting from intra-group transactions are also eliminated. Similarly, the un-realised losses are eliminated, unless the transaction provides evidence as to impairment of the asset transferred.

ii) Equity accounted investees

The Group's interest in equity accounted investees comprise interests in joint venture.

A joint venture is an agreement in which the Group has joint control and has right to the net assets of the arrangement, rather than rights to its assets and obligations for its liabilities.

Interest in joint ventures are accounted for using the equity method. They are initially recognized at cost which includes the transaction costs. Subsequent to initial recognition, the consolidated financial statements includes the Group's share of Profit and Loss and other Comprehensive Income (OCI) of equity-accounted investee until the date on which significant influence or joint control ceases.

Transactions elimination on consolidation

Intra-group balances and transactions, and any unrealized income and expenses arising from intra-group transactions, are eliminated. Unrealised gains arising from transaction with equity accounted investees are eliminated against the investment to the extent of the Group's interest in the investee. Unrealised losses are eliminated in the same way as unrealized gains, but only to the extent that there is no evidence of impairment.



ASK Automotive Private Limited
Notes forming part of consolidated financial statements (continued)
CIN: U34300DL1988PTC030342
(All amounts are in INR Lakhs, except otherwise stated)

The entities considered in the consolidated financial statements in the year are listed below:

S. No.	Name of the entity	Country of Incorporation	Nature of Interest	% of Ownership	
				31 March 2022	31 March 2021
1	ASK Automobiles Private Limited*	India	Subsidiary	100%	-
2	ASK Fras-Le Friction Private Limited	India	Joint Venture	49%	49%

*ASK Automobiles Private Limited is a wholly owned subsidiary since its incorporation on 7 June 2021.

2A. Significant accounting policies

(a) Current-non-current classification

All assets and liabilities are classified into current and non-current.

Assets

An asset is classified as current when it satisfies any of the following criteria:

- it is expected to be realised in, or is intended for sale or consumption in, the normal operating cycle;
- it is held primarily for the purpose of being traded;
- it is expected to be realised within 12 months after the reporting date; or
- it is cash or cash equivalent unless it is restricted from being exchanged or used to settle a liability for at least 12 months after the reporting date.

Current assets include the current portion of non-current financial assets. All other assets are classified as non-current.

Liabilities


A liability is classified as current when it satisfies any of the following criteria:

- it is expected to be settled in the normal operating cycle;
- it is held primarily for the purpose of being traded;
- it is due to be settled within 12 months after the reporting date; or
- the Group does not have an unconditional right to defer settlement of the liability for at least 12 months after the reporting date. Terms of a liability that could, at the option of the counterparty, result in its settlement by the issue of equity instruments do not affect its classification.

Current liabilities include current portion of non-current financial liabilities. All other liabilities are classified as non-current.

Operating cycle

Operating cycle is the time between the acquisition of assets for processing and their realisation in cash or cash equivalents. The Group has determined its operating cycle as 12 months for the purpose of classification of its assets and liabilities as current and non-current.



(b) **Foreign currency transactions**

i. **Initial recognition**

Transactions in foreign currencies are translated into the functional currency at the exchange rates at the date of the transaction.

ii. **Measurement at reporting date**

Monetary assets and liabilities denominated in foreign currencies are translated into the functional currency at the exchange rate at the reporting date. Non-monetary assets and liabilities that are measured based on historical cost in a foreign currency are translated at the exchange rate at the date of the transaction. Exchange differences on restatement/ settlement of all monetary items are recognized in the consolidated statement of profit and loss.

(c) **Financial instruments**

A financial instrument is any contract that gives rise to a financial asset of one entity and a financial liability or equity instrument of another entity.

i. **Recognition and initial measurement**

Financial assets and financial liabilities are recognised when the Group becomes a party to the contractual provisions of the instrument and are measured initially at fair value adjusted for transaction costs, except for those carried at fair value through Profit and Loss which are measured initially at fair value.

ii. **Classification and subsequent measurement**

Financial assets

On initial recognition, a financial asset is classified as measured at

- amortized cost; or
- fair value through profit or loss ('FVTPL')

Financial assets are not reclassified subsequent to their initial recognition, except if and in the period the Group changes its business model for managing financial assets.

A financial asset is measured at amortized cost if it meets both of the following conditions:

- the asset is held within a business model whose objective is to hold assets to collect contractual cash flows; and
- the contractual terms of the financial asset give rise on specified dates to cash flows that are solely payments of principal and interest on the principal amount outstanding.

All financial assets not classified as measured at amortized cost as described above are measured at FVTPL.

Financial liabilities

Financial liabilities are classified as measured at amortized cost or FVTPL. A financial liability is classified as at FVTPL if it is classified as held for trading, or it is a derivative or it is designated as such on initial recognition. Financial liabilities at FVTPL are measured at fair value and net gains and losses, including any interest expense, are recognized in statement of profit or loss. Other financial liabilities are subsequently measured at amortized cost using the effective interest method. The Group does not have any fixed liabilities under the category of FVTPL.



Handwritten signatures and initials at the bottom of the page.

iii. **Derecognition**

Financial assets

The Group de-recognises a financial asset when the contractual rights to the cash flows from the financial asset expire, or it transfers the rights to receive the contractual cash flows in a transaction in which substantially all of the risks and rewards of ownership of the financial asset are transferred or in which the Group neither transfers nor retains substantially all of the risks and rewards of ownership and does not retain control of the financial asset.

Investments in equity instruments of joint venture is accounted for at cost in accordance with Ind AS 27 Separate Financial Statements.

Financial liabilities

The Group de-recognises a financial liability when its contractual obligations are discharged or cancelled, or expire. The Group also de-recognises a financial liability when its terms are modified and the cash flows under the modified terms are substantially different. In this case, a new financial liability based on the modified terms is recognized at fair value. The difference between the carrying amount of the financial liability extinguished and the new financial liability with modified terms is recognized in consolidated statement of profit and loss.

iv. **Offsetting**

Financial assets and financial liabilities are offset and the net amount presented in the balance sheet when, and only when, the Group currently has a legally enforceable right to set off the amounts and it intends either to settle them on a net basis or to realize the asset and settle the liability simultaneously.

(d) **Property, plant and equipment**

i. **Recognition and measurement**

Items of property, plant and equipment are initially measured at cost of acquisition or construction which includes capitalized borrowing cost. The cost of an item of property, plant and equipment comprises its purchase price, including import duties and other non-refundable purchase taxes or levies, any directly attributable cost of bringing the asset to its working condition for its intended use and estimated cost of dismantling and removing the item and restoring the site on which it is located. Any trade discounts and rebates are deducted in arriving at the purchase price. After initial recognition, items of property, plant and equipment are carried at its cost less any accumulated depreciation and / or accumulated impairment loss, if any.

The cost of a self-constructed item of property, plant and equipment comprises the cost of materials and direct labor, any other costs directly attributable / allocable to bring the item to working condition for its intended use.

If significant parts of an item of property, plant and equipment have different useful lives, then they are accounted for as separate items (major components) of property, plant and equipment.

Gains or losses arising on sale/disposal of items of property, plant and equipment are recognized in consolidated statement of profit and loss.

Capital work-in-progress comprises the cost of fixed assets that are not ready for their intended use at the reporting date.

KUL

R

M. K. Singh



ii. Subsequent expenditure

Subsequent expenditure is capitalized only if it is probable that the future economic benefits associated with the expenditure will flow to the Group.

iii. Depreciation

Depreciation on items of property, plant and equipment is provided on the straight-line method based on the estimated useful life of each asset as determined by the management. Depreciation is charged over the number of shift a plant or equipment is used in the business in accordance with schedule II of the Companies Act. Depreciation for assets purchased during the year is proportionately charged i.e. from the date on which asset is ready for use. Depreciation for assets sold during the year is proportionately charged i.e. up to the date on which asset is disposed off.

The useful lives have been determined based on internal evaluation done by management and are in line with the estimated useful lives, to the extent prescribed by the Schedule II of the Companies Act.

	Life in Years
Buildings	30
Plant and machinery	15 to 20
Electrical installations	10
Furniture and fixtures	10
Office equipments	5
Vehicles	8
Dies and Moulds	7 to 10
Computers	3

Hangers and trollies are amortised based on physical availability and technical assessment at year end.

Depreciation method, useful lives and residual values are reviewed at each financial year-end and adjusted if appropriate.

Modification or extension to an existing asset, which is of capital nature, and which becomes an integral part thereof is depreciated prospectively over the remaining useful life of that asset.

(e) Intangible Assets

i. Recognition and initial measurement

Intangible assets that are acquired by the Group are measured initially at cost. After initial recognition, an intangible asset is carried at its cost less any accumulated amortization and any accumulated impairment loss.

ii. Subsequent expenditure

Subsequent expenditure is capitalized only if it is probable that the future economic benefits associated with the expenditure will flow to the Group.

iii. Amortisation

Technical know-how is being amortized over a period of seven years on a straight line basis.

Computer software is being amortized over a period of six years on a straight line basis.

[Handwritten signatures and initials]



Goodwill

Represents amounts paid over the identifiable assets towards Business Takeover transaction is carried forward based on assessment of benefits arising from such goodwill in future. Goodwill is tested for impairment annually at each balance sheet date.

Distribution network

Represents allocation of amounts paid towards Business Takeover transaction is carried forward based on assessment of benefits arising from such network in future. Such expenditure is amortized on period of ten years on straight line basis.

The above periods also represent the management's estimation of economic useful life of the respective intangible assets.

Amortisation method, useful lives and residual values are reviewed at each financial year-end and adjusted if appropriate.

(f) Inventories

Inventories which comprise of raw material, work in progress, finished goods and stores and spares are valued at the lower of cost and net realisable value. Cost of inventories comprises all cost of purchase, cost of conversion and other costs incurred in bringing the inventories to their present location and condition.

The basis of determining costs for various categories of inventories are as follows: -

Raw materials, components, stores and spares,
Packing, Loose Tools, gauges and instruments

- Weighted Average Method

Work-in-progress and finished goods

- Material cost plus appropriate proportion of
labour, manufacturing overheads.

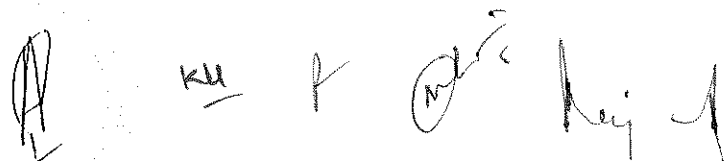
Net realisable value is the estimated selling price in the ordinary course of business, less the estimated costs of completion and the estimated costs necessary to make the sale.

The net realisable value of work-in-progress is determined with reference to the selling prices of related finished goods. Raw materials held for use in production of finished goods are not written down below cost, except in cases where material prices have declined, and it is estimated that the cost of the finished goods will exceed its net realisable value. The comparison of cost and net realizable value is made on an item-by-item basis.

(g) Impairment

Impairment of financial assets

The Group recognizes loss allowances using the Expected Credit Loss (ECL) model for the financial assets which are not fair valued through profit or loss. Loss allowance for trade receivables with no significant financing component is measured at an amount equal to lifetime ECL. For all other financial assets, expected credit losses are measured at an amount equal to the 12-month ECL, unless there has been a significant increase in credit risk from initial recognition, in which case those financial assets are measured at lifetime ECL. The changes (incremental or reversal) in loss allowance computed using ECL model, are recognised as an impairment gain or loss in the consolidated statement of profit and loss.





Impairment of non-financial assets

The Group's non-financial assets are reviewed at each reporting date to determine if there is indication of any impairment. If any indication exists, the asset's recoverable amount is estimated. Assets that do not generate independent cash flows are grouped together into cash generating units (CGU). An impairment loss is recognised whenever the carrying amount of an asset or its cash generating unit exceeds its recoverable amount. Impairment losses are recognised in consolidated statement of profit and loss. An impairment loss is reversed if there has been a change in the estimates used to determine the recoverable amount. An impairment loss is reversed only to the extent that the asset's carrying amount does not exceed the carrying amount that would have been determined net of depreciation or amortisation, if no impairment loss had been recognised.

(h) Employee benefits

Defined Contribution Plans:

The Group makes payments to defined contribution plans such as provident fund and employees' state insurance. The Group has no further payment obligations once the contributions have been paid. The contributions are accounted for as defined contribution plans and the contributions are recognised as employee benefit expense when they are due. Prepaid contributions are recognised as an asset to the extent that a cash refund or a reduction in the future payments is available.

Short-term employee benefits

Employee benefits payable within twelve months of receiving employee services are classified as short-term employee benefits. These benefits include salaries and wages, bonus, etc. The undiscounted amount of short-term employee benefits to be paid in exchange for employee services is recognised as an expense in consolidated statement of profit and loss as the related service is rendered by employees.

Defined Benefit Plans:

The liability or asset recognised in the balance sheet in respect of defined benefit gratuity plans is the present value of the defined benefit obligation at the end of the reporting period less the fair value of plan assets. The defined benefit obligation is calculated annually by actuaries using the projected unit credit method.


The net interest cost is calculated by applying the discount rate to the balance of the defined benefit obligation and the fair value of plan assets. This cost is included in employee benefit expense in the consolidated statement of profit and loss.

Remeasurement gains and losses arising from experience adjustments and changes in actuarial assumptions are recognised in the period in which they occur, directly in other comprehensive income. They are included in retained earnings in the consolidated statement of changes in equity and in the balance sheet.

Changes in the present value of the defined benefit obligation resulting from plan amendments or curtailments are recognised immediately in the consolidated statement of profit and loss as past service cost.

Other long-term employee benefits:

Other long-term employee benefits are recognised as an expense in the consolidated statement of profit and loss as and when they accrue. The Group determines the liability using the Projected Unit Credit Method, with actuarial valuations carried out as at the balance sheet date. Actuarial gains and losses in respect of such benefits are charged to the consolidated statement of profit and loss.



(i) Provisions

A provision is recognised if, as a result of a past event, the Group has a present obligation that can be estimated reliably, and it is probable that an outflow of economic benefits will be required to settle the obligation. Provisions are recognised at the best estimate of the expenditure required to settle the present obligation at the balance sheet date.

(j) Revenue recognition

Revenue is recognised to the extent that it is probable that the economic benefits will flow to the Group and the revenue can be reliably measured, regardless of when the payment is being made. Revenue is measured at the fair value of the consideration received or receivable, taking into account contractually defined terms of payment and excluding taxes or duties collected on behalf of the government.

However, / Goods and Services Tax (GST) is not received by the Group on its own account. Rather, it is tax collected on value added to the commodity or supplies made by the seller on behalf of the government. Accordingly, it is excluded from revenue.

Sale of goods

Revenue is measured at the fair value of the consideration received or receivable.

Further, revenue from sale of goods is recognized based on a 5-Step Methodology which is as follows:

Step 1: Identify the contract(s) with a customer

Step 2: Identify the performance obligation in contract

Step 3: Determine the transaction price

Step 4: Allocate the transaction price to the performance obligations in the contract

Step 5: Recognise revenue when (or as) the entity satisfies a performance obligation

Revenue is measured based on the transaction price, which is the consideration, adjusted for volume discounts, service level credits, performance bonuses, price concessions, staggered discount on early payments and incentives, if any, as specified in the contract with the customer. Revenue also excludes taxes collected from customers.

Rendering of services

Revenue from services provided is recognised upon rendering of the services, in accordance with the agreed terms with the customers where ultimate collection of the revenue is reasonably expected.

Other operating revenue

All export benefits under various policies of Government of India are recognised on accrual basis when no significant uncertainties as to the amount of consideration that would be derived and as to its ultimate collection exist.

Other income

Interest income is recognised on accrual basis using the effective interest method.



(k) **Government grants**

Government grants related to property, plant and equipment are included in the non-current liabilities as deferred income and are credited to Profit and loss on the basis of fulfillment of export obligation and presented within other income in accordance with the primary conditions associated with purchase of assets and related grants.

Export benefit entitlements are recognised in the consolidated statement of profit and loss when the right to receive benefit is established in respect of the exports made and the realisation is reasonably certain.

(l) **Leases**

A lease is defined as 'a contract, or part of a contract, that conveys the right to use an asset (the underlying asset) for a period of time in exchange for consideration'.

Classification of leases

The Group enters into leasing arrangements for various assets. The assessment of the lease is based on several factors, including, but not limited to, transfer of ownership of leased asset at end of lease term, lessee's option to extend/purchase etc.

Recognition and initial measurement

At lease commencement date, the Group recognises a right-of-use asset and a lease liability on the balance sheet. The right-of-use asset is measured at cost, which is made up of the initial measurement of the lease liability, any initial direct costs incurred by the Group, an estimate of any costs to dismantle and remove the asset at the end of the lease (if any), and any lease payments made in advance of the lease commencement date (net of any incentives received).

Subsequent measurement

The Group depreciates the right-of-use assets on a straight-line basis from the lease commencement date to the earlier of the end of the useful life of the right-of-use asset or the end of the lease term. The Group also assesses the right-of-use asset for impairment when such indicators exist.


At lease commencement date, the Group measures the lease liability at the present value of the lease payments unpaid at that date, discounted using the interest rate implicit in the lease if that rate is readily available or the Group's incremental borrowing rate. Lease payments included in the measurement of the lease liability are made up of fixed payments (including in substance fixed payments) and variable payments based on an index or rate. Subsequent to initial measurement, the liability will be reduced for payments made and increased for interest. It is re-measured to reflect any reassessment or modification, or if there are changes in in-substance fixed payments. When the lease liability is re-measured, the corresponding adjustment is reflected in the right-of-use asset.

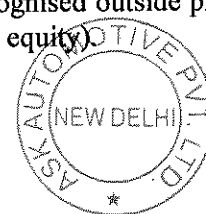
The Group has elected to account for short-term leases using the practical expedients. Instead of recognising a right-of-use asset and lease liability, the payments in relation to these are recognised as an expense in consolidated statement of profit and loss on a straight-line basis over the lease term.

(m) **Income-tax**

Tax expense recognised in consolidated statement of profit and loss comprises the sum of deferred tax and current tax not recognised in other comprehensive income or directly in equity.

Current tax is determined as the tax payable in respect of taxable income for the year and is computed in accordance with relevant tax regulations. Current income tax relating to items recognised outside profit or loss is recognised outside profit or loss (either in other comprehensive income or in equity).





ASK Automotive Private Limited

Notes forming part of consolidated financial statements (continued)

CIN: U34300DL1988PTC030342

(All amounts are in INR Lakhs, except otherwise stated)

Deferred tax is recognised in respect of temporary differences between carrying amount of assets and liabilities for financial reporting purposes and corresponding amount used for taxation purposes. Deferred tax assets on unrealised tax loss are recognised to the extent that it is probable that the underlying tax loss will be utilised against future taxable income. This is assessed based on the Group's forecast of future operating results, adjusted for significant non-taxable income and expenses and specific limits on the use of any unused tax loss. Unrecognised deferred tax assets are re-assessed at each reporting date and are recognised to the extent that it has become probable that future taxable profits will allow the deferred tax asset to be recovered.

Deferred tax assets and liabilities are measured at the tax rates that are expected to apply in the year when the asset is realised or the liability is settled, based on tax rates (and tax laws) that have been enacted or substantively enacted at the reporting date. Deferred tax relating to items recognised outside consolidated statement of profit and loss is recognised outside consolidated statement of profit or loss (either in other comprehensive income or in equity).

(n) Earnings per share

Basic earnings per share are calculated by dividing the net profit for the year attributable to equity shareholders by the weighted average number of equity shares outstanding during the year. Diluted earnings per share is computed using the weighted average number of equity shares and dilutive potential equity shares outstanding during the year end, except where the results would be anti-dilutive.

(o) Contingent liabilities and contingent assets

A contingent liability exists when there is a possible but not probable obligation, or a present obligation that may, but probably will not, require an outflow of resources, or a present obligation whose amount cannot be estimated reliably. Contingent liabilities do not warrant provisions, but are disclosed. Contingent assets are neither recognised nor disclosed in the financial statements. However, contingent assets are assessed continually and if it is virtually certain that an inflow of economic benefits will arise, the asset and related income are recognised in the period in which the change occurs.


(p) Cash and cash equivalents

Cash and cash equivalents for the purpose of cash flow statement comprise balance with banks and in hand and demand deposits.

(q) Borrowing cost

Borrowing costs directly attributable to acquisition, construction or erection of qualifying assets are capitalised. Capitalisation of borrowing costs ceases when substantially all the activities necessary to prepare the qualifying assets for their intended use are complete.

Other borrowing costs are recognised as an expense in the consolidated statement of profit and loss in the year in which they are incurred.



KU

P



(r) Derivative financial instruments

The Group holds derivative financial instruments contracts to mitigate the risk of changes in exchange rates on foreign currency exposures. The counterparty for these contracts is generally a bank. Apart from this derivatives are used as short term investment instruments as a treasury management function.

Derivatives are recognized initially at fair value and attributable transaction costs are recognized in net profit in the consolidated statement of profit and loss. Subsequent to initial recognition, the derivatives are measured at fair value through consolidated statement of profit and loss and the resulting exchange gains or losses are included in other income.

(s) Recent accounting pronouncements

Amendment to Ind AS 16, Property, Plant and Equipment

The Ministry of Corporate Affairs ("MCA") vide notification dated 23 March 2022, has issued an amendment to Ind AS 16 which specifies that an entity shall deduct from the cost of an item of property, plant and equipment any proceeds received from selling items produced while the entity is preparing the asset for its intended use (for example, the proceeds from selling samples produced when testing a machine to see if it is functioning properly). The Group is evaluating the requirement of the said amendment and its impact on these financial statements. //

Amendment to Ind AS 37, Provisions, Contingent Liabilities and Contingent Assets







The Ministry of Corporate Affairs ("MCA") vide notification dated 23 March 2022, has issued an amendment to Ind AS 37 which specifies that the cost of fulfilling a contract comprises the incremental costs of fulfilling that contract and an allocation of other costs that relate directly to fulfilling contracts. The Group is evaluating the requirement of the said amendment and its impact on these financial statements.

Amendment to Ind AS 103, Business Combinations

The Ministry of Corporate Affairs ("MCA") vide notification dated 23 March 2022, has issued an amendment to Ind AS 103 and has added a new exception in the standard for liabilities and contingent liabilities. The Group is evaluating the requirement of the said amendment and its impact on these financial statements.

Amendment to Ind AS 109, Financial Instruments

The Ministry of Corporate Affairs ("MCA") vide notification dated 23 March 2022, has issued an amendment to Ind AS 109 which clarifies which fees an entity should include when it applies the '10%' test in assessing whether to de-recognize a financial liability. An entity includes only fees paid or received between the entity (the borrower) and the lender, including fees paid or received by either the entity or the lender on the other's behalf. The Group is evaluating the requirement of the said amendment and its impact on these financial statements.


3 Property, plant and equipment and capital work-in-progress											
Particulars	Factory Land	Buildings	Plant and equipment	Electrical installation	Office equipments	Computers	Furniture and fixtures	Hangers, trolleys, dies and moulds	Vehicles	Total	Capital work-in-progress
Gross block											
As at 1 April 2020	8,013.46	10,026.15	28,065.81	2,105.30	284.13	304.87	514.02	4,266.08	1,073.13	54,652.95	1,556.86
Additions	-	1,063.57	2,660.71	132.70	140.09	73.29	330.93	437.68	25.39	4,864.56	3,264.64
Disposal / adjustments	-	-	(233.84)	(31.30)	(10.60)	(5.29)	(4.00)	(131.58)	-	(416.61)	(3,838.61)
As at 31 March 2021	8,013.46	11,089.72	30,492.68	2,206.70	413.62	372.87	840.95	4,572.18	1,098.72	59,100.90	982.89
Additions	678.93	1,184.88	7,315.74	294.03	154.53	97.83	132.82	392.01	87.40	10,338.17	7,478.43
Disposal / adjustments	-	-	(131.46)	(1.58)	(2.78)	(0.38)	(0.22)	(22.60)	(3.45)	(162.47)	(8,176.31)
As at 31 March 2022	8,692.39	12,274.60	37,676.96	2,499.15	565.37	470.32	973.55	4,941.59	1,182.67	69,276.60	285.01
Accumulated depreciation											
As at 1 April 2020	-	869.04	9,728.08	756.19	180.34	215.18	202.27	1,878.09	293.28	14,122.47	-
Charge for the year	-	353.95	2,978.01	230.77	47.48	46.57	77.47	544.24	134.20	4,412.69	-
Disposal / adjustments	-	-	(161.24)	(19.65)	(8.63)	(3.08)	(2.08)	(49.51)	-	(244.19)	-
As at 31 March 2021	-	1,222.99	12,544.85	967.31	219.19	258.67	277.66	2,372.82	427.48	18,290.97	-
Charge for the year	-	370.59	3,380.10	233.89	57.74	55.69	83.05	444.27	136.89	4,762.22	-
Disposal / adjustments	-	-	(66.50)	(1.27)	(2.54)	(0.35)	(0.22)	(4.28)	(3.20)	(78.36)	-
As at 31 March 2022	-	1,593.58	15,858.45	1,199.93	274.39	314.01	360.49	2,812.81	561.17	22,974.83	-
Net Block											
As at 31 March 2022	8,692.39	10,681.02	21,818.51	1,299.22	290.98	156.31	613.06	2,128.78	621.50	46,301.77	285.01
As at 31 March 2021	8,013.46	9,866.73	17,947.83	1,239.39	194.43	114.20	563.29	2,199.36	671.24	40,809.93	982.89

3.1 Capital work in progress mainly comprises of addition of plant and equipment procured by Holding Company.

3.2 refer note 36 for disclosure of contractual commitments for the acquisition of property, plant and equipment.

3.3 refer note 15 & 20 for disclosure of information on property, plant and equipment given as security by the Group.

3.4 Title deed of all the immovable properties (other than properties where the Group is the lessee and the lease agreements are duly executed in favour of the lessee) are held in the name of the Group except additions to Land INR 678.93 (inclusive of registration costs INR 4.93 Lakhs) representing Land admeasuring approx. 4 acres (i.e. 16188 sq. mtrs.) situated at Narsapura Industrial Area, Kolar District of Karnataka ('Said Land'), acquired in February 2012, from Karnataka Industrial Area Development Board (KIADB), on Lease Cum Sale basis, at a consideration of INR 340.00 Laacs (i.e. @ INR 85.00 Laacs per acre), with lease term of 10 years. Subsequent to which, the Said Land was to be transferred in the name of the Holding Company. However, nearing to completion of lease term, KIADB have demanded additional compensation of INR 334.00 Laacs (i.e. INR 83.50 Laacs per acre) towards the Said Land. The Holding Company has filed its objection against the said ex-parte demand of enhanced compensation and requested KIADB to review the said excessive demand, which is pending disposal at their end however, based on the current demand of KIADB, liability of INR 334.00 Lakhs has been provided for as on 31 March 2022.



3 Property, plant and equipment and capital work-in-progress (continued)

3.5 Assets classified as held for sale

The Holding Company was allotted plot no. GH-33 situated at Sector-1, IMT Manesar, Gurugram, by Haryana State Industrial and Infrastructure Development Corporation ("HSIIDC") vide RLA no. HSIIDC/CGHS/Manesar/2007/599-600 dated 8 January 2007 for the purpose of building a group housing project. Subsequently, the Holding Company has constructed an apartment building on this land including car parking and service basement, known as "ASK Greens" according to scheme of HSIIDC. During the financial year 2017-18, upon completion of construction of flats, the Holding Company filed a deed of declaration with sub-registrar, Manesar, thereby converting the said land and building into 40 flats having a total value of INR 3,640 Lakhs. The said group housing flats has been classified as held for sale, details as follows:

Particulars	Amount
Assets held for sale as at 1 April 2020	1,760.00
Cost of group housing flats sold during the year	1,336.00
Assets held for sale as at 31 March 2021	424.00
Cost of group housing flats sold during the year	318.00
Assets held for sale as at 31 March 2022	106.00

4 Right of use assets & Intangible Assets

4A Right of use assets

Particulars	Total
Gross block	
As at 1 April 2020	1,895.90
Additions	82.07
Disposal	(1,042.48)
As at 31 March 2021	935.49
Additions	9,152.98
Disposal	(371.35)
As at 31 March 2022	9,717.12
Amortization	
As at 1 April 2020	576.80
Charge for the year	623.35
Disposals	(1,042.48)
As at 31 March 2021	157.67
Charge for the year	711.42
Disposals	-
As at 31 March 2022	869.09
Net Block	
As at 31 March 2022	8,848.03
As at 31 March 2021	777.82

4B Intangible assets

Particulars	Goodwill	Distribution Network	Computer Software	Technical Know How	Total
Gross block					
As at 1 April 2020	18,191.01	493.00	558.67	160.60	19,403.28
Additions	-	-	6.53	-	6.53
Disposal	-	-	(2.08)	-	(2.08)
As at 31 March 2021	18,191.01	493.00	563.12	160.60	19,407.73
Additions	-	-	6.12	-	6.12
Disposal	-	-	-	-	-
As at 31 March 2022	18,191.01	493.00	569.24	160.60	19,413.85
Amortization					
As at 1 April 2020	-	98.60	306.39	99.82	504.81
Charge for the year	-	49.30	84.65	19.30	153.25
Disposals	-	-	(2.08)	-	(2.08)
As at 31 March 2021	-	147.90	388.96	119.12	655.98
Charge for the year	-	49.30	80.17	18.82	148.29
Disposals	-	-	-	-	-
As at 31 March 2022	-	197.20	469.13	137.94	804.27
Net Block					
As at 31 March 2022	18,191.01	295.80	100.11	22.66	18,609.58
As at 31 March 2021	18,191.01	345.10	174.16	41.48	18,751.75

4B.1 The Group does not have any outstanding contractual commitments to purchase any items of intangible assets.

KU



5	Investments	As at 31 March 2022		As at 31 March 2021	
		Nos	Amount	Nos	Amount
	Non current				
	Unquoted				
A	In joint ventures				
	ASK Frac-Le Friction Private Limited (face value INR 10 each)	3,11,15,000	-	3,11,15,000	339.52
	Total (equity instruments)				339.52
	Total non current investments				339.52
5A	Loans	As at 31 March 2022		As at 31 March 2021	
		Current	Non-current	Current	Non-current
	Loans to related parties				
	Unsecured Loan to ASK Frac-Le Friction Private Limited	-	876.97	-	1,066.50
	Total Loans		876.97		1,066.50
	Loan given is receivable in 4 equal yearly installments of INR 266.625 Lakhs commencing from 20 January 2024 and carries Interest rate of 9% p.a receivable on quarterly intervals.				
	Loan given has been adjusted by INR 189.53 Lakhs (Previous year Nil) as capital contribution as investment reduced to nil.				
6	Other financial assets	As at 31 March 2022		As at 31 March 2021	
		Current	Non-current	Current	Non-current
	Unsecured, considered good unless otherwise stated				
	Deposits with original maturity for more than 12 months (refer note 12)	-	-	-	24.32
	Security deposits	73.68	872.77	1.07	822.12
	Other financial assets	46.20	-	54.52	-
	Total other financial asset	119.88	872.77	55.59	846.44
7	Non-current tax assets (net)	As at 31 March 2022		As at 31 March 2021	
	Advance income tax*		495.05		469.77
	Total non-current tax assets (net)		495.05		469.77
	*Net of provisions for income tax		11,188.32		7,359.46
8	Other assets	As at 31 March 2022		As at 31 March 2021	
		Current	Non-current	Current	Non-current
	Unsecured, considered good unless otherwise stated				
	Advances to suppliers	145.64	-	62.06	-
	Prepaid expenses	178.65	55.21	173.18	25.88
	Capital advances	-	365.94	-	570.25
	Advance to employees	6.22	-	24.47	-
	Balances with government authorities	145.25	0.20	108.24	2.16
	GST Recoverable on goods in transit	423.96	-	294.31	-
	Other assets	10.58	-	47.20	-
	Total other assets	910.30	421.35	709.46	598.29
9	Inventories	As at 31 March 2022		As at 31 March 2021	
	Valued at lower of cost or net realisable value				
	Raw materials*		2,456.58		2,500.76
	Work-in-progress		3,481.02		2,887.41
	Finished goods**		4,906.17		4,464.36
	Packing material		395.77		318.14
	Stores and spares including loose tools		1,197.41		1,097.42
	Total Inventories		12,436.95		11,268.09
	*Includes raw material in transit		74.03		46.91
	**Includes sale of goods in transit		1,628.63		2,157.73
10	Trade receivables	As at 31 March 2022		As at 31 March 2021	
	Unsecured				
	Receivable from related parties (refer note 39)		54.81		39.15
	Receivable from others				
	Trade receivables considered good - Unsecured		16,535.96		13,231.26
	Trade receivables which have significant increase in credit risk		33.39		46.67
	Trade receivables - credit impaired		-		-
	Total		16,624.16		13,317.08
	Less: Provision for impairment		(33.39)		(46.67)
	Total trade receivables		16,590.77		13,270.41

KU

R



10.1 Trade Receivables ageing schedule
As at 31 March 2022

Particulars	Outstanding for following periods from due date of payment#							Total
	Unbilled	Not Due	Less than 6 months	6 months -1 year	1-2 years	2-3 years	More than 3 years	
(i) Undisputed Trade receivables – considered good	2,494.08	12,492.36	1,599.45	4.87	0.01	-	-	16,590.77
(ii) Undisputed Trade Receivables – which have significant increase in credit risk	-	-	-	3.91	-	29.48	-	33.39
Total	2,494.08	12,492.36	1,599.45	8.78	0.01	29.48	-	16,624.16

* All the Trade receivables of the Group has a respective due date of payment associated with them, therefore separate information is not required to be disclosed.

10.2 Trade Receivables ageing schedule
As at 31 March 2021

Particulars	Outstanding for following periods from due date of payment#							Total
	Unbilled	Not Due	Less than 6 months	6 months -1 year	1-2 years	2-3 years	More than 3 years	
(i) Undisputed Trade receivables – considered good	3,480.15	8,273.50	1,516.70	0.06	-	-	-	13,270.41
(ii) Undisputed Trade Receivables – which have significant increase in credit risk	-	-	-	-	46.67	-	-	46.67
Total	3,480.15	8,273.50	1,516.70	0.06	46.67	-	-	13,317.08

* All the Trade receivables of the Group has a respective due date of payment associated with them, therefore separate information is not required to be disclosed.

Trade receivables are non-interest bearing and are generally on terms of 30 to 60 days.
Refer note 38(B)(f)(a) for details of Group's credit risk policy and exposure.
Refer note 39 for amount of Trade receivable from related party.

11 Cash and cash equivalents	As at	As at
	31 March 2022	31 March 2021
Balance with Banks		
- In current accounts	123.73	1,846.95
Cash on hand	6.45	5.70
Total cash and cash equivalents	130.18	1,852.65

There are no repatriation restrictions with regard to cash and cash equivalents as at the end of the reporting period and prior period.

12 Other bank balances	As at	As at
	31 March 2022	31 March 2021
<i>Balances with banks:*</i>		
Deposits with original maturity of less than three months	10.23	-
Deposits with original maturity of more than three months but less than 12 months	16.25	14.32
Deposits with original maturity of more than 12 months	-	24.32
	26.48	38.64
<i>Amount disclosed as "Other financial assets" (refer note 6)</i>	-	(24.32)
Total other bank balances	26.48	14.32

* Margin Money with bank (for guarantees to customers and government authorities) amounting to INR 25.26 lakhs (31 March 2021 : INR 35.59 lakhs).The above amount includes interest accrued on fixed deposits amounting to INR 1.22 lakhs (31 March 2021 : INR 3.05 lakhs)

There are no repatriation restrictions with regard to other bank balances as at the end of the current year and previous year.

13 Equity share capital	As at 31 March 2022		As at 31 March 2021	
	Number	Amount	Number	Amount
(i) Authorised share capital				
Equity shares of face value INR 2 each (31 March 2021: INR 2 each)	22,50,00,000	4,500.00	22,50,00,000	4,500.00
	22,50,00,000	4,500.00	22,50,00,000	4,500.00
(ii) Issued, subscribed and fully paid-up shares				
Equity shares of face value INR 2 each (31 March 2021: INR 2 each)	20,08,92,600	4,017.85	20,34,42,600	4,068.85
Total equity share capital	20,08,92,600	4,017.85	20,34,42,600	4,068.85

(iii) Reconciliation of the shares outstanding at the beginning and at the end of the year

Equity shares	As at 31 March 2022		As at 31 March 2021	
	Number	Amount	Number	Amount
Authorised share capital				
At the beginning of the year	22,50,00,000	4,500.00	6,25,00,000	1,250.00
Increased during the year	-	-	16,25,00,000	3,250.00
As at the end of the year	22,50,00,000	4,500.00	22,50,00,000	4,500.00
Issued, subscribed and paid-up share capital				
At the beginning of the year	20,34,42,600	4,068.85	5,08,60,650	1,017.21
Bonus Share issued during the year (refer note (vi) below)	-	-	15,25,81,950	3,051.64
Buyback of Shares (refer note (vii) below)	(25,50,000)	(51.00)	-	-
As at the end of the year	20,08,92,600	4,017.85	20,34,42,600	4,068.85

(iv) Terms/rights attached to equity shares

The Holding Company has only one class of equity shares having face value of INR 2 per share. All the existing equity shares rank pari passu in all respects including but not limited to entitlement for dividend, bonus issue and right issue. In the event of liquidation, the equity shareholders are eligible to receive the remaining assets of the Holding Company after settling of all liabilities, in proportion to their shareholding.

(v) Details of shareholders holding more than 5% shares in the Company

Equity shares of face value INR 2 each (31 March 2021: INR 2 each)	As at 31 March 2022		As at 31 March 2021	
	Number	% of Holding	Number	% of Holding
Mr. Kuldip Singh Rathee	8,52,38,400	42.43%	8,77,88,400	43.15%
Mrs. Vijay Rathee	6,36,76,200	31.70%	6,36,76,200	31.30%
Mr. Aman Rathee	2,37,90,000	11.84%	2,37,90,000	11.69%
Mr. Prashant Rathee	2,81,88,000	14.03%	2,81,88,000	13.86%
	20,08,92,600	100.00%	20,34,42,600	100.00%

Handwritten signatures and initials are present at the bottom of the page, including 'Kul', 'P', and 'Prashant'. A circular stamp of ASK AUTOMOTIVE PVT. LTD. NEW DELHI is also visible on the right side.

(vi) Aggregate number of equity shares issued as bonus and shares issued for consideration other than cash for the period of five years immediately preceding the reporting date.

Equity shares of face value INR 2 each	For the year ended				
	31/Mar/2022	31/Mar/2021	31/Mar/2020	31/Mar/2019	31/Mar/2018
Equity shares allotted as fully paid bonus shares by capitalization of reserves - number of shares	-	15,25,81,950	-	-	4,23,53,000

(vii) During the year ended 31 March 2022, with the approval of the Board of Directors accorded, the Holding Company offered buyback of 25,50,000 (Twenty five lacs fifty thousand only) fully paid-up equity shares of Face Value of INR 2/- (Two only) each at a price of INR 235/- (Two hundred and thirty five only) per Equity share, on a proportionate basis through the tender offer process. The buyback procedure was completed in September, 2021, which resulted in a total cash outflow of INR 5992.50 Lakhs (excluding tax on buy back). In line with the requirement of the Companies Act, 2013, the amount of INR 5992.50 Lakhs has been utilised from retained earnings. Consequent to such buyback, the Holding Company extinguished 25,50,000 equity shares, the paid-up equity share capital of the Holding Company was reduced by INR 51 Lakhs and capital redemption reserve of INR 51 Lakhs (representing the nominal value of the shares bought back) has been created out of retained earnings.

(viii) Equity Shareholding of Promoters

Shares held by promoters at the end of the year Promoter's name	As at 31 March 2022			As at 31 March 2021		
	Number of Shares	% of total shares	% Change during the year	Number of Shares	% of total shares	% Change during the year
Mr. Kuldip Singh Rathoe	8,52,38,400	42.43%	-2.90%	8,77,88,400	43.15%	300.00%
Mrs. Vijay Rathoe	6,36,76,200	31.70%	0.00%	6,36,76,200	31.30%	300.00%
Mr. Aman Rathoe	2,37,90,000	11.84%	0.00%	2,37,90,000	11.69%	300.00%
Mr. Prashant Rathoe	2,81,88,000	14.03%	0.00%	2,81,88,000	13.86%	300.00%
	20,08,92,600	100.00%		20,54,42,600	100.00%	

14 Other equity	As at 31 March 2022	As at 31 March 2021
General reserve		
Balance at the beginning of the year	10.05	10.05
	10.05	10.05
Capital redemption reserve		
Balance at the beginning of the year	8.00	8.00
Add: Additions (refer note 13 (vii))	51.00	-
	59.00	8.00
Securities premium		
Balance at the beginning of the year	94.05	94.05
	94.05	94.05
Retained earnings@		
Balance at the beginning of the year	58,041.60	50,753.66
Add: Profit for the year	8,265.86	10,620.13
Add: Other comprehensive income	93.19	(43.78)
Less: Interim dividend	-	(203.44)
Less: Transferred to Capital Redemption Reserve	(51.00)	-
Less: Buyback of Shares	(5,941.50)	-
Less: Income Tax on buyback of shares	(1,396.01)	-
Less: Bonus shares issued during the year	-	(3,051.64)
Less: Bonus share issue expenses	-	(4.08)
Less: Expenses for increase in authorised share capital	(2.26)	(29.25)
	59,009.88	58,041.60
Total other equity	59,172.98	58,153.70

@This includes balance of INR 119.97 Lakhs (Previous Year 31 March 2021 : INR 26.78 Lakhs) arising on account of gain/(loss) booked on remeasurement of post employment benefits obligation through other comprehensive income.

14.1 Nature and purpose of other equity

- General reserve: This represents appropriation of profit by the Group and is available for distribution of dividend.

- Capital redemption reserve: This represents reserve created as per provisions of section 55 of the Companies Act, 2013 on redemption of 0% Non convertible redeemable preference shares and as per provisions of section 68 of the Companies Act, 2013 on Buy back of equity shares.

- Securities premium: This represents premium received on issue of shares.

- Retained earnings: This represents the net profits after all distributions and transfers to other reserves.

15 Borrowings (non-current)	As at 31 March 2022	As at 31 March 2021
Secured borrowings		
Term loan		
From banks (note (i) to (iii))	9,978.01	5,401.53
From others (note (iv))	1,999.50	-
Total borrowings (non-current)	11,977.51	5,401.53
Less: Current maturities of long term borrowings (included in note 20)	1,742.56	1,134.53
Net borrowings (non-current)	10,234.95	4,267.00

Note :- Borrowings taken from Banks & others have been utilised for the purpose for which they were sanctioned and availed.

Interest rates, repayment and other terms of the borrowings:

Term Loans	As at 31 March 2022	As at 31 March 2021
(i) Kotak Mahindra Bank Limited: Term Loan INR 5,000 lakhs, sanctioned and availed by Holding Company, for purchase of Plant and Machinery and Construction of Building at Plot No.13-14, Sector-5, IMT Manesar, Gurgaon-122050 (Haryana) and is secured by exclusive charge on movable fixed assets acquired out of this loan. This Loan is also secured by Exclusive charge over immovable property being land and building situated at Plot No.28, Sector-4, Plot No. 155-156, Sector-5 and Plot No. 13-14, Sector-5, IMT Manesar, Gurgaon (Haryana). The loan was disbursed in January 2019 with a moratorium period of 6 months and will be repaid by Sep. 2023 by way of monthly installments. Rate of interest is 3 months MCLR.	1,767.99	3,401.53
(ii) Kotak Mahindra Bank Limited: Working Capital Term Loan INR 2,700 lakhs to Holding Company is sanctioned under Emergency Credit Line Guarantee Scheme of National Credit Guarantee Trustee Company Ltd. (NCGTC) and is secured by way of second hypothecation charge on all existing and future current assets and movable fixed assets excluding assets exclusively financed by Term lenders and second hypothecation charge on immovable property being land and building situated at Plot No. 66 & 67, Udyog Vihar, Phase-I, Gurgaon (Haryana). The said loan is also secured by second hypothecation charge on movable fixed assets acquired for Plant situated at Plot No. 13-14, Sector-5, IMT Manesar and second charge over immovable property (Industrial) being land and building situated at Plot No.28, Sector-4, Plot No. 155-156, Sector-5 and Plot No. 13-14, Sector-5, IMT Manesar, Gurgaon-122050 (Haryana). Out of sanctioned loan amount, Rs. 2,000 lakhs was disbursed in March 2021 and Rs. 698.84 Lakhs disbursed in Dec. 2021 with a tenor of 5 years with a moratorium period of 1 year from the date of first disbursement and will be repaid on monthly amortising basis by March 2026. Rate of interest is Repo Rate + <Spread>.	2,698.84	2,000.00
(iii) Kotak Mahindra Bank Ltd.: Term Loan INR 17,400 lakhs sanctioned and availed by Subsidiary Company for the capex related to plant at Alwar, Rajasthan and is secured by first and exclusive hypothecation charge on all existing and future current assets and movable fixed assets of the Company. The said loan is also secured by first and exclusive charge on immovable properties being land and building situated at Plot No- SP4-315, Industrial Area, Karoli. This loan is also secured by corporate guarantee of Ask Automotive Private Limited. The loan is having tenure of maximum 7 years with moratorium of max 6 months from the date of commercial operations (max moratorium allowed is 2 years from the date of first disbursement). Rate of interest is Repo + 1.80 p.a..	5,511.18	-
(iv) Bajaj Finance Limited: Term Loan INR 5,500 lakhs is sanctioned by Bajaj Finance Ltd. to Holding Company for reimbursement of expenditure on plant and machinery in respect of plant situated at Plot No.13-14, Sector-5, IMT Manesar, Gurgaon-122050 (Haryana), out of which Rs. 2,000 lakhs was disbursed in March 2022 with a tenor of 5 years including 1 year moratorium, repayment will be in monthly installments, starting from May 2023 and ending in April 2027. The loan is secured by exclusive charge over plant and machinery reimbursed out of the said loan. Rate of interest is 5.85% p.a.	1,999.50	-

Total Secured borrowings (Non-Current)

11,977.51

5,401.53



16 Lease Liabilities	As at 31 March 2022		As at 31 March 2021	
	Current	Non-current	Current	Non-current
Lease liability (refer note 43)	682.31	873.09	102.66	324.76
Total Lease liabilities	682.31	873.09	102.66	324.76

17 Provisions	As at 31 March 2022		As at 31 March 2021	
	Current	Non-current	Current	Non-current
Provision for gratuity (refer note 17.1)	382.84	1,983.32	235.49	1,959.77
Provision for compensated absences	171.46	420.02	139.29	469.86
Total provisions	554.30	2,403.34	374.78	2,429.63

17.1 Defined benefit plan and long term employment benefit

A General description:

Gratuity (Defined benefit plan):

Gratuity liability is defined benefit obligation and is provided for on the basis of an actuarial valuation on projected unit credit method made at the end of each financial year. The gratuity plan is governed by the Payment of Gratuity Act, 1972. Every employee who has completed five years or more of service gets a gratuity on departure at 15 days salary (last drawn salary) for each completed year of service. The scheme is unfunded. Actuarial gains or losses are recognised in other comprehensive income.

Compensated absence (other long term employee benefits):

The employees of the Group are entitled to leave as per the leave policy of the Group. The Group treats accumulated leave expected to be carried forward beyond twelve months, as long term employee benefit for measurement purposes. Such long term compensated absences are provided for based on actuarial valuation using the projected unit credit method at the year end. The expense related to compensated absences are recognised in consolidated statement of profit and loss as employee benefits expense.

B A reconciliation of the Groups's defined benefit obligation (DBO) and plan assets, i.e. the gratuity plan, to the amounts presented in the statement of financial position for each of the reporting periods is presented below:

	As at 31 March 2022	As at 31 March 2021
Assets and liability (Balance sheet position)		
Present value of obligation	2,366.16	2,195.26
Fair value of plan assets	-	-
Net liability	2,366.16	2,195.26

C Expenses recognised during the year

	For the year ended 31 March 2022	For the year ended 31 March 2021
In income statement	410.46	369.26
In other comprehensive income	(126.61)	59.52
Total expenses recognised during the year	283.85	428.78

D Defined benefit obligation

The details of the Groups's defined benefits obligations are as follows:

Changes in the present value of obligation

	For the year ended 31 March 2022	For the year ended 31 March 2021
Present value of obligation as at the beginning	2,195.26	1,831.57
Current service cost	270.06	249.38
Interest expense	140.40	119.88
Re-measurement or actuarial (gain) / loss arising from:		
- change in demographic assumptions	(62.25)	40.70
- change in financial assumptions	(59.74)	154.28
- experience adjustments	(4.62)	(135.46)
Benefits paid	(112.95)	(65.09)
Present value of obligation as at year end	2,366.16	2,195.26

E Bifurcation of net liability

	As at 31 March 2022	As at 31 March 2021
Current liability	382.84	235.49
Non-current liability	1,983.32	1,959.77
Net liability	2,366.16	2,195.26

F Expenses recognised in the consolidated statement of profit and loss

	For the year ended 31 March 2022	For the year ended 31 March 2021
Current service cost	270.06	249.38
Net interest cost on the net defined benefit liability	140.40	119.88
Expenses recognised in the consolidated statement of profit and loss	410.46	369.26

G Other comprehensive income

	For the year ended 31 March 2022	For the year ended 31 March 2021
Actuarial (gains) / losses		
- change in demographic assumptions	(62.25)	40.70
- change in financial assumptions	(59.74)	154.28
- experience variance	(4.62)	(135.46)
Components of defined benefit costs recognised in other comprehensive income	(126.61)	59.52

H Financial assumptions: The principal financial assumptions used in the valuation are shown in the table below:

	As at 31 March 2022	As at 31 March 2021
Discount rate (per annum)	6.70%	6.40%
Salary growth rate (per annum)	9.00%	9.00%

Handwritten signatures and initials are present at the bottom of the page.



I Demographic assumptions

	As at 31 March 2022	As at 31 March 2021
Mortality rate (% of IALM 2012-14) (PY: % of IALM 2012-14)	100.00%	100.00%
Withdrawal rate (all ages)	13.00%	9.00%

These assumptions were developed by management with the assistance of independent actuaries. Discount factors are determined close to each year-end by reference to market yields of high quality corporate bonds that are denominated in the currency in which the benefits will be paid and that have terms to maturity approximating to the terms of the related obligation. Other assumptions are based on current actuarial benchmarks and management's historical experience.

J Sensitivity analysis: Significant actuarial assumptions for the determination of the defined benefit obligation are discount rate, expected salary increase and mortality. The sensitivity analysis below have been determined based on reasonably possible changes of the assumptions occurring at the end of the reporting year, while holding all other assumptions constant. The results of sensitivity analysis is given below:

	As at 31 March 2022		As at 31 March 2021	
Defined benefit obligation (Base)	2,366.16		2,195.26	
	As at 31 March 2022 Decrease	Increase	As at 31 March 2021 Decrease	Increase
Discount rate (- / + 1%)	2,523.17	2,226.03	2,393.20	2,023.37
(% change compared to base due to sensitivity)	6.64%	(5.92%)	9.02%	(7.83%)
Salary growth rate (- / + 1%)	2,241.95	2,498.57	2,042.06	2,361.32
(% change compared to base due to sensitivity)	(5.25%)	5.60%	(6.98%)	7.56%
Attrition rate (- / + 50% of attrition rate)	2485.09	2306.05	2334.12	2114.92
(% change compared to base due to sensitivity)	5.03%	(2.54%)	6.33%	(3.65%)

The change in defined benefit obligation due to 1% increase/decrease in mortality rate, if all other assumptions remain constant is negligible. The sensitivity analysis presented above may not be representative of the actual change in the defined benefit obligation as it is unlikely that the change in assumptions would occur in isolation of one another as some of the assumptions may be correlated.

There is no change in the method of valuation for the prior period.

K The following are expected maturity profile of defined benefit payments in future years:

	As at 31 March 2022	As at 31 March 2021
Duration of defined benefit payments (valued on undiscounted basis)		
Within the next 12 months (next annual reporting period)	382.84	235.49
Between 2 and 5 years	1,090.26	780.04
Beyond 5 years	2,445.33	3,196.00
Total expected payments	3,918.43	4,211.53

The weighted average duration of the defined benefit plan obligation at the end of the reporting period is 6 years (31 March 2021: 8 years)


18 Other liabilities	As at 31 March 2022		As at 31 March 2021	
	Current	Non-current	Current	Non-current
Deferred revenue	251.59	-	277.83	-
Advances from customers	674.62	-	417.94	-
Statutory dues payable	2,699.78	-	1,633.41	-
Other liabilities (advance for assets held for sale)	-	-	6.00	-
Total other liabilities	3,625.99	-	2,335.18	-

19 Deferred tax liabilities (net)	As at 31 March 2022		As at 31 March 2021	
	Current	Non-current	Current	Non-current
Amount Attributable to:				
Property, plant and equipment and intangible assets		3,788.55		3,806.93
Provision for compensated absences		(148.85)		(153.31)
Provision for gratuity		(595.51)		(552.50)
Provision for bonus		(64.88)		(29.37)
Other temporary differences		(7.89)		(11.23)
Total deferred tax liabilities (net)	-	2,971.42	-	3,060.52

19.1 Movement in deferred tax liabilities

Particulars	As at 31 March 2022	Statement of profit and loss for the year ended 31 March 2022	As at 31 March 2021	Statement of profit and loss for the year ended 31 March 2021
	Non-current assets			
Property, plant and equipment and intangible assets	3,788.55	(18.39)	3,806.93	(106.90)
Provisions				
Provision for compensated absences	(148.85)	4.46	(153.31)	(13.31)
Provision for gratuity	(595.51)	(43.01)	(552.50)	(91.53)
Provision for bonus	(64.88)	(35.52)	(29.37)	54.66
Other liabilities				
Others	(7.89)	3.34	(11.23)	26.34
Total	2,971.42	(89.12)	3,060.52	(130.74)

Particulars	For the year ended 31 March 2022		For the year ended 31 March 2021	
	Deferred tax credit to consolidated statement of profit and loss account			(120.99)
Deferred tax (credit)/charged in Other Comprehensive Income			31.87	(14.98)
Total	-	(89.12)	(89.12)	(130.74)



Handwritten signatures and initials, including 'KHL' and a signature that appears to be 'Rajiv Singh'.



20 Borrowings (Current)	As at 31 March 2022	As at 31 March 2021
Loan repayable on demand		
Secured		
Working capital loans (note (i) to (iv))	476.60	-
Current maturities of long term borrowing (refer note 15)	1,742.56	1,134.53
Borrowings (current)	2,219.16	1,134.53

Interest rates and repayment terms of the borrowings:

Working Capital Loan	As at 31 March 2022	As at 31 March 2021
(i) HDFC Bank Limited: Working Capital facility, availed by Holding Company, is secured by first pari passu charge on current assets and movable fixed assets of the company both present and future excluding assets exclusively financed by term lenders. The said loan is also secured by first pari passu charge on immovable property being land and building at Plot No. 66-67, Udyog Vihar Phase-I, Gurgaon (Haryana).	216.76	-
(ii) Kotak Mahindra Bank Limited: Working capital facility, availed by Holding Company, is secured by first pari passu hypothecation charge on all existing and future current assets and all existing and future movable fixed assets excluding assets exclusively financed by term lenders. The said loan is also secured by first pari passu mortgage charge on immovable property being land and building situated at Plot No. 66-67, Udyog Vihar Phase-I, Gurgaon (Haryana).	171.51	-
(iii) Axis Bank Limited: Working Capital facility, availed by Holding Company, from Axis Bank Limited is secured by way of first pari passu hypothecation charge on entire current assets and movable fixed assets (excluding assets exclusively financed by term lenders) both present and future of the company. The said loan is also secured by first pari passu charge by way of equitable mortgage on immovable property being land and building situated at Plot No. 66-67, Udyog Vihar Phase-I, Gurgaon (Haryana).	86.31	-
(iv) Citi Bank N.A.: Working capital facility, availed by Holding Company, is secured by First pari passu charge on present and future stocks and book debts and first pari passu charge on all movable fixed assets of the Company except the assets which are exclusively charged to any lender for term loan facility. The said loan is also secured by way of equitable mortgage on land & building located at Plot No. 66-67, Udyog Vihar Phase-I, Gurgaon (Haryana).	2.02	-
Total Working capital loans	476.60	-

21 Trade payables	As at 31 March 2022	As at 31 March 2021
Total outstanding dues of micro enterprises and small enterprises (refer note 21.1)	3,174.96	1,648.95
Total outstanding dues of creditors other than micro enterprises and small enterprises	14,695.46	13,287.99
Total outstanding dues to related parties (refer note 39)	13.80	-
Total trade payables	17,884.22	14,936.94

21.1 Disclosures under Micro, Small and Medium Enterprises Act, 2006

The micro enterprises and small enterprises have been identified by the Group from the available information. According to such identification, the disclosures in respect to Micro, Small and Medium Enterprises Development (MSMED) Act, 2006 is as follows:

Particulars	As at 31 March 2022	As at 31 March 2021
(i) Details of dues to micro and small enterprises as per MSMED Act, 2006 the principal amount and the interest due thereon remaining unpaid to any supplier as at the end of each accounting year		
- principal amount	3,174.96	1,648.95
- interest amount	Nil	Nil
(ii) The amount of interest paid by the buyer under MSMED Act, 2006 along with the amounts of the payment made to the supplier beyond the appointed	Nil	Nil
(iii) The amount of interest due and payable for the period (where the principal has been paid but interest under the MSMED Act, 2006 not paid);	Nil	Nil
(iv) The amount of interest accrued and remaining unpaid at the end of each accounting year; and	Nil	Nil
(v) The amount of further interest remaining due and payable even in the succeeding years, until such date when the interest dues as above are actually paid to the small enterprise for the purpose of disallowance as a deductible expenditure under section 23	Nil	Nil

21.2 Trade payables- Ageing Schedule

As at 31 March 2022

Particulars	Outstanding for following periods from due date of payment#						Total
	Unbilled	Not Due	Less than 1 year	1-2 years	2-3 years	More than 3 years	
(i) MSME	-	3,174.96	-	-	-	-	3,174.96
(ii) Others	4,448.73	9,342.46	912.01	0.51	5.55	-	14,709.26
Total	4,448.73	12,517.42	912.01	0.51	5.55	-	17,884.22

All the Trade payables of the Group have a respective due date of payment associated with them, therefore separate information is not required to be disclosed.

21.3 Trade payables- Ageing Schedule

As at 31 March 2021

Particulars	Outstanding for following periods from due date of payment#						Total
	Unbilled	Not Due	Less than 1 year	1-2 years	2-3 years	More than 3 years	
(i) MSME	-	1,648.95	-	-	-	-	1,648.95
(ii) Others	3,979.57	8,284.98	948.77	20.67	49.82	4.18	13,287.99
Total	3,979.57	9,933.93	948.77	20.67	49.82	4.18	14,936.94

All the Trade payables of the Group have a respective due date of payment associated with them, therefore separate information is not required to be disclosed.

22 Other financial liabilities	As at 31 March 2022		As at 31 March 2021	
	Current	Non-current	Current	Non-current
Capital creditors*	688.62	-	450.29	-
Interest accrued	47.49	-	24.60	-
Employee related payable	1,227.57	-	309.21	-
Security deposit received	117.26	-	115.65	-
Others liabilities	41.67	-	42.89	-
Total other financial liabilities	2,122.61	-	942.64	-

* includes INR 13.66 Lakhs (31 March 2021 : INR Nil) payable to related parties.

23 Current tax liabilities (net)	As at 31 March 2022	As at 31 March 2021
Provision for income tax*	268.87	106.24
Total current tax liabilities (net)	268.87	106.24

*Net of advance income tax / tax deducted at source

2,918.27

3,738.94

kl

P



24 Revenue from operations	For the year ended 31 March 2022	For the year ended 31 March 2021
Revenue from operations		
Sale of Products	1,99,333.94	1,52,574.38
Sale of services	295.29	733.40
Other operating revenue		
Duty drawback and export benefits	248.43	199.07
Scrap sales	1,430.69	892.36
Total revenue from operations	2,01,308.35	1,54,399.21

The revenue from customers (having more than 10% of total revenue) during the year is INR 1,19,294.75 lakhs (31 March 2021: INR 98,552.94 lakhs) arising from sale of auto components.

25 Other income	For the year ended 31 March 2022	For the year ended 31 March 2021
Interest income		
Bank deposits	1.82	1.37
Unsecured loans	95.99	95.99
On security deposit shown at fair value	18.34	23.92
Other	46.22	57.32
Foreign exchange gain (net)	195.21	76.76
Profit on sale of property, plant and equipment (net)	2.61	17.60
Unwinding of deferred revenue	247.45	294.05
Dividend on shares	-	41.37
Excess liability / provision written back	393.11	81.63
Profit on sale of Investments	-	1,517.79
Profit on sale of securities	-	81.86
Miscellaneous income	116.91	87.81
Total other income	1,117.66	2,377.47

26 Cost of material consumed	For the year ended 31 March 2022	For the year ended 31 March 2021
Raw material consumed		
At the beginning of year	2,818.90	2,464.62
Add: Purchases during the year	1,40,414.20	1,01,898.50
Less: At the end of the year	2,852.35	2,818.90
Total cost of material consumed	1,40,380.75	1,01,544.22

27 Changes in inventories of finished goods and work-in-progress	For the year ended 31 March 2022	For the year ended 31 March 2021
Opening balance		
Finished goods	4,464.36	2,968.85
Work-in-progress	2,887.41	2,657.09
Total opening balance	7,351.77	5,625.94
Closing Balance		
Finished goods	4,906.17	4,464.36
Work-in-progress	3,481.02	2,887.41
Total closing balance	8,387.19	7,351.77
Total changes in inventories of finished goods and work-in-progress	(1,035.42)	(1,725.83)

28 Employee benefits expense	For the year ended 31 March 2022	For the year ended 31 March 2021
Salaries, wages and bonus	10,476.47	8,711.15
Contribution to provident fund and other funds (refer note 28.1)	559.84	466.37
Gratuity (refer note 17)	410.46	369.26
Compensated absences	12.83	73.25
Staff welfare expenses	810.61	605.45
Total employee benefits expense	12,270.21	10,225.48

28.1 **Defined contribution plan**

The Holding Company has certain defined contribution plans. The contributions are made to provident fund in India for employees at the prescribed rates of the basic salary as per regulations. The contributions are made to recognised provident fund administered by the government. The obligation of the Holding Company is limited to the amount contributed and it has no further contractual nor any constructive obligation.

The expense recognised during the year towards the defined contribution plan is INR 519.60 lakhs (31 March 2021 : INR 425.76 lakhs)



29	Finance costs	For the year ended 31 March 2022	For the year ended 31 March 2021
	Interest		
	Interest expenses on financial liabilities measured at amortised cost	644.76	957.50
	Interest on delayed payment of statutory dues	19.90	40.60
	Interest on lease liability	129.55	60.11
	Others		
	Bank Charges	14.03	26.92
	Total finance costs	808.24	1,085.13

30	Depreciation and amortization expense	For the year ended 31 March 2022	For the year ended 31 March 2021
	Depreciation of property, plant and equipment (refer note 3)	4,762.20	4,412.69
	Amortization of intangible assets and right of use assets (refer note 4)	828.79	776.60
	Total depreciation and amortization expense	5,590.99	5,189.29

31	Other expenses	For the year ended 31 March 2022	For the year ended 31 March 2021
	Power and fuel	7,441.00	6,034.89
	Stores and Spare Parts including loose tools Consumed	4,640.97	3,631.91
	Other manufacturing expenses	3,681.49	2,262.06
	Contractual labour charges	11,042.26	8,979.01
	Freight and Forwarding	2,502.11	1,927.23
	Rent expenses	221.55	156.58
	Rates and taxes	44.80	101.93
	Repair and maintenance		
	- Plant and machinery	298.86	226.90
	- Building	173.04	110.80
	- Others	248.65	224.12
	Sales and promotion expenses	102.76	102.06
	Travelling and conveyance	290.56	182.82
	Telephone and communication expenses	48.01	45.07
	Insurance	223.43	181.99
	Security expenses	371.63	354.14
	Legal and professional expenses	581.02	590.07
	Payment to auditor (refer note 31.1)	39.05	38.88
	Testing expenses	78.28	64.12
	Royalty	145.06	147.15
	Provision for doubtful debt	0.01	46.67
	Running and maintenance of vehicle	112.42	88.67
	Property, plant and equipment written off	0.11	54.73
	Corporate social responsibility expenditure (refer note 31.2)	313.06	302.41
	Miscellaneous expenses	222.48	233.81
	Total other expenses	32,822.61	26,088.02

31.1 Payment to auditor (excluding Goods and Services tax wherever applicable)

	For the year ended 31 March 2022	For the year ended 31 March 2021
As auditor		
- Audit fee	38.00	38.00
- Out of pocket	1.05	0.88
	39.05	38.88

31.2 Corporate social responsibility expenditure

In accordance with the provisions of section 135 of the Companies Act 2013, the Board of Directors of the Company had constituted a Corporate Social Responsibility (CSR) Committee. The CSR Committee has been examining and evaluating suitable proposals for deployment of funds towards CSR initiatives. During the current year ended 31 March 2022, Company has contributed following sums towards CSR initiatives.

Details of CSR expenditure incurred during the year is outlined below:

Amount required to be spent as per section 135 of the Act

Amount spent during the year on:

(i) Construction/acquisition of an asset

(ii) On purposes other than (i) above

(Excess)/Shortfall@

	For the year ended 31 March 2022	For the year ended 31 March 2021
	313.06	302.41
	-	-
	300.63	101.76
	12.43	200.65



@ The shortfall of INR 12.43 lakhs (31 March 2021: INR 200.65 lakhs) forms part of the ongoing projects as per Note (a) below.

Details of expenditure incurred	For the year ended 31 March 2022	For the year ended 31 March 2021
Contribution to a Trust ("AHSAAAS") promoted by the Holding Company for its CSR activities	244.84	101.55
Contribution made by the Company	55.79	0.21
Total expense incurred by the Holding Company	300.63	101.76

(a) Details of Unspent CSR Expenditure on Ongoing Projects (Section 135(6))	For the year ended 31 March 2022	For the year ended 31 March 2021
With Holding Company		
Opening Balance	209.85	-
Unspent amount for the year	12.50	210.00
Transferred to Separate CSR Unspent A/c	209.85	-
Amount spent during the year	-	0.15
Closing Balance	12.50	209.85
In Separate CSR Unspent A/c		
Opening Balance	-	-
Transferred from Holding Company	209.85	-
Amount spent during the year	144.21	-
Closing Balance	65.64	-

* The Board of the Holding Company during the year under review has approved INR 12.50 lakhs (31 March 2021: INR 210.00 lakhs) for ongoing projects.

As per Section 135(6) of the Companies Act 2013, the Holding Company is required to transfer the unspent amount pertaining to ongoing project to a special account called "Unspent Corporate Social Responsibility Account" within 30 days from end of respective financial year. In this regard the Holding Company has transferred INR 12.50 Lakhs (31 March 2021: INR 209.85 Lakhs) to the special account on 27 April 2022. Out of the amounts deposited in the bank account for prior period, Holding Company has incurred INR 144.21 Lakhs by 31 March 2022.

32 Income tax expense	For the year ended 31 March 2022	For the year ended 31 March 2021
(i) Income tax expense		
Current tax*		
Current Year	3,168.18	3,812.04
Prior Years	(13.97)	(20.35)
Total current tax expense	3,154.21	3,791.69
Deferred tax		
Deferred tax (Credit) during the year (refer note 19.1)	(89.12)	(130.74)
Total deferred tax credit	(89.12)	(130.74)
Total income tax expense	3,065.09	3,660.95

* Includes income tax relating to items that will not be reclassified to profit or loss

(ii) **Reconciliation of effective tax rate:**

Reconciliation of tax expense and the accounting profit multiplied by India's domestic tax rate for the year ended 31 March 2022 and 31 March 2021 :

Particulars	For the year ended 31 March 2022	For the year ended 31 March 2021
Profit before income tax expense	11,299.08	14,296.06
Other Comprehensive income before tax	125.06	(59.52)
Tax using the Company's domestic tax rate 25.168% (31 March 2021 25.168%)	2,875.23	3,583.05
Tax effect of amounts which are not deductible (taxable) in calculating taxable income:		
Corporate social responsibility expenditure	78.79	76.11
Impact of Share of net losses of joint venture	133.15	110.86
Impact of Share of net losses of subsidiary company	7.05	-
Tax Provision for earlier year	(13.97)	(20.35)
Government grant income	(62.28)	(74.01)
Others	47.12	(14.71)
Income tax expense	3,065.09	3,660.95



Handwritten signatures and initials: KH, P, and others.



33 Earning per share

Earnings per share is calculated by dividing the profit attributable to the equity shareholders by the weighted average number of equity shares outstanding. The reconciliation of the weighted average number of shares for the purposes of diluted earnings per share to the weighted average number of ordinary equity shares used in the calculation of basic earnings per share is as follows:

	For the year ended 31 March 2022	For the year ended 31 March 2021
Opening weighted average number of equity shares.	20,34,42,600	5,08,60,650
Bonus shares issued	-	15,25,81,950
Buyback of Shares	(25,50,000)	-
Closing	20,08,92,600	20,34,42,600

	For the year ended 31 March 2022	For the year ended 31 March 2021
Weighted average number of shares		
Opening	20,34,42,600	5,08,60,650
Bonus shares issued	-	15,25,81,950
Adjusted buyback of shares	(14,87,500)	-
Closing	20,19,55,100	20,34,42,600

The numerators and denominators used to calculate the basic and diluted EPS are as follows:

	For the year ended 31 March 2022	For the year ended 31 March 2021
Profit attributable to equity holders of the Holding Company (A)	8,265.86	10,620.13
Numbers of equity shares (in Lakhs) (B)	2,009	2,034
Weighted average number of equity shares (in Lakhs) (C)	2,020	2,034
Nominal value per equity shares (refer note 13(iv))	2.00	2.00
Earnings per equity share (INR)		
Basic and Diluted	(D=A/C) 4.09	5.22

(This space has been intentionally left blank)



34 Segment Reporting

The business activity of the Group falls within one operating segment viz. manufacturing of auto components including friction material components and pressure die casted, safety control cables, machined and painted components for automobile industry and substantially sale of the product is within the country. Hence the disclosure requirement of Indian Accounting Standard 108 of "Segment Reporting" issued by the Ministry of Corporate Affairs is not considered applicable.

35 Information about interest in Joint Venture

Interest in Joint venture

No.	Name	Principal place of business	Ownership interest as	Ownership interest as
			at 31 March 2022	at 31 March 2021
1	ASK Fras-Le Friction Private Limited	India	49%	49%

The Company's interest in joint ventures in the jointly controlled operations as at 31 March 2022 are as follows:

No.	Name of joint venture partner	Description of interest	Nature of operation	Country of incorporation
1	Fras-Le S.A., Brazil	Jointly controlled operation	A joint venture agreement effective from 5 December 2017. The principal activity of the venture is the production and marketing of commercial vehicle brake pads and brake linings (also refer note 35.1 below)	India

35.1 As per joint venture agreement, the scope and value of work of each partner has been clearly defined and accepted by the partners. The Holding Company's share in the joint venture company is duly accounted for in the accounts of the Holding Company in accordance with such division of work and therefore does not require separate disclosure.

No.	Name	Principal place of business	% of Ownership	Carrying Amount*	
				As at 31 March 2022	As at 31 March 2021
1	ASK Fras-Le Friction Private Limited	India	49%	-	339.52

* Quoted price of the investment has not been disclosed as the same is not available, due to the reason that the joint venture not a listed company.

35.2 Summarised financial information of joint venture Summarised financial position

	As at 31 March 2022	As at 31 March 2021
Cash and cash equivalents	27.80	39.02
Other Assets	5,101.19	3,798.85
Total current assets	5,128.99	3,837.87
Total non-current assets	8,370.36	7,745.73
Financial Liabilities (excluding trade payable)	5,152.36	3,364.43
Other Liabilities	2,802.33	1,745.54
Total current liabilities	7,954.69	5,109.97
Total non-current liabilities	5,101.97	4,951.24
Net assets	442.69	1,522.39

Summarised financial performance

	For the year ended 31 March 2022	For the year ended 31 March 2021
Loss from operating operations	(1,076.53)	(899.30)
Other comprehensive income	(3.17)	1.55
Total comprehensive income	(1,079.70)	(897.75)

Reconciliation to carrying amount of ASK Fras Le Friction Private Limited

	As at 31 March 2022	As at 31 March 2021
Opening Net Assets	1,522.39	2,420.14
Addition in Capital reserve during the year	-	-
Profit for the year	(1,076.53)	(899.30)
Other comprehensive income	(3.17)	1.55
Total Net assets	442.69	1,522.39
Less Addition in Capital reserve not considered for Group share %	(59.27)	(59.27)
Closing Net Assets	383.42	1,463.12
Group Share %	49%	49%
Gross value of Investment	187.88	716.93
Less: Elimination of Gain on transfer of assets to joint venture on consolidation (cumulative)	377.41	377.41
Net Carrying Value of Investment	(189.53)	339.52

35.3 During the current and previous year, the joint venture company has incurred losses of INR 1076.53 lakhs and 899.30 lakhs respectively. The losses are expected to continue in the near future. Due to continued losses, the net worth of the joint venture company has been substantially eroded. Further, the joint venture company's current liabilities exceeded its current assets by INR 2825.70 lacs as at 31 March 2022 (Previous Year 31 March 2021 : INR 1272.80 lakhs) the balance sheet date and key ratios are adverse. The joint venture company is significantly dependent on funding to carry out its operations. These facts indicate the existence of material uncertainty that may cast significant doubt on the joint venture company's ability to continue as a going concern. However, the joint venture company has obtained a letter of continued financial support from the joint venture partners for its future operations and continues to benefit from the established market position of its joint venture partners. Accordingly, the financial statements have been prepared on a going concern basis.*

Handwritten signatures and a circular stamp of ASK AUTOMOTIVE PVT. LTD. NEW DELHI.

36 Capital and other commitments

Estimated amount of contracts remaining to be executed on capital account and not provided for (net of advances) is outlined in the table below:

	As at 31 March 2022	As at 31 March 2021
Property, plant and equipment	863.37	3,391.02

37 Contingent liabilities

(i) Corporate guarantees given to banks on account of facilities granted by banks to joint venture and subsidiary company as co guarantor

Description	Purpose of guarantee	As at 31 March 2022	As at 31 March 2021
Ask Fras-le Friction Private Limited	Term Loan and Working capital requirement	8,350.00	5,400.00
ASK Automobiles Private Limited	Term Loan and Working capital requirement	21,400.00	-
Total		29,750.00	5,400.00

(ii) Others

a) Surety bonds executed by the Holding Company in favor of the President of India, under Export Promotion Capital Goods Scheme (EPCG) for importing capital goods at concessional rate of custom duty. Amount of duties and taxes saved of INR 845.82 Lakhs (31 March 2021: INR 934.03 Lakhs), against which there is an unfulfilled export obligation. Management of the Holding Company is confident of meeting its export obligation within stipulated time.



(This space has been intentionally left blank)



38 Financial instruments - Fair values measurement and risk management

A Fair values measurement

(i) Financial instruments - by category

The accounting classification of each category of financial instruments, and their carrying amounts, are set out below:

Particulars	As at 31 March 2022			As at 31 March 2021		
	FVTPL	FVTOCI	Amortised Cost	FVTPL	FVTOCI	Amortised Cost
Financial assets						
Investment in Equity Shares	-	-	-	-	-	-
Loans	-	-	876.97	-	-	1,066.50
Trade receivables	-	-	16,590.77	-	-	13,270.41
Cash and cash equivalents	-	-	130.18	-	-	1,852.65
Other bank balances	-	-	26.48	-	-	14.32
Other deposits	-	-	-	-	-	24.32
Security deposits	-	-	946.45	-	-	823.19
Other financial assets	-	-	46.20	-	-	54.52
Total financial assets	-	-	18,617.05	-	-	17,105.91
Financial liabilities						
Borrowings	-	-	12,454.11	-	-	5,401.53
Lease liability	-	-	1,555.40	-	-	427.42
Trade payables	-	-	17,884.22	-	-	14,936.94
Capital creditors	-	-	688.62	-	-	450.29
Interest accrued	-	-	47.49	-	-	24.60
Employee related payable	-	-	1,227.57	-	-	309.21
Security deposit received	-	-	117.26	-	-	115.65
Others liabilities	-	-	41.67	-	-	42.89
Total financial liabilities	-	-	34,016.34	-	-	21,708.53

The carrying amounts of trade receivables, trade payables, cash and cash equivalents and other current financial assets and other liabilities are considered to be the same as their fair values, due to their short-term nature.

Investment in joint ventures is measured at cost as per Ind AS 27, 'Separate financial statements' and hence, not presented here.

B Financial risk management

The Group has exposure to the following risks arising from financial instruments:

- Credit risk;
- Liquidity risk; and
- Market risk - Foreign exchange
- Market risk - Interest rate

(I) Risk management framework


The Holding Company's board of directors has overall responsibility for the establishment and oversight of the Groups's risk management framework. The board of directors have authorised senior management to establish the processes, who ensures that executive management controls risks through the mechanism of properly defined framework.

The Group's risk management policies are established to identify and analyse the risks faced by the Group, to set appropriate risks limits and controls, to monitor risks and adherence to limits. Risk management policies are reviewed regularly to reflect changes in market conditions and the Group's activities. The Group, through its training and management standards and procedures, aims to maintain a disciplined and constructive control environment in which all employees understand their roles and obligations.

(a) Credit risk

The maximum exposure to credit risks is represented by the total carrying amount of these financial assets in the balance sheet are as follows:

	As at 31 March 2022	As at 31 March 2021
Financial assets		
Investment in Equity Shares	-	-
Loans	876.97	1,066.50
Trade receivables	16,590.77	13,270.41
Cash and cash equivalents	130.18	1,852.65
Other bank balances	26.48	14.32
Other deposits	-	24.32
Security deposits	946.45	823.19
Other financial assets	46.20	54.52
Total financial assets	18,617.05	17,105.91



Handwritten signatures and initials: 124, R, [Signature], [Signature]



(All amounts are in INR Lakhs, except otherwise stated)

Credit risk is the risk of financial loss to the Group if a customer or counterparty to a financial instrument fails to meet its contractual obligations, and arises principally from the Groups's receivables from customers, loans.

Credit risk on cash and cash equivalents is limited as the Group generally invests in deposits with banks with high credit ratings assigned by domestic credit rating agencies.

The maximum exposure to the credit risk at the reporting date is primarily from trade receivables. Trade receivables are unsecured and are derived from revenue earned from customers primarily located in India. The Group does monitor the economic environment in which it operates.

Credit risk has always been managed by the Group through credit approvals, establishing credit limits and continuously monitoring the creditworthiness of customers to which the Group grants credit terms in the normal course of business. On account of adoption of Ind AS 109, the Group uses expected credit loss (ECL) model to assess the impairment loss or gain. The Group uses a provision matrix to compute the expected credit loss allowance for trade receivables. The provision matrix takes into account available external and internal credit risk factors such as Groups's historical experience for customers.

(i) Expected credit loss for investment carried at amortised cost and other financial assets

As at 31 March 2022

Asset group	Estimated gross carrying amount of default	Expected probability of default	Expected credit loss	Carrying amount net of impairment provision
Loan	876.97	0%	-	876.97
Cash and cash equivalents	130.18	0%	-	130.18
Other bank balances	26.48	0%	-	26.48
Security deposits	946.45	0%	-	946.45
Other financial assets	46.20	0%	-	46.20

As at 31 March 2021

Asset group	Estimated gross carrying amount of default	Expected probability of default	Expected credit loss	Carrying amount net of impairment provision
Loan	1,066.50	0%	-	1,066.50
Cash and cash equivalents	1,852.65	0%	-	1,852.65
Other bank balances	14.32	0%	-	14.32
Other deposits	24.32	0%	-	24.32
Security deposits	823.19	0%	-	823.19
Other financial assets	54.52	0%	-	54.52

The credit risk for investment carried at amortised cost and other financial assets is considered negligible. However, specific provision is made in case a particular receivable is considered to be non-recoverable.

(ii) Expected credit loss for trade receivables under simplified approach

The Holding Company's exposure to credit risk for trade receivables is as follows:

Particulars	Gross carrying amount	
	As at 31 March 2022	As at 31 March 2021
Trade receivables considered good - Unsecured	16,535.96	13,231.26
Trade receivables which have significant increase in credit risk	33.39	46.67
Trade receivables - credit impaired	-	-
Total	16,569.35	13,277.93
Less : Provision for impairment	(33.39)	(46.67)
Carrying amount of trade receivables (net of impairment)	16,535.96	13,231.26

(b) Liquidity risk

Prudent liquidity risk management implies maintaining sufficient cash and marketable securities and the availability of funding through an adequate amount of committed credit facilities to meet obligations when due. Due to the nature of the business, the Group maintains flexibility in funding by maintaining availability under committed facilities. Management monitors rolling forecasts of the Group's liquidity position and cash and cash equivalents on the basis of expected cash flows. The Group takes into account the liquidity of the market in which the entity operates. In addition, the Groups's liquidity management policy involves projecting cash flows in major currencies and considering the level of liquid assets necessary to meet these, monitoring balance sheet liquidity ratios against internal and external regulatory requirements and maintaining debt financing plans.

(i) Maturities of financial liabilities

The tables below analyses the Group's financial liabilities into relevant maturity groupings based on their contractual maturities for all non-derivative financial liabilities. The amounts disclosed in the table are the contractual undiscounted cash flows. Balances due within 12 months equal their carrying balances as the impact of discounting is not significant.

As at 31 March 2022	Contractual cash flows					Total
	6 months or less	6-12 months	1-2 years	2-5 years	More than 5 years	
Financial liabilities - borrowings*	1,695.66	1,201.97	2,497.92	6,128.64	3,170.73	14,694.92
Lease liabilities	369.53	365.17	736.27	112.32	-	1,583.29
Trade payables	17,884.22	-	-	-	-	17,884.22
Other financial liabilities	2,122.61	-	-	-	-	2,122.61
Total	22,072.02	1,567.14	3,234.19	6,240.96	3,170.73	36,285.04

Handwritten signatures and a circular stamp of ASK AUTOMOTIVE PVT. LTD. NEW DELHI are present at the bottom of the page.

As at 31 March 2021	Contractual cash flows					Total
	6 months or less	6-12 months	1-2 years	2-5 years	More than 5 years	
Financial liabilities - borrowings*	747.42	726.30	1,829.44	2,892.39	-	6,195.55
Lease liabilities	66.54	67.75	137.08	228.78	-	500.15
Trade payables	14,936.94	-	-	-	-	14,936.94
Other financial liabilities	942.64	-	-	-	-	942.64
Total	16,693.54	794.05	1,966.52	3,121.17	-	22,575.28

*Amortised amount of upfront fees/charges paid at the time of sanction/disbursement of loan in the above outstanding is INR 1.56 lakhs (31 March 2021 INR 2.04 lakhs). This amount further includes future undiscounted cash flows for interest on term loans INR 2239.24 lakhs (31 March 2021 INR 791.98 lakhs).

(c) **Market risk**

Market risk is the risk that the future cash flows of a financial instrument will fluctuate because of changes in market prices. Market risk comprises two types of risk: currency risk and interest rate risk. The objective of market risk management is to manage and control market risk exposures within acceptable parameters, while optimising the return.

(i) **Currency risk**

Currency risk is the risk that the future cash flows of a financial instrument will fluctuate because of changes in foreign exchange rates. The Holding Company is exposed to the effects of fluctuation in the prevailing foreign currency exchange rates on its financial position and cash flows. Exposure arises primarily due to exchange rate fluctuations between the functional currency and other currencies from the Holding Company's operating, investing and financing activities.

Exposure to currency risk

The summary of quantitative data about the Holding Company's unhedged exposure to currency risk, as expressed in INR :

Particulars	As at 31 March 2022			As at 31 March 2022			As at 31 March 2022		
	Amount in foreign currency			Exchange rate			Amount in INR		
	USD	EURO	JPY	USD	EURO	JPY	USD	EURO	JPY
Financial assets									
Trade receivables	23.88	-	-	75.81	84.66	0.62	1,810.27	-	-
	23.88	-	-				1,810.27	-	-
Financial liabilities									
Trade payables	1.97	-	118.72	75.81	84.66	0.62	149.26	-	73.88
	1.97	-	118.72				149.26	-	73.88
Particulars	As at 31 March 2021			As at 31 March 2021			As at 31 March 2021		
	Amount in foreign currency			Exchange rate			Amount in INR		
	USD	EURO	JPY	USD	EURO	JPY	USD	EURO	JPY
Financial assets									
Trade receivables	7.58	0.00	-	73.50	86.10	0.66	557.21	0.12	-
	7.58	0.00	-				557.21	0.12	-
Financial liabilities									
Trade payables	1.18	-	15.00	73.50	86.10	0.66	86.66	-	9.95
	1.18	-	15.00				86.66	-	9.95

Sensitivity analysis

A reasonably possible strengthening (weakening) of the Indian Rupee against below currencies at 31 March 2022 (previous year ended as on 31 March 2021) would have affected the measurement of financial instruments denominated in functional currency and affected equity and profit or loss by the amounts shown below. This analysis is performed on foreign currency denominated monetary financial assets and financial liabilities outstanding as at the year end. This analysis assumes that all other variables, in particular interest rates, remain constant and ignores any impact of forecast sales and purchases.

Particulars	As at 31 March 2022	As at 31 March 2021
USD sensitivity*		
INR/USD- increase by 3.13%(as at 31 March 2021 2.50%)	51.99	11.76
INR/USD- decrease by 3.13%(as at 31 March 2021 2.50%)	(51.99)	(11.76)
EURO sensitivity*		
INR/EURO- increase by 1.67%(as at 31 March 2021 3.67%)	-	0.00
INR/EURO- decrease by 1.67%(as at 31 March 2021 3.67%)	-	(0.00)
JPY sensitivity*		
INR/JPY- increase by 6.22%(as at 31 March 2021 4.72%)	(4.60)	(0.47)
INR/JPY- decrease by 6.22%(as at 31 March 2021 4.72%)	4.60	0.47

* Holding all other variables constant

Note- We have considered change in rate by the difference in closing and opening rate.


(ii) **Interest rate risk**

Interest rate risk is the risk that the future cash flows of a financial instrument will fluctuate because of changes in market interest rates. The Company's main interest rate risk arises from long-term borrowings and short term borrowings with variable rates.

Interest rate risk exposure

The Company's interest rate risk arises majorly from the term loans from banks carrying floating rate of interest. The exposure of the Group's borrowing to interest rate changes as reported to the management at the end of the reporting period are as follows:

	As at 31 March 2022	As at 31 March 2021
Variable rate borrowing	9,952.04	5,401.53
Weighted average interest rate	6.75%	7.59%



Sensitivity analysis

A reasonably possible change of 100 basis points (bps) in interest rates at the reporting date would have increased / (decreased) equity and profit or loss by the amounts shown below. This analysis assumes that all other variables, in particular foreign currency exchange rates, remain constant.

	For the year ended 31 March 2022	For the year ended 31 March 2021
Interest sensitivity*		
Interest rates – increase by 100 basis points (100 bps)	(99.52)	(124.11)
Interest rates – decrease by 100 basis points (100 bps)	99.52	124.11

* Holding all other variables constant

(II) Capital management

For the purpose of the Holding Company's capital management, capital includes issued equity share capital, securities premium reserve and all other equity reserves attributable to the equity holders of the Holding Company. The primary objective of the management of the Holding Company's capital structure is to maintain an efficient mix of debt and equity in order to achieve a low cost of capital, while taking into account the desirability of retaining financial flexibility to pursue business opportunities and adequate access to liquidity to mitigate the effect of unforeseen events on cash flows

The Holding Company manages its capital structure and makes adjustments to it in light of changes in economic conditions. To maintain or adjust the capital structure, the Holding Company may return capital to shareholders, raise new debt or issue new shares.

The Holding Company monitors capital on the basis of the debt to capital ratio, which is calculated as adjusted net interest-bearing debts divided by total capital.

Particulars	Legend	As at 31 March 2022	As at 31 March 2021
Short term borrowings (refer note 20)		2,219.16	1,134.53
Long term borrowings (refer note 15)		10,234.95	4,267.00
Less : Cash and cash equivalent (refer note 11)		(130.18)	(1,852.65)
Adjusted net debt	A	12,323.93	3,548.88
Total capital (refer note 13 and 14)	B	63,190.83	62,222.55
Net debt to equity ratio	A/B	19.50%	5.70%

39 Related party disclosures

Disclosure of related parties/related party transactions pursuant to Ind AS 24 "Related Party Disclosures".

A Name of the related parties and nature of the related party relationship:


Name of the entity	Principal place of operation / country of incorporation
(i) Enterprise in which directors of the Company and their relatives are able to exercise significant influence ("Significant Influence")	
A.P. Automotives Private Limited	India
AA Friction Materials Private Limited	India
Vijaylaxmi Farms Private Limited	India
Planet Agro Farms Private Limited	India
Aadhunik Agrotech Private Limited	India
Vijaylaxmi Infrabuild Private Limited	India
KSR Landholding Projects Private Limited	India
L.Y. Developers Private Limited	India
Vijaylaxmi Infra Projects Private Limited	India
Aadhunik Realty Private Limited	India
Fresh Air Farms Private Limited	India
AHSAAS Trust	India
(ii) Joint Venture	
ASK Fras-Le Friction Private Limited	India

Name	Designation
(iv) Key management personnel and relatives of key management personnel ("KMP")	
Mr. Kuldip Singh Rathee	Managing director
Mrs. Vijay Rathee	Director
Mr. Prashant Rathee	Executive Director
Mr. Aman Rathee	Executive Director
Mr. Rajesh Kumar	Executive Director
Ms. Rajani Sharma	Company Secretary




39 Related party disclosures (continued)
B Particulars of transactions with related parties

Nature of transaction and name of related party	For the year ended 31 March 2022			For the year ended 31 March 2021		
	Joint Venture	Significant Influence	Key Management Personnel	Joint Venture	Significant Influence	Key Management Personnel
Purchase of goods*						
ASK Fras-Le Friction Private Limited	2.36	-	-	1.47	-	-
AA Friction Materials Private Limited	-	5,564.96	-	-	4,454.72	-
Reimbursement of expenses incurred on behalf of company						
ASK Fras-Le Friction Private Limited	-	-	5,992.50	0.44	-	-
Buyback of Securities - Equity Shares						
Kuldip Singh Rathee	-	-	-	-	-	-
Purchase of fixed assets*						
ASK Fras-Le Friction Private Limited	-	-	-	7.33	-	-
Rent paid*						
A.P. Automotives Private Limited	-	187.99	-	-	169.92	-
Mr. Prashant Rathee	-	-	249.22	-	-	237.89
Mr. Aman Rathee	-	-	249.22	-	-	237.89
Receiving of service*						
AA Friction Materials Pvt. Ltd.	-	844.01	-	-	-	-
Vijaylaxmi Infra Projects Private Limited	-	176.00	-	-	155.76	-





12/11
P
Handwritten signature



B Particulars of transactions with related parties (continued)

Nature of transaction and name of related party	For the year ended 31 March 2022			For the year ended 31 March 2021		
	Joint Venture	Significant Influence	Key Management Personnel	Joint Venture	Significant Influence	Key Management Personnel
Interest Earned on loan given						
ASK Frs-Le Friction Private Limited	95.99	-	-	95.99	-	-
Rendering of service*						
ASK Frs-Le Friction Private Limited	163.51	-	-	108.59	-	-
Sale of goods*						
ASK Frs-Le Friction Private Limited	38.89	-	-	195.76	-	-
AA Friction Materials Private Limited	-	742.62	-	-	995.80	-
Sale of fixed assets*						
ASK Frs-Le Friction Private Limited	-	-	-	0.19	-	-
AA Friction Materials Private Limited	-	1.74	-	-	53.88	-
Security deposit given						
A.P. Automotives Private Limited	-	82.80	-	-	-	-
Security deposit given Received Back						
A.P. Automotives Private Limited	-	6.30	-	-	65.70	-
Advances Given Received Back						
Mr. Rajesh Kumar	-	-	19.63	-	-	-




12/11
R
Kajal


B Particulars of transactions with related parties (continued)

Nature of transaction and name of related party	For the year ended 31 March 2022			For the year ended 31 March 2021		
	Joint Venture	Significant Influence	Key Management Personnel	Joint Venture	Significant Influence	Key Management Personnel
Director's Remuneration						
Mr. Kuldip Singh Rathee	-	-	647.74	-	-	661.86
Mr. Prashant Rathee	-	-	265.36	-	-	233.64
Mr. Aman Rathee	-	-	265.36	-	-	233.64
Mr. Rajesh Kumar	-	-	30.31	-	-	24.52
Remuneration						
Ms. Rajani Sharma	-	-	36.88	-	-	34.48
Corporate guarantees given						
ASK Frac-Le Friction Private Limited	2,950.00	-	-	-	-	-
Bonus Shares Issued						
Kuldip Singh Rathee	-	-	-	-	-	1,316.83
Vijay Rathee	-	-	-	-	-	955.14
Aman Rathee	-	-	-	-	-	356.85
Prashant Rathee	-	-	-	-	-	422.82
Advance Given						
Mr. Rajesh Kumar	-	-	-	-	-	22.25
Dividend paid						
Kuldip Singh Rathee	-	-	-	-	-	87.79
Vijay Rathee	-	-	-	-	-	63.68
Aman Rathee	-	-	-	-	-	23.79
Prashant Rathee	-	-	-	-	-	28.19
CSR expenditure paid						
Ahsaas Trust	-	244.84	-	-	101.55	-
Paid for CSR Ongoing projects						
Ahsaas Trust	-	144.21	-	-	-	-

*Transactions have been reported inclusive of applicable taxes.




Handwritten signature and initials.




C Balance outstanding at the end of the year

Nature of balances and name of related party	As at 31 March 2022			As at 31 March 2021		
	Joint Venture	Significant Influence	Key Management Personnel	Joint Venture	Significant Influence	Key Management Personnel
Investment in equity shares						
ASK Fras-Le Friction Private Limited	3,111.50	-	-	3,111.50	-	-
Trade receivables						
ASK Fras-Le Friction Private Limited	54.81	-	-	39.15	-	-
Interest receivables						
ASK Fras-Le Friction Private Limited	21.60	-	-	22.20	-	-
Trade payables						
ASK Fras-Le Friction Private Limited	0.14	13.66	-	-	-	-
Vijaylaxmi Infra Projects Private Limited	-	-	-	-	-	-
A.P. Automotives Private Limited	-	-	-	-	-	-
Security deposits given						
A.P. Automotives Private Limited	-	82.80	-	-	6.30	-
Mr. Prashant Rathee	-	-	96.00	-	-	96.00
Mr. Aman Rathee	-	-	96.00	-	-	96.00
Personal guarantees received against loan taken by the Company						
Mr. Kuldip Singh Rathee	-	-	-	-	-	-
Loan given						
ASK Fras-Le Friction Private Limited	1,066.50	-	-	1,066.50	-	-
Advance Given						
Mr. Rajesh Kumar	-	-	-	-	-	19.63
Remuneration payable						
Mr. Kuldip Singh Rathee	-	-	57.02	-	-	-
Mr. Prashant Rathee	-	-	-	-	-	-
Mr. Aman Rathee	-	-	12.14	-	-	-
Mr. Rajesh Kumar	-	-	1.68	-	-	-
Ms. Rajani Sharma	-	-	2.18	-	-	-
Corporate guarantees given to banks on account of facilities granted by banks						
Ask Fras-le Friction Pvt. Ltd.	8,350.00	-	-	5,400.00	-	-

39.1 As the liabilities for the gratuity and compensated absence are provided on an actuarial basis for the Group as a whole rather than each individual employee, the amounts pertaining specifically to KMP are not known and hence, not included in the above table. Gratuity and compensated absence, are included based on actual payment in respective year based in the above table.



Handwritten signature and initials.



40 Loans or Advances in the nature of loans granted to promoters, directors, KMPs and the related parties

Type of borrower	For the year ended 31 March 2022		For the year ended 31 March 2021	
	Amount of loan or advance in the nature of loan outstanding	Percentage to the total Loans and Advances in the nature of loans	Amount of loan or advance in the nature of loan outstanding	Percentage to the total Loans and Advances in the nature of loans
Promoters	-	-	-	-
Directors	-	-	-	-
KMPs	-	-	-	-
Related Parties- Joint Venture	876.97	100.00%	1,066.50	100.00%
Total	876.97	100.00%	1,066.50	100.00%

41 Capital work in progress (CWIP)


(A) CWIP Ageing schedule #

As at 31 March 2022 CWIP	Amount in CWIP for a period of				Total
	Less than 1 year	1-2 years	2-3 years	More than 3 years	
Project in progress	285.01	-	-	-	285.01
Projects temporarily suspended	-	-	-	-	-
Total	285.01	-	-	-	285.01

As at 31 March 2021 CWIP	Amount in CWIP for a period of				Total
	Less than 1 year	1-2 years	2-3 years	More than 3 years	
Project in progress	982.89	-	-	-	982.89
Projects temporarily suspended	-	-	-	-	-
Total	982.89	-	-	-	982.89

The Group has no CWIP, whose completion is overdue or has exceeded its cost compare to its original plan.

(This space has been intentionally left blank)



KU

A [Signature] [Signature]



42 Returns and Statements submitted to Bank

The Holding company has borrowings from banks and financial institutions (Refer note no 20)

The periodical returns/statement of current assets* filed by the Holding company with the banks and financial institutions are in agreement with books of account except as under:

Quarter	Name of Bank	Particulars of Securities Provided	Amount as per books of account	Amount as reported in the quarterly return/	Amount of difference	Reason for material discrepancies
June 2021	**	**	7,123.62	10,761.89	3,638.27	***
September 2021	**	**	7,772.82	12,299.28	4,526.46	***
December 2021	**	**	10,442.81	14,072.84	3,630.03	***
March 2022	**	**	11,148.74	10,933.40	(215.34)	***

* Current Assets = Inventories + Trade Receivables - Trade Payables

** Name of Bank & Securities provided

Name of Bank	Particulars of Securities provided
HDFC Bank Limited	Working Capital facility secured by first pari passu charge on current assets and movable fixed assets of the company both present and future excluding assets exclusively financed by term lenders. The said loan is also secured by first pari passu charge on immovable property being land and building at Plot No. 66-67, Udyog Vihar Phase-I, Gurgaon (Haryana).
Kotak Mahindra Bank Limited	Working capital facility is secured by first pari passu hypothecation charge on all existing and future current assets and all existing and future movable fixed assets excluding assets exclusively financed by term lenders. The said loan is also secured by first pari passu mortgage charge on immovable property being land and building situated at Plot No. 66-67, Udyog Vihar Phase-I, Gurgaon (Haryana).
Axis Bank Limited	Working Capital facility is secured by way of first pari passu hypothecation charge on entire current assets and movable fixed assets (excluding assets exclusively financed by term lenders) both present and future of the company. The said loan is also secured by first pari passu charge by way of equitable mortgage on immovable property being land and building situated at Plot No. 66-67, Udyog Vihar Phase-I, Gurgaon (Haryana).
Citi Bank N.A.	Working capital facility is secured by First pari passu charge on present and future stocks and book debts and first pari passu charge on all movable fixed assets of the Company except the assets which are exclusively charged to any lender for term loan facility. The said loan is also secured by way of equitable mortgage on land & building located at Plot No. 66-67, Udyog Vihar Phase-I, Gurgaon (Haryana).

*** Reasons for material discrepancies

Quarter	Goods in Transit	Provisions	Total	Remarks
June 2021	1369.05	2269.22	3638.27	Quarterly returns filed with the bank were based on provisional numbers and difference is mainly on account of Goods in transit and Provisions.
September 2021	1,560.49	2,965.97	4526.46	
December 2021	1,167.97	2,462.06	3630.03	
March 2022	-	-215.34	-215.34	

43 Additional information as required by Paragraph 2 of the General Instructions for Preparation of Consolidated Financial Statements to Schedule III to the Companies Act 2013:

Name of the Entity	Net Assets i.e. total asset less total liabilities		Shares in profit/(loss)		Share in other comprehensive income		Share in total comprehensive income	
	As % of Consolidated Net Assets	Amount	As % of Consolidated Profit or (Loss)	Amount	As % of other comprehensive income	Amount	As % of total comprehensive income	Amount
Parent ASK Automotive Private Limited	99.93%	66573.82	100.32%	8873.07	100.00%	94.74	100.31%	8967.81
Subsidiary Indian ASK Automobiles Private Limited	0.07%	44.75	-0.32%	(27.99)	0.00%	0.00	-0.31%	(27.99)
Total	100.00%	66618.57	100.00%	8845.08	100.00%	94.74	100.00%	8939.82
Adjustments arising out of consolidation		(126.72)		(51.72)		0.00		(51.72)
Jointly controlled entity* Indian Ask Frax-jo Friction Private Limited	-5.22%	(3301.02)	-6.38%	(527.50)	-1.67%	(1.55)	-6.33%	(529.05)
Total		63190.83		8265.86		93.19		8359.05

* Investment accounted as per equity method

[Handwritten signature]

[Handwritten signature]

[Handwritten signature]

[Handwritten signature]



- 44 The Group recorded the lease liability at the present value of the remaining lease payments discounted at the incremental borrowing rate and has measured right-of-use asset at an amount equal to lease liability.

Right of use assets(Net Block):

Particulars	Amount
As at 1 April 2020	1,319.10
Additions	82.07
Deletions	-
Depreciation during the year	623.35
As at 31 March 2021	777.82
Additions	9,152.98
Deletions	(371.35)
Depreciation during the year	711.42
As at 31 March 2022	8,848.03

Lease liability:

Particulars	Amount
As at 1 April 2020	964.04
Additions	82.07
Deletions	-
Interest for the year	60.11
Repayment made during the year (including Interest)	678.80
As at 31 March 2021	427.42
Additions	9,098.02
Deletions	26.68
Interest for the year	129.55
Repayment made during the year (including Interest)	8,072.91
As at 31 March 2022	1,555.40

Maturity profile of Lease liability:

Year ended 31 March 2022

Particulars	within 1 year	1-3 years	3-5 years	Above 5 years	Total
Lease payments (Cash)	769.82	895.07	19.06	-	1,683.95
Less:- Interest payments	87.51	40.88	0.16	-	128.55
Lease Principal	682.31	854.19	18.90	-	1,555.40

Year ended 31 March 2021

Particulars	within 1 year	1-3 years	3-5 years	Above 5 years	Total
Lease payments (Cash)	134.29	253.53	112.31	-	500.13
Less:- Interest payments	31.63	36.51	4.57	-	72.71
Lease Principal	102.66	217.02	107.74	-	427.42

Following amount has been recognised in consolidated statement of profit and loss account:

Particulars	31 March 2022	31 March 2021
Depreciation on right of use asset (refer note no. 4A)	711.42	623.35
Interest on lease liabilities (refer note no. 29)	129.55	60.11
Expenses related to short term leases (included in Rent under other expenses) (refer note no. 31)	33.37	31.24
Total amount recognized in consolidated statement of profit and loss	874.34	714.70

- 45 Disclosure pursuant to Ind AS 7 "Consolidated Statement of cash flows"- changes in liabilities arising from financing activities:

Particulars	Non- current borrowings (refer note 15)	Current borrowings (refer note 20)	Interest accrued on borrowings (refer note 22)	Total
Opening balance as at 1 April 2021	5,401.53	-	24.60	5,426.13
(a) Changes from financing cash flow	6,575.00	476.60	(673.19)	6,378.41
(b) Interest charge to consolidated statement of profit and loss	-	-	664.66	664.66
(c) Amortisation of Bank Charges during the year	0.98	-	(0.98)	-
(d) Interest capitalised to CWIP	-	-	32.40	32.40
Closing balance as at 31 March 2022	11,977.51	476.60	47.49	12,501.60

Handwritten signatures and a circular stamp of ASK AUTOMOTIVE PRIVATE LIMITED, NEW DELHI.

46 Revenue from Contracts with Customers

A Disaggregation of revenue

The Holding Company has performed a disaggregated analysis of revenues considering the nature, amount, timing and uncertainty of revenues. This includes disclosure of revenues by geography and timing of recognition.

Revenue from operations	Year ended 31 March 2022	Year ended 31 March 2021
Revenue by geography		
Domestic*	1,91,538.88	1,48,342.87
Export	8,857.09	7,141.06
Total	2,00,395.97	1,55,483.93
Adjustment for goods in transit net of opening:-		
Domestic	(284.42)	551.51
Export	1,196.80	(1,636.23)
Total	912.38	(1,084.72)
Net Revenue from operations	2,01,308.35	1,54,399.21
Revenue by time		
Revenue recognised at point in time	2,01,308.35	1,54,399.21
Revenue recognised over time	-	-
Total	2,01,308.35	1,54,399.21

* Export benefit has been included in domestic revenue

B. Significant changes in the contract liabilities balances during the year are as follows:







Particulars	Year ended 31 March 2022	Year ended 31 March 2021
Opening Balance	417.94	589.19
Add: Net Addition during the year	674.62	417.94
Less: Revenue recognised during the year from opening liability	417.94	589.19
Closing Balance	674.62	417.94

C. Assets and liabilities related to contracts with customers

Description	As at 31 March 2022		As at 31 March 2021	
	Non-current	Current	Non-current	Current
Contract liabilities related to sale of goods				
Advance from customers	-	674.62	-	417.94

D. Reconciliation of revenue recognised in Consolidated Statement of Profit and Loss with Contract price

Description	Year ended 31 March 2022	Year ended 31 March 2021
Contract price	2,04,082.60	1,58,277.54
Less: Discount, rebates, credits etc.	2,774.25	3,878.33
Revenue from operations as per Consolidated Statement of Profit and Loss	2,01,308.35	1,54,399.21

(All amounts are in INR Lakhs, except otherwise stated)

47 Other disclosures required as per schedule III-

- (a) The Group has not invested or traded in crypto currency & virtual currency.
(b) The Group have not advanced or loaned or invested funds to any other person(s) or entity(ies), including foreign entities (intermediaries) with the understanding that the intermediary shall:
i) directly or indirectly lend or invest in other persons or entities identified in any manner whatsoever by or on behalf of the Group (Ultimate Beneficiaries); or
ii) provide any guarantee, security or the like to or on behalf of the Ultimate Beneficiaries;
(c) The Group have not received any fund from any person(s) or entity(ies), including foreign entities (Funding Party) with the understanding (whether recorded in writing or otherwise) that the Company shall:
i) directly or indirectly lend or invest in other persons or entities identified in any manner whatsoever by or on behalf of the Funding Party (Ultimate Beneficiaries) or
ii) provide any guarantee, security or the like on behalf of the Ultimate Beneficiaries.
(d) The Group has used borrowings from Banks and financial institutions for the specific purpose for which it was taken at the balance sheet date.
(e) The Group has not been declared willful defaulter by any bank or financial Institution or other lender.
(f) The Group does not have any such transaction which is not recorded in the books of accounts that has been surrendered or disclosed as income during the year in the tax assessments under the Income Tax Act, 1961 (such as, search or survey or any other relevant provisions of the Income Tax Act, 1961.
(g) There has not been any proceedings initiated or pending against the Group for holding any benami property under the Benami transactions (Prohibition) Act, 1988 (45 of 1988) and rules made thereunder.
(h) Relationship with struck off companies
The Group has no transaction/ Balance with companies struck off under section 248 of the companies act, 2013 to the best of the knowledge of company's management except below;

Name of struck off company	Nature of transactions	Balance outstanding		Relationship
		As at 31 March 2022	As at 31 March 2021	
Absolut Info Systems Private Limited	Payables	-	-	Vendor
Perfect Polyplast India Private Limited	Payables	-	-	Vendor
Rohit Industries Group (P) Ltd.	Payables	0.86	-	Vendor

- (i) The Group does not have any charges or satisfactions, which is yet to be registered with Registrar of companies, beyond the statutory period prescribed under the Companies Act 2013 and the rules made thereunder.
48 Certain amounts (currency value or percentages) shown in various tables and paragraphs included in these consolidated financial statements have been rounded off or truncated as deemed appropriate by the management of the Group.
49 Previous year figures regrouped / reclassified wherever necessary to confirm to current year's classification pursuant to amendment in Schedule III of the Act.
50 Authorisation of financial statements
The Consolidated financial statements for the year ended 31 March 2022 were approved by the board of directors on 30 September 2022.

For Walker Chandniok & Co LLP
Chartered Accountants
Firm's Registration No.: 001076N/N500013

For and on behalf of the Board of Directors of
ASK Automotive Private Limited




Ashish Gera
Partner
Membership No.: 508685

Place: Gurugram
Date: 30 September 2022



Kuldip Singh Rathee
Managing Director
DIN: 00041032

Place: Gurugram
Date: 30 September 2022



Prashant Rathee
Executive Director
DIN: 00041081



Naresh Kumar
Chief Financial Officer



Rajani Sharma
Company Secretary





ASK AUTOMOTIVE LIMITED

(Formerly known as ASK Automotive Private Limited)

NOTICE

NOTICE IS HEREBY GIVEN THAT 35TH ANNUAL GENERAL MEETING (AGM) OF THE COMPANY WILL BE HELD ON SATURDAY, 16TH SEPTEMBER, 2023 AT 2.30 P.M. AT PLOT NO. 13-14, SECTOR 5, IMT MANESAR, GURGAON, HARYANA 122050 TO TRANSACT THE FOLLOWING BUSINESS:

ORDINARY BUSINESS

1. To receive, consider and adopt the audited Financial Statements (including the consolidated financial statements) for the financial year ended 31st March, 2023 together with the Reports of Board of Directors and Auditors thereon.
2. To appoint a Director in place of Mr. Prashant Rathee, who retires by rotation and being eligible, offers himself for re-appointment and if thought fit, to pass the following resolution as an Ordinary Resolution:

“RESOLVED THAT pursuant to the provisions of Section 152 of the Companies Act, 2013 and rules made thereunder (including any statutory modification and re-enactment thereof) and other applicable provisions, if any of the Companies Act, 2013, Mr. Prashant Rathee (DIN 00041081) who is liable to retire by rotation and being eligible have offered himself for appointment, be and is hereby re-appointed as a Director of the Company, liable to retire by rotation.”

3. To appoint a Director in place of Mr. Aman Rathee, who retires by rotation and being eligible, offers himself for re-appointment and if thought fit, to pass the following resolution as an Ordinary Resolution:

“RESOLVED THAT pursuant to the provisions of Section 152 of the Companies Act, 2013 and rules made thereunder (including any statutory modification and re-enactment thereof) and other applicable provisions, if any of the Companies Act, 2013, Mr. Aman Rathee (DIN 00041130) who is liable to retire by rotation and being eligible have offered himself for appointment, be and is hereby re-appointed as a Director of the Company, liable to retire by rotation.”

SPECIAL BUSINESS

4. To consider and approve, the ratification of remuneration of the Cost Auditor, M/s Kashyap Kumar & Associates, Cost Accountants and if thought fit, to pass the following resolution as an Ordinary Resolution:

“RESOLVED THAT pursuant to the provisions of Section 148 and other applicable provisions, if any, of the Companies Act, 2013 and the Rules made thereunder, the remuneration of M/s Kashyap Kumar & Associates, Cost Accountants (Firm Registration No. 003338) appointed by the Board of Directors as Cost Auditor to conduct the audit of the applicable cost records of the Company for the financial year 2023-24 amounting to Rs. 90,000/- (Rupees Ninety Thousand only) plus applicable taxes thereon besides reimbursement of out of pocket expenses on actuals in connection with the audit, be and is hereby ratified and confirmed.”

5. To consider and approve, the Revision in Remuneration of Mr. Kuldip Singh Rathee and if thought fit, to pass the following resolution as a Special Resolution:

“RESOLVED THAT pursuant to the provisions of Sections 197 and 198 read with Schedule V and other applicable provisions, if any, of the Companies Act, 2013 (the “Act”) and the Rules framed thereunder, (including any statutory modifications or re-enactment thereof, for the time being in force) and the Articles of Association of the Company and subject to such other approvals as may be necessary and based on the recommendation of the Nomination & Remuneration Committee (the “NRC”) and the approval of the Board of Directors (the “Board”) of the Company, the consent of the Members of the Company be and is hereby accorded to revise the remuneration of Mr. Kuldip Singh Rathee, Chairman and Managing Director of the Company, with effect from 1st April, 2023, as per below given details :

Basic Salary	Rs. 33,94,000/- (Rupees Thirty Three Lacs Ninety Four Thousand only) per month.
Housing	(a) Company owned accommodation OR

Corporate Office :-
Plot No. 13-14, Sector - 5, I.M.T. Manesar,
Distt. Gurgaon. PIN - 122050 (Hr.)
Ph : 0124 - 4396900
e-mail : info@askbrake.com
: roc@askbrake.com
Website : www.askbrake.com



Registered Office :
Flat No. 104, 929/1, Naiwala,
Faiz Road, Karol Bagh,
New Delhi - 110 005
Tel : 011-28758433, 28759605
011-28752694, 43071516
CIN : U34300DL1988PLC030342

	In case the Company cannot provide its own accommodation, expenditure on hiring unfurnished accommodation, subject to the ceiling of an amount equivalent to House Rent Allowance, as defined below. OR In case no accommodation is provided by the Company, House Rent Allowance of Rs. 14,54,000/- (Rupees Fourteen Lacs Fifty Four Thousand only) (b) Provision of Furniture, fittings and equipments at the residence, to be valued as per the Income Tax Rules 1962 and subject to the ceiling of 40% of the Basic Pay. (c) Provision of gas, electricity, water and furnishings for the residence, to be valued as per the Income Tax Rules 1962 and subject to the ceiling of 40% of the Basic Pay.
Special Allowance	Rs. 10,00,000/- (Rupees Ten Lacs only) per month
Annual Increment	Effective 1 st April each year, will be decided by the Board based on the recommendation of the NRC and will be performance-based and take into account the Company's performance as well, not exceeding 20% p.a. over the annual gross remuneration of previous financial year.
Medical Reimbursement	Expenses incurred for self and family, the total cost of which to the Company shall not exceed one month's Basic Pay in a period of one year or three month's basic Pay over a period of 3 years. In addition, actual expenses incurred on Hospitalisation for self and family shall also be paid for separately.
Medical Insurance	Medical Insurance for self and family subject to a ceiling of annual premium of Rs. 3,00,000 (Rupees Three Lacs Only)
Personal Accident Insurance	Personal Accident Insurance for self and family subject to a ceiling of annual premium of Rs. 50,000 (Rupees Fifty Thousand Only)
Leave Travel	For Self and family subject to a ceiling of one month's Basic Pay in a Financial Year.
Club Fees	Fees for clubs including Admission/Renewal/Life Membership fee subject to a maximum of 2 (two) clubs.
Gratuity	As per the provisions of Gratuity Act, 1972.
Car	(a) Free use of car with driver for business and personal purposes. (b) In the event of his using own car for official purposes, reimbursement of expenses incurred thereon.
Telephone	Free telephone facility at residence, and provision of free mobile phone with all expenses thereof.
Leave	As per the Rules/Policy of the Company.
Reimbursement of Business Expenses	The Company will reimburse all expenses incurred on entertainment, travelling, etc., for the purposes of the business of the Company.

RESOLVED FURTHER THAT the remuneration payable to Mr. Kuldip Singh Rathee, may exceed the overall ceiling of the total managerial remuneration as provided under Section 197 of the Act or such other limits as may be prescribed from time to time.

RESOLVED FURTHER THAT where in any financial year during the currency of his tenure, the Company has no profits or its profits are inadequate, the remuneration payable to Mr. Kuldip Singh Rathee, by way of salary, perquisites and allowances may exceed the maximum remuneration payable in accordance with Section II of Part II of Schedule V of the Companies Act, 2013 with liberty to the Board to decide the breakup of the remuneration from time to time in consultation with the Chairman and Managing Director.

RESOLVED FURTHER THAT any of the Director of the Company and/or Company Secretary and/or Chief Financial Officer be and is hereby severally authorized on behalf of the Company to do all such other acts, deeds, matters and things as may be necessary, proper, expedient or incidental for giving effect to this Resolution."

6. To consider and approve, the Revision in Remuneration of Mr. Prashant Rathee and if thought fit, to pass the following resolution as a Special Resolution:

"RESOLVED THAT pursuant to the provisions of Sections 197 and 198 read with Schedule V and other applicable provisions, if any, of the Companies Act, 2013 (the "Act") and the Rules framed thereunder, (including any statutory modifications or re-enactment thereof, for the time being in force) and the Articles of Association of the Company and subject to such other approvals as may be necessary and based on the recommendation of the Nomination & Remuneration Committee (the "NRC") and the approval of the Board of Directors (the "Board") of the Company, the consent of the Members of the Company be and is hereby accorded to revise the remuneration of Mr. Prashant Rathee, Executive Director of the Company, with effect from 1st April, 2023, as per below given details :

Basic Salary	Rs. 12,53,000/- (Rupees Twelve Lacs Fifty Three Thousand only) per month.
Housing	(a) Company owned accommodation OR In case the Company cannot provide its own accommodation, expenditure on hiring unfurnished accommodation, subject to the ceiling of an amount equivalent to House Rent Allowance, as defined below.

	OR In case no accommodation is provided by the Company, House Rent Allowance of Rs. 5,37,000/- (Five Lacs Thirty Seven Thousand) per month. (b) Provision of furniture, fittings and equipments at the residence, to be valued as per the Income Tax Rules 1962 and subject to the ceiling of 40% of the Basic Pay. (c) Provision of gas, electricity, water and furnishings for the residence, to be valued as per the Income Tax Rules 1962 and subject to the ceiling of 40% of the Basic Pay.
Special Allowance	Rs. 2,50,000/- (Rupees Two Lacs Fifty Thousand only) per month
Annual Increment	Effective 1st April each year, will be decided by the Board based on the recommendation of the NRC and will be performance-based and take into account the Company's performance as well, not exceeding 20% p.a. over the annual gross remuneration of previous financial year.
Medical Reimbursement	Expenses incurred for self and family, the total cost of which to the Company shall not exceed one month's Basic Pay in a period of one year or three month's basic Pay over a period of 3 years. In addition, actual expenses incurred on Hospitalisation for self and family shall also be paid for separately.
Medical Insurance	Medical Insurance for self and family subject to a ceiling of annual premium of Rs. 3,00,000 (Rupees Three Lacs Only)
Personal Accident Insurance	Personal Accident Insurance for self and family subject to a ceiling of annual premium of Rs. 50,000 (Rupees Fifty Thousand Only)
Leave Travel	For Self and family subject to a ceiling of one month's Basic Pay in a Financial Year.
Club Fees	Fees for clubs including Admission/Renewal/Life Membership fee subject to a maximum of 2 (two) clubs.
Gratuity	As per the provisions of Gratuity Act, 1972.
Car	(a) Free use of car with driver for business and personal purposes. (b) In the event of his using own car for official purposes, reimbursement of expenses incurred thereon.
Telephone	Free telephone facility at residence, and provision of free mobile phone with all expenses thereof.
Leave	As per the Rules/Policy of the Company.
Reimbursement of Business Expenses	The Company will reimburse all expenses incurred on entertainment, travelling, etc., for the purposes of the business of the Company.

RESOLVED FURTHER THAT the remuneration payable to Mr. Prashant Rathee, may exceed the overall ceiling of the total managerial remuneration as provided under Section 197 of the Act or such other limits as may be prescribed from time to time.

RESOLVED FURTHER THAT where in any financial year during the currency of his tenure, the Company has no profits or its profits are inadequate, the remuneration payable to Mr. Prashant Rathee, by way of salary, perquisites and allowances may exceed the maximum remuneration payable in accordance with Section II of Part II of Schedule V of the Companies Act, 2013 with liberty to the Board to decide the breakup of the remuneration from time to time in consultation with the Executive Director.

RESOLVED FURTHER THAT any of the Director of the Company and/or Company Secretary and/or Chief Financial Officer be and is hereby severally authorized on behalf of the Company to do all such other acts, deeds, matters and things as may be necessary, proper, expedient or incidental for giving effect to this Resolution."

7. To consider and approve, the Revision in Remuneration of Mr. Aman Rathee and if thought fit, to pass the following resolution as a Special Resolution:

"RESOLVED THAT pursuant to the provisions of Sections 197 and 198 read with Schedule V and other applicable provisions, if any, of the Companies Act, 2013 (the "Act") and the Rules framed thereunder, (including any statutory modifications or re-enactment thereof, for the time being in force) and the Articles of Association of the Company and subject to such other approvals as may be necessary and based on the recommendation of the Nomination & Remuneration Committee (the "NRC") and the approval of the Board of Directors (the "Board") of the Company, the consent of the Members of the Company be and is hereby accorded to revise the remuneration of Mr. Aman Rathee, Executive Director of the Company, with effect from 1st April, 2023, as per below given details :

Basic Salary	Rs. 12,53,000/- (Rupees Twelve Lacs Fifty Three Thousand only) per month.
Housing	(a) Company owned accommodation OR In case the Company cannot provide its own accommodation, expenditure on hiring unfurnished accommodation, subject to the ceiling of an amount equivalent to House Rent Allowance, as defined below. OR In case no accommodation is provided by the Company, House Rent Allowance of Rs. 5,37,000/- (Five Lacs Thirty Seven Thousand) per month.

	(b) Provision of furniture, fittings and equipments at the residence, to be valued as per the Income Tax Rules 1962 and subject to the ceiling of 40% of the Basic Pay. (c) Provision of gas, electricity, water and furnishings for the residence, to be valued as per the Income Tax Rules 1962 and subject to the ceiling of 40% of the Basic Pay.
Special Allowance	Rs. 2,50,000/- (Rupees Two Lacs Fifty Thousand only) per month
Annual Increment	Effective 1st April each year, will be decided by the Board based on the recommendation of the NRC and will be performance-based and take into account the Company's performance as well, not exceeding 20% p.a. over the annual gross remuneration of previous financial year.
Medical Reimbursement	Expenses incurred for self and family, the total cost of which to the Company shall not exceed one month's Basic Pay in a period of one year or three month's basic Pay over a period of 3 years. In addition, actual expenses incurred on Hospitalisation for self and family shall also be paid for separately.
Medical Insurance	Medical Insurance for self and family subject to a ceiling of annual premium of Rs. 3,00,000 (Rupees Three Lacs Only)
Personal Accident insurance	Personal Accident Insurance for self and family subject to a ceiling of annual premium of Rs. 50,000 (Rupees Fifty Thousand Only)
Leave Travel	For Self and family subject to a ceiling of one month's Basic Pay in a Financial Year.
Club Fees	Fees for clubs including Admission/Renewal/Life Membership fee subject to a maximum of 2 (two) clubs.
Gratuity	As per the provisions of Gratuity Act, 1972.
Car	(a) Free use of car with driver for business and personal purposes. (b) In the event of his using own car for official purposes, reimbursement of expenses incurred thereon.
Telephone	Free telephone facility at residence, and provision of free mobile phone with all expenses thereof.
Leave	As per the Rules/Policy of the Company.
Reimbursement of Business Expenses	The Company will reimburse all expenses incurred on entertainment, travelling, etc., for the purposes of the business of the Company.

RESOLVED FURTHER THAT the remuneration payable to Mr. Aman Rathee, may exceed the overall ceiling of the total managerial remuneration as provided under Section 197 of the Act or such other limits as may be prescribed from time to time.

RESOLVED FURTHER THAT where in any financial year during the currency of his tenure, the Company has no profits or its profits are inadequate, the remuneration payable to Mr. Aman Rathee, by way of salary, perquisites and allowances may exceed the maximum remuneration payable in accordance with Section II of Part II of Schedule V of the Companies Act, 2013 with liberty to the Board to decide the breakup of the remuneration from time to time in consultation with the Executive Director.

RESOLVED FURTHER THAT any of the Director of the Company and/or Company Secretary and/or Chief Financial Officer be and is hereby severally authorized on behalf of the Company to do all such other acts, deeds, matters and things as may be necessary, proper, expedient or incidental for giving effect to this Resolution."

**PLACE: GURUGRAM
DATE: 16-09-2023**

**By Order of the Board
For ASK AUTOMOTIVE LIMITED**


**RAJANI SHARMA
COMPANY SECRETARY
M. NO. 14391**

NOTES:

1. M/s Walker Chandio & Co. LLP, Chartered Accountants (Firm Registration No. 001076N/N500013), Statutory Auditors of the Company were appointed as Auditor of the Company at 34th Annual General Meeting held on 30th September, 2022, to hold office from the conclusion of 34th AGM until the conclusion of 39th AGM. The requirement to place the matter relating to appointment of auditors for ratification by Members at every AGM has been done away by the Companies (Amendment) Act, 2017 with effect from May 7, 2018. Accordingly, no resolution is being proposed for ratification of appointment of statutory auditors at this AGM.
2. In terms of Section 149, 152 and any other applicable provisions of the Companies Act, 2013, for the purpose of determining the directors liable to retire by rotation, the Independent Directors shall not be included in the total number of directors of the Company. As all the four Directors (excluding CMD & Independent Directors) i.e. Mr. Prashant Rathee, Mr. Aman Rathee, Mr. Rajesh Kataria & Mrs. Vijay Rathee, liable to retire by rotation, have been re-appointed on the same date in the above stated order, hence, it is decided to rotate the office of Mr. Prashant Rathee & Mr. Aman Rathee in this AGM and they being eligible offered themselves for re-appointment.
3. A member entitled to attend and vote at the Annual General Meeting ("AGM") is entitled to appoint a proxy to attend and vote on a poll instead of himself and the proxy need not be a member of the Company. The instrument appointing proxy in order to be effective shall be deposited at the Registered Office of the Company before the commencement of the AGM. Proxies submitted on behalf of Companies, societies, etc., must be supported by appropriate resolutions/authority, as applicable.
4. Pursuant to provisions of Section 105 of the Companies Act, 2013, read with the applicable rules thereon, a person can act as proxy on behalf of members not exceeding 50 (fifty) and holding in the aggregate not more than 10% (ten percent) of the total share capital of the Company carrying voting rights. A member holding more than 10% (ten percent) of the total share capital of the Company carrying voting rights may appoint a single person as proxy and such person shall not act as a proxy for any other person or shareholder.
5. Relevant documents referred to in the accompanying Notice and statutory registers are open for inspection by the Members at the Registered Office of the Company.
6. Copies of the Annual Report 2022-2023 are being sent along with Notice of AGM through electronic mode to all the members on their respective email addresses, registered with the Company.

**PLACE: GURUGRAM
DATE: 16-09-2023**

**By Order of the Board
For ASK AUTOMOTIVE LIMITED**


**RAJANI SHARMA
COMPANY SECRETARY
M. NO. 14391**

EXPLANATORY STATEMENT PURSUANT TO SECTION 102 OF COMPANIES ACT, 2013**ITEM NO. 4**

The Board, on the recommendation of the Audit Committee, approved the appointment and remuneration of the Cost Auditor to conduct the audit of applicable cost records of the Company for the financial year 2023-24. In accordance with the provisions of Section 148 of the Act read with the Rules made thereunder, the remuneration payable to the Cost Auditor as recommended by the Audit Committee and approved by the Board, requires ratification by the members of the Company.

Accordingly, consent of the members is sought for ratification of the remuneration payable to the Cost Auditor.

None of the Directors/Key Managerial Personnel (KMP) of the Company/their relatives is, in any way, concerned or interested, financially or otherwise, in the resolution.

The Board recommends this Resolution for your approval by way of Ordinary Resolution.

ITEM NO. 5

The Members at their Extra Ordinary General Meeting held on 29th April, 2023 approved appointment of Mr. Kuldip Singh Rathee as the Chairman and Managing Director of the Company, with effect from 1st May, 2023, at below given remuneration:

Basic Salary	Rs. 29,00,621/- (Rupees Twenty-Nine Lacs Six Hundred and Twenty-One Only) per month.
Housing	(a) Company owned accommodation OR In case the Company cannot provide its own accommodation, expenditure on hiring unfurnished accommodation, subject to the ceiling of an amount equivalent to House Rent Allowance, as defined below. OR

	In case no accommodation is provided by the Company, House Rent Allowance of Rs. 12,43,123/- (Rupees Twelve Lacs Forty-Three Thousand One Hundred Twenty Three Only) per month. (b) Provision of Furniture, fittings and equipments at the residence, to be valued as per the Income Tax Rules 1962 and subject to the ceiling of 40% of the Basic Pay. (c) Provision of gas, electricity, water and furnishings for the residence, to be valued as per the Income Tax Rules 1962 and subject to the ceiling of 40% of the Basic Pay.
Medical Reimbursement	Expenses incurred for self and family, the total cost of which to the Company shall not exceed one month's Basic Pay in a period of one year or three month's basic Pay over a period of 3 years. In addition, actual expenses incurred on Hospitalisation for self and family shall also be paid for separately.
Medical Insurance	Medical Insurance for self and family subject to a ceiling of annual premium of Rs. 3,00,000 (Rupees Three Lacs Only)
Personal Accident Insurance	Personal Accident Insurance for self and family subject to a ceiling of annual premium of Rs. 50,000 (Rupees Fifty Thousand Only)
Leave Travel	For Self and family subject to a ceiling of one month's Basic Pay in a Financial Year.
Club Fees	Fees for clubs including Admission/Renewal/Life Membership fee subject to a maximum of 2 (two) clubs.
Gratuity	As per the provisions of Gratuity Act, 1972.
Car	(a) Free use of car with driver for business and personal purposes. (b) In the event of his using own car for official purposes, reimbursement of expenses incurred thereon.
Telephone	Free telephone facility at residence, and provision of free mobile phone with all expenses thereof.
Leave	Earned/ privilege leave - On full pay and allowances @one month's leave for every 11(eleven) month of service, with the facility of encashment of accumulated leave on completion of tenure or cessation of service. Casual and Sick Leave(s) – As per the Rules/Policy of the Company.
Reimbursement of Business Expenses	The Company will reimburse all expenses incurred on entertainment, travelling, etc., for the purposes of the business of the Company.
Variable Performance Pay	@2.40% of Profit (before tax and Variable Performance Pay of all Directors and employees) for each year, (Percentage Limit) subject to an upper limit of Rs. 2 crores per annum (Monetary Limit). Provided that the Board may decide to pay the proportionate Variable Performance Pay, on quarterly basis, on the basis of provisional quarterly unaudited results, subject to a limit of 75% of Variable Performance Pay arrived as per above given formula or 75% of Monetary Limit (as defined above), on cumulative basis upto the quarter, whichever is lower, and subject to the aggregate of such payments not exceeding the Percentage Limit and Monetary Limit, as stated hereinabove.
The Company may, at its sole discretion, decide to give higher annual increment(s), additional allowances or in any other manner, whatsoever.	
Overall Remuneration: <i>The aggregate of Salary, Allowances and the monetary value of other Benefits and Perquisites & Variable Performance Pay, as specified above or paid additionally in accordance with the rules/policy of the Company in any financial year, may exceed the limits prescribed from time-to-time under Section 197 and other applicable provisions of the Companies Act, 2013, or any amendment thereto or modification thereof, as may be applicable to the Company.</i>	

The Members are further informed that the Board of Directors of the Company at their Meeting held on 9th June, 2023 approved filing of Draft Red Herring Prospectus ('DRHP') with Securities and Exchange Board of India ('SEBI') and other competent authorities and accordingly, Company filed DRHP with SEBI and other competent authorities on 12th June, 2023.

The Members are further informed that pursuant to the above, SEBI vide its letter dated 30th June, 2023, *inter alia*, directed to remove profit based variable pay structure of the Promoters.

The Members are further informed that as per the provisions of the Companies Act, 2013 and the Nomination and Remuneration Policy of the Company, remuneration (including increments, if any) of the Directors is recommended by the Nomination and Remuneration Committee to the Board, which should be within the limits approved by the Shareholders.

The Members are further informed that, on the recommendation of the Nomination & Remuneration Committee, the Board of Directors of the Company has approved the revision in Remuneration of Mr. Kuldip Singh Rathee, with effect from 1st April, 2023, as per below given details :

Basic Salary	Rs. 33,94,000/- (Rupees Thirty Three Lacs Ninety Four Thousand Only) per month.
Housing	(a) Company owned accommodation OR

	In case the Company cannot provide its own accommodation, expenditure on hiring unfurnished accommodation, subject to the ceiling of an amount equivalent to House Rent Allowance, as defined below. OR In case no accommodation is provided by the Company, House Rent Allowance of Rs. 14,54,000/- (Rupees Fourteen Lacs Fifty Four Thousand only) (b) Provision of Furniture, fittings and equipments at the residence, to be valued as per the Income Tax Rules 1962 and subject to the ceiling of 40% of the Basic Pay. (c) Provision of gas, electricity, water and furnishings for the residence, to be valued as per the Income Tax Rules 1962 and subject to the ceiling of 40% of the Basic Pay.
Special Allowance	Rs. 10,00,000/- (Rupees Ten Lacs only) per month
Annual Increment	Effective 1st April each year, will be decided by the Board based on the recommendation of the NRC and will be performance-based and take into account the Company's performance as well, not exceeding 20% p.a. over the annual gross remuneration of previous financial year.
Medical Reimbursement	Expenses incurred for self and family, the total cost of which to the Company shall not exceed one month's Basic Pay in a period of one year or three month's basic Pay over a period of 3 years. In addition, actual expenses incurred on Hospitalisation for self and family shall also be paid for separately.
Medical Insurance	Medical Insurance for self and family subject to a ceiling of annual premium of Rs. 3,00,000 (Rupees Three Lacs Only)
Personal Accident Insurance	Personal Accident Insurance for self and family subject to a ceiling of annual premium of Rs. 50,000 (Rupees Fifty Thousand Only)
Leave Travel	For Self and family subject to a ceiling of one month's Basic Pay in a Financial Year.
Club Fees	Fees for clubs including Admission/Renewal/Life Membership fee subject to a maximum of 2 (two) clubs.
Gratuity	As per the provisions of Gratuity Act, 1972.
Car	(a) Free use of car with driver for business and personal purposes. (b) In the event of his using own car for official purposes, reimbursement of expenses incurred thereon.
Telephone	Free telephone facility at residence, and provision of free mobile phone with all expenses thereof.
Leave	As per the Rules/Policy of the Company.
Reimbursement of Business Expenses	The Company will reimburse all expenses incurred on entertainment, travelling, etc., for the purposes of the business of the Company.

The Members are further informed that the details of Mr. Kuldip Singh Rathee pursuant to the provisions of the Secretarial Standard on General Meetings ("SS-2"), issued by the Institute of Company Secretaries of India, are provided in the "Annexure 1" to the Notice.

None of the Directors/Key Managerial Personnel (KMP) of the Company/their relatives is, in any way, concerned or interested, financially or otherwise, in the resolution except Mr. Kuldip Singh Rathee and his relatives.

The Board recommends this Resolution for your approval by way of Special Resolution.

ITEM NO. 6

The Members at their Extra Ordinary General Meeting held on 29th April, 2023 approved re-appointment of Mr. Prashant Rathee as the Whole Time Director (being designated as Executive Director) of the Company, with effect from 01st May, 2023, at below given remuneration:

Basic Salary	Rupees 10,71,252/- (Ten Lacs Seventy One Thousand Two Hundred Fifty Two) per month.
Housing	(a) Company owned accommodation OR In case the Company cannot provide its own accommodation, expenditure on hiring unfurnished accommodation, subject to the ceiling of an amount equivalent to House Rent Allowance, as defined below. OR In case no accommodation is provided by the Company, House Rent Allowance of Rs. 4,59,108/- (Four Lacs Fifty Nine Thousand One Hundred Eight) per month. (b) Provision of furniture, fittings and equipments at the residence, to be valued as per the Income Tax Rules 1962 and subject to the ceiling of 40% of the Basic Pay. (c) Provision of gas, electricity, water and furnishings for the residence, to be valued as per the Income Tax Rules 1962 and subject to the ceiling of 40% of the Basic Pay.
Medical Reimbursement	Expenses incurred for self and family, the total cost of which to the Company shall not exceed one month's Basic Pay in a period of one year or three month's basic Pay over a period of 3

	years. In addition, actual expenses incurred on Hospitalisation for self and family shall also be paid for separately.
Medical Insurance	Medical Insurance for self and family subject to a ceiling of annual premium of Rs. 3,00,000 (Rupees Three Lacs Only)
Personal Accident Insurance	Personal Accident Insurance for self and family subject to a ceiling of annual premium of Rs. 50,000 (Rupees Fifty Thousand Only)
Leave Travel	For Self and family subject to a ceiling of one month's Basic Pay in a Financial Year.
Club Fees	Fees for clubs including Admission/Renewal/Life Membership fee subject to a maximum of 2 (two) clubs.
Gratuity	As per the provisions of Gratuity Act, 1972.
Car	(a) Free use of car with driver for business and personal purposes. (b) In the event of his using own car for official purposes, reimbursement of expenses incurred thereon.
Telephone	Free telephone facility at residence, and provision of free mobile phone with all expenses thereof.
Leave	Earned/ privilege leave - On full pay and allowances @one month's leave for every 11(eleven) month of service, with the facility of encashment of accumulated leave on completion of tenure or cessation of service. Casual and Sick Leave(s) – As per the Rules/Policy of the Company.
Reimbursement of Business Expenses	The Company will reimburse all expenses incurred on entertainment, travelling, etc., for the purposes of the business of the Company.
Variable Performance Pay	@1.05% of Profit (before tax and Variable Performance Pay of all Directors and employees) for each year, (Percentage Limit) subject to an upper limit of Rs.50 Lacs per annum (Monetary Limit). Provided that the Board may decide to pay the proportionate Variable Performance Pay, on quarterly basis, on the basis of provisional quarterly unaudited results, subject to a limit of 75% of Variable Performance Pay arrived as per above given formula or 75% of Monetary Limit (as defined above), on cumulative basis upto the quarter, whichever is lower, and subject to the aggregate of such payments not exceeding the Percentage Limit and Monetary Limit, as stated hereinabove.
The Company may, at its sole discretion, decide to give higher annual increment(s), additional allowances or in any other manner, whatsoever.	
Overall Remuneration: <i>The aggregate of Salary, Allowances and the monetary value of other Benefits and Perquisites & Variable Performance Pay, as specified above or paid additionally in accordance with the rules/policy of the Company in any financial year, may exceed the limits prescribed from time-to-time under Section 197 and other applicable provisions of the Companies Act, 2013, or any amendment thereto or modification thereof, as may be applicable to the Company.</i>	

The Members are further informed that the Board of Directors of the Company at their Meeting held on 9th June, 2023 approved filing of Draft Red Herring Prospectus ('DRHP') with Securities and Exchange Board of India ('SEBI') and other competent authorities and accordingly, Company filed DRHP with SEBI and other competent authorities on 12th June, 2023.

The Members are further informed that pursuant to the above, SEBI vide its letter dated 30th June, 2023, *inter alia*, directed to remove profit based variable pay structure of the Promoters.

The Members are further informed that as per the provisions of the Companies Act, 2013 and the Nomination and Remuneration Policy of the Company, remuneration (including increments, if any) of the Directors is recommended by the Nomination and Remuneration Committee to the Board, which should be within the limits approved by the Shareholders.

The Members are further informed that, on the recommendation of the Nomination & Remuneration Committee, the Board of Directors of the Company has approved the revision in Remuneration of Mr. Prashant Rathee, with effect from 1st April, 2023, as per below given details :

Basic Salary	Rs. 12,53,000/- (Rupees Twelve Lacs Fifty Three Thousand only) per month.
Housing	(a) Company owned accommodation OR In case the Company cannot provide its own accommodation, expenditure on hiring unfurnished accommodation, subject to the ceiling of an amount equivalent to House Rent Allowance, as defined below. OR In case no accommodation is provided by the Company, House Rent Allowance of Rs. 5,37,000/- (Five Lacs Thirty Seven Thousand) per month. (b) Provision of furniture, fittings and equipments at the residence, to be valued as per the Income Tax Rules 1962 and subject to the ceiling of 40% of the Basic Pay. (c) Provision of gas, electricity, water and furnishings for the residence, to be valued as per the Income Tax Rules 1962 and subject to the ceiling of 40% of the Basic Pay.
Special Allowance	Rs. 2,50,000/- (Rupees Two Lacs Fifty Thousand only) per month

Annual Increment	Effective 1 st April each year, will be decided by the Board based on the recommendation of the NRC and will be performance-based and take into account the Company's performance as well, not exceeding 20% p.a. over the annual gross remuneration of previous financial year.
Medical Reimbursement	Expenses incurred for self and family, the total cost of which to the Company shall not exceed one month's Basic Pay in a period of one year or three month's basic Pay over a period of 3 years. In addition, actual expenses incurred on Hospitalisation for self and family shall also be paid for separately.
Medical Insurance	Medical Insurance for self and family subject to a ceiling of annual premium of Rs. 3,00,000 (Rupees Three Lacs Only)
Personal Accident Insurance	Personal Accident Insurance for self and family subject to a ceiling of annual premium of Rs. 50,000 (Rupees Fifty Thousand Only)
Leave Travel	For Self and family subject to a ceiling of one month's Basic Pay in a Financial Year.
Club Fees	Fees for clubs including Admission/Renewal/Life Membership fee subject to a maximum of 2 (two) clubs.
Gratuity	As per the provisions of Gratuity Act, 1972.
Car	(a) Free use of car with driver for business and personal purposes. (b) In the event of his using own car for official purposes, reimbursement of expenses incurred thereon.
Telephone	Free telephone facility at residence, and provision of free mobile phone with all expenses thereof.
Leave	As per the Rules/Policy of the Company.
Reimbursement of Business Expenses	The Company will reimburse all expenses incurred on entertainment, travelling, etc., for the purposes of the business of the Company.

The Members are further informed that details of Mr. Prashant Rathee pursuant to the provisions of the Secretarial Standard on General Meetings ("SS-2"), issued by the Institute of Company Secretaries of India, are provided in the "Annexure 1" to the Notice.

None of the Directors/Key Managerial Personnel (KMP) of the Company/their relatives is, in any way, concerned or interested, financially or otherwise, in the resolution except Mr. Prashant Rathee and his relatives.

The Board recommends this Resolution for your approval by way of Special Resolution.

ITEM NO. 7

The Members at their Extra Ordinary General Meeting held on 29th April, 2023 approved re-appointment of Mr. Aman Rathee as the Whole Time Director (being designated as Executive Director) of the Company, with effect from 01st May, 2023, at below given remuneration:

Basic Salary	Rs. 10,71,252/- (Rupees Ten Lacs Seventy One Thousand Two Hundred Fifty Two) per month.
Housing	(a) Company owned accommodation OR In case the Company cannot provide its own accommodation, expenditure on hiring unfurnished accommodation, subject to the ceiling of an amount equivalent to House Rent Allowance, as defined below. OR In case no accommodation is provided by the Company, House Rent Allowance of Rs. 4,59,108/- (Four Lacs Fifty Nine Thousand One Hundred Eight) per month. (b) Provision of furniture, fittings and equipments at the residence, to be valued as per the income Tax Rules 1962 and subject to the ceiling of 40% of the Basic Pay. (c) Provision of gas, electricity, water and furnishings for the residence, to be valued as per the Income Tax Rules 1962 and subject to the ceiling of 40% of the Basic Pay.
Medical Reimbursement	Expenses incurred for self and family, the total cost of which to the Company shall not exceed one month's Basic Pay in a period of one year or three month's basic Pay over a period of 3 years. In addition, actual expenses incurred on Hospitalisation for self and family shall also be paid for separately.
Medical Insurance	Medical Insurance for self and family subject to a ceiling of annual premium of Rs. 3,00,000 (Rupees Three Lacs Only)
Personal Accident Insurance	Personal Accident Insurance for self and family subject to a ceiling of annual premium of Rs. 50,000 (Rupees Fifty Thousand Only)
Leave Travel	For Self and family subject to a ceiling of one month's Basic Pay in a Financial Year.
Club Fees	Fees for clubs including Admission/Renewal/Life Membership fee subject to a maximum of 2 (two) clubs.
Gratuity	As per the provisions of Gratuity Act, 1972.
Car	(a) Free use of car with driver for business and personal purposes. (b) In the event of his using own car for official purposes, reimbursement of expenses incurred thereon.

Telephone	Free telephone facility at residence, and provision of free mobile phone with all expenses thereof.
Leave	Earned/ privilege leave - On full pay and allowances @one month's leave for every 11(eleven) month of service, with the facility of encashment of accumulated leave on completion of tenure or cessation of service. Casual and Sick Leave(s) – As per the Rules/Policy of the Company.
Reimbursement of Business Expenses	The Company will reimburse all expenses incurred on entertainment, travelling, etc., for the purposes of the business of the Company.
Variable Performance Pay	@1.05% of Profit (before tax and Variable Performance Pay of all Directors and employees) for each year, (Percentage Limit) subject to an upper limit of Rs.50 Lacs per annum (Monetary Limit). Provided that the Board may decide to pay the proportionate Variable Performance Pay, on quarterly basis, on the basis of provisional quarterly unaudited results, subject to a limit of 75% of Variable Performance Pay arrived as per above given formula or 75% of Monetary Limit (as defined above), on cumulative basis upto the quarter, whichever is lower, and subject to the aggregate of such payments not exceeding the Percentage Limit and Monetary Limit, as stated hereinabove.
The Company may, at its sole discretion, decide to give higher annual increment(s), additional allowances or in any other manner, whatsoever.	
Overall Remuneration: <i>The aggregate of Salary, Allowances and the monetary value of other Benefits and Perquisites & Variable Performance Pay, as specified above or paid additionally in accordance with the rules/policy of the Company in any financial year, may exceed the limits prescribed from time-to-time under Section 197 and other applicable provisions of the Companies Act, 2013, or any amendment thereto or modification thereof, as may be applicable to the Company.</i>	

The Members are further informed that the Board of Directors of the Company at their Meeting held on 9th June, 2023 approved filing of Draft Red Herring Prospectus ('DRHP') with Securities and Exchange Board of India ('SEBI') and other competent authorities and accordingly, Company filed DRHP with SEBI and other competent authorities on 12th June, 2023.

The Members are further informed that pursuant to the above, SEBI vide its letter dated 30th June, 2023, *inter alia*, directed to remove profit based variable pay structure of the Promoters.

The Members are further informed that as per the provisions of the Companies Act, 2013 and the Nomination and Remuneration Policy of the Company, remuneration (including increments, if any) of the Directors is recommended by the Nomination and Remuneration Committee to the Board, which should be within the limits approved by the Shareholders.

The Members are further informed that, on the recommendation of the Nomination & Remuneration Committee, the Board of Directors of the Company has approved the revision in Remuneration of Mr. Aman Rathee, with effect from 1st April, 2023, as per below given details :

Basic Salary	Rs. 12,53,000/- (Rupees Twelve Lacs Fifty Three Thousand only) per month.
Housing	(a) Company owned accommodation OR In case the Company cannot provide its own accommodation, expenditure on hiring unfurnished accommodation, subject to the ceiling of an amount equivalent to House Rent Allowance, as defined below. OR In case no accommodation is provided by the Company, House Rent Allowance of Rs. 5,37,000/- (Five Lacs Thirty Seven Thousand) per month. (b) Provision of furniture, fittings and equipments at the residence, to be valued as per the Income Tax Rules 1962 and subject to the ceiling of 40% of the Basic Pay. (c) Provision of gas, electricity, water and furnishings for the residence, to be valued as per the Income Tax Rules 1962 and subject to the ceiling of 40% of the Basic Pay.
Special Allowance	Rs. 2,50,000/- (Rupees Two Lacs Fifty Thousand only) per month
Annual Increment	Effective 1 st April each year, will be decided by the Board based on the recommendation of the NRC and will be performance-based and take into account the Company's performance as well, not exceeding 20% p.a. over the annual gross remuneration of previous financial year.
Medical Reimbursement	Expenses incurred for self and family, the total cost of which to the Company shall not exceed one month's Basic Pay in a period of one year or three month's basic Pay over a period of 3 years. In addition, actual expenses incurred on Hospitalisation for self and family shall also be paid for separately.
Medical Insurance	Medical Insurance for self and family subject to a ceiling of annual premium of Rs. 3,00,000 (Rupees Three Lacs Only)
Personal Accident Insurance	Personal Accident Insurance for self and family subject to a ceiling of annual premium of Rs. 50,000 (Rupees Fifty Thousand Only)
Leave Travel	For Self and family subject to a ceiling of one month's Basic Pay in a Financial Year.

Club Fees	Fees for clubs including Admission/Renewal/Life Membership fee subject to a maximum of 2 (two) clubs.
Gratuity	As per the provisions of Gratuity Act, 1972.
Car	(a) Free use of car with driver for business and personal purposes. (b) In the event of his using own car for official purposes, reimbursement of expenses incurred thereon.
Telephone	Free telephone facility at residence, and provision of free mobile phone with all expenses thereof.
Leave	As per the Rules/Policy of the Company.
Reimbursement of Business Expenses	The Company will reimburse all expenses incurred on entertainment, travelling, etc., for the purposes of the business of the Company.

The Members are further informed that details of Mr. Aman Rathee pursuant to the provisions of the Secretarial Standard on General Meetings ("SS-2"), issued by the Institute of Company Secretaries of India, are provided in the "Annexure 1" to the Notice.

None of the Directors/Key Managerial Personnel (KMP) of the Company/their relatives is, in any way, concerned or interested, financially or otherwise, in the resolution except Mr. Aman Rathee and his relatives.

The Board recommends this Resolution for your approval by way of Special Resolution.

ANNEXURE 1:

S. NO.	PARTICULARS	MR. KULDIP SINGH RATHEE	MR. PRASHANT RATHEE	MR. AMAN RATHEE
1.	Date of Birth and Age	August 28, 1954 & 69 Years (Approx.)	June 22, 1980 & 43 Years (Approx.)	October 12, 1982 & 41 Years (Approx.)
2.	Date of Appointment/Re-appointment	May 1, 2023	May 1, 2023	May 1, 2023
3.	Date of First Appointment	January 18, 1988	April 27, 2018	April 27, 2018
4.	Qualifications	B.A. – Delhi University	B. Com – Delhi University	B.Sc. & MBA – Purdue University
5.	Expertise in Specific Functional Area	He has experience of more than 30 years in the field of Manufacturing Friction Materials.	He has experience of more than 20 years in the field of Manufacturing Friction Materials.	He has experience of more than 20 years in the field of Manufacturing Friction Materials.
6.	Terms & Conditions of Appointment/Re-Appointment	Not Applicable (Seeking revision in Remuneration Only)	Not Applicable (Seeking revision in Remuneration Only)	Not Applicable (Seeking revision in Remuneration Only)
7.	Details of Remuneration last drawn	6.97 Cr (Approx)	2.34 Cr (Approx)	2.34 Cr (Approx)
8.	No. of Board Meetings attended during the FY	4	4	4
9.	Relationship Between Director	Spouse of Smt. Vijay Rathee, Director Father of Mr. Prashant Rathee and Mr. Aman Rathee, Executive Director	Son of Shri Kuldip Singh Rathee, Chairman and Managing Director & Mrs. Vijay Rathee, Director Brother of Mr. Aman Rathee, Executive Director	Son of Shri Kuldip Singh Rathee, Chairman and Managing Director & Mrs. Vijay Rathee, Director Brother of Mr. Prashant Rathee, Executive Director
10.	List of Companies in which Directorships held as on date	<ul style="list-style-type: none"> ▪ ASK Automotive Limited ▪ KSR Landholding Projects Private Limited ▪ KSR Reality Private Limited ▪ KVP Hotels & Resorts Private Limited ▪ L.Y. Developers Private Limited ▪ Aadhunik Realty Private Limited ▪ Vijaylaxmi Fincap Private Limited ▪ Vijaylaxmi Farms Private Limited 	<ul style="list-style-type: none"> ▪ A.P. Automotives Private Limited ▪ KVP Hotels & Resorts Private Limited ▪ KSR Landholding Projects Private Limited ▪ Aadhunik Realty Private Limited ▪ Planet Agro Farms Private Limited ▪ Fresh Air Farms Private Limited ▪ A A Friction Materials Private Limited 	<ul style="list-style-type: none"> ▪ KVP Hotels & Resorts Private Limited ▪ KSR Landholding Projects Private Limited ▪ KSR Reality Private Limited ▪ Aadhunik Realty Private Limited ▪ A A Friction Materials Private Limited ▪ L.Y. Developers Private Limited ▪ ASK Fras-Le Friction Private Limited ▪ ASK Automotive Limited

		<ul style="list-style-type: none"> ▪ Aadhunik Agrotech Private Limited ▪ Vijaylaxmi Infra Projects Private Limited ▪ Vijaylaxmi Infrabuild Private Limited ▪ ASK Fras-Le Friction Private Limited ▪ ASK Automobiles Private Limited 	<ul style="list-style-type: none"> ▪ L.Y. Developers Private Limited ▪ ASK Automotive Limited ▪ ASK Automobiles Private Limited 	<ul style="list-style-type: none"> ▪ Planet Agro Farms Private Limited ▪ Fresh Air Farms Private Limited ▪ ASK Automobiles Private Limited
11.	Chairmanship/Membership of Committees of other Boards	Chairman of CSR Committee of Vijaylaxmi Infra Projects Pvt. Ltd.	None	None
12.	No. of Shares held in the Company	10,00,16,412	96,59,987	96,59,987

BOARD'S REPORT

To,

The Members,

Your Directors have pleasure in presenting their 35th Annual Report on the business and operations of the Company and the accounts for the Financial Year ended March 31, 2023.

FINANCIAL RESULTS

A summary of the comparative financial results (Standalone and Consolidated) for the Financial Year 2022-23 and 2021-22 is given below:

Particulars	Standalone		Consolidated	
	2022-23	2021-22	2022-23	2021-22
Sales/Income/Revenue from Operations	2,55,542.49	2,01,310.16	2,55,516.66	2,01,308.35
Other Income	1,495.18	1,169.52	1,111.16	1,117.66
Total Income	2,57,037.67	2,02,479.68	2,56,627.82	2,02,426.01
Total Expenditure	2,38,757.86	1,90,573.39	2,39,063.04	1,90,599.43
Profit/(Loss) Before Extraordinary Items and Tax	18,279.81	11,906.29	17,564.78	11,826.58
Exceptional Items - Profit/(Loss)	---	--	--	--
Share of Net Profit (Loss) of Joint Venture	---	--	(589.21)	(527.50)
Less: Provision for Taxation				
-Current Tax	4,851.05	3,168.18	4851.05	3,168.18
-Deferred Tax	(177.11)	(120.99)	(177.11)	(120.99)
-Mat Credit Entitlement	--	--	--	--
-Previous Year Tax Adjustment	6.63	(13.97)	6.63	(13.97)
Profit After Tax	13,599.24	8,873.07	12,295.00	8,265.86

STANDALONE FINANCIAL PERFORMANCE

During the year under review, on standalone basis, revenue from operations stood at Rs. 2,55,542.49 Lakhs as against Rs. 2,01,310.16 Lakhs in the previous year. The total income stood at Rs. 2,57,037.67 Lakhs as against Rs. 2,02,479.68 Lakhs in the previous year. The profit before tax (before exceptional items) stood at Rs. 18,279.81 Lakhs as against Rs. 11,906.29 Lakhs in the previous year. The profit after tax (after exceptional items) stood at Rs. 13,599.24 Lakhs as against Rs. 8,873.07 Lakhs in the previous year.

CONSOLIDATED FINANCIAL PERFORMANCE

During the year under review, on consolidated basis, revenue from operations stood at Rs. 2,55,516.66 Lakhs as against Rs. 2,01,308.35 Lakhs in the previous year. The total income stood at Rs. 2,56,627.82 Lakhs as against Rs. 2,02,426.01 Lakhs in the previous year. The profit before tax (before exceptional items) stood at Rs. 17,564.78 Lakhs as against Rs. 11,826.58 Lakhs in the previous year. The profit after tax (after exceptional items) stood at Rs. 12,295.00 Lakhs as against Rs. 8,265.86 Lakhs in the previous year.

OPERATIONAL PERFORMANCE

Your Company's plant/s were operating smoothly and no major breakdown was reported.

ky
e
K

CHANGE IN THE STATUS OF THE COMPANY

The Board of Directors of the Company pursuant to the approval of the Shareholders of the Company applied for change in the status of the Company from a private company limited by shares to a public company limited by shares with the Registrar of Companies ('RoC')/Ministry of Corporate Affairs, NCT of Delhi & Haryana. Pursuant to which the RoC vide SRN F56301740 dated 06 January 2023 issued Fresh Certificate of Incorporation consequent upon the change in the status of the Company from Private Company to Public Company, resulting into the change in the name of the Company from ASK Automotive Private Limited to ASK Automotive Limited.

CREDIT RATING

As on 31 March, 2023, the long-term rating of the Company by Credit Rating Agency CRISIL is AA- and short-term rating is A1+.

BUY BACK

Pursuant to the proposal of the Board of Directors of the Company on 24 September 2022 and subsequent approval of the shareholders of the Company as on 26 September 2022, your Company concluded the buyback of 37,50,000 equity shares of face value of Rs. 2/- each at a price of Rs. 240/- per equity share, for an aggregate amount of Rs. 90,00,00,000 (excluding buyback tax), in September 2022, resulting in reduction of the paid-up Share Capital of the Company to 19,71,42,600 Equity Shares of Rs. 2/- each.

The buyback offer was made to all existing shareholders of the Company as on 26 September 2022, record date being 24 September 2022 for the purpose, but only one shareholder i.e. Mr. Kuldip Singh Rathee tendered his shares, pursuant to which buyback was carried in accordance with the provisions of the Companies Act, 2013 and rules made thereunder.

SHARE CAPITAL

The Authorised Share Capital of the Company is Rs. 45,00,00,000 as on 31 March 2023 comprising 22,50,00,000 equity shares of 2 each. During the financial year 2022-23, your Company extinguished 37,50,000 equity shares (physically destroyed equity share certificate) consequent to buyback in September 2022 and which resulted into reduction in the paid-up equity share capital by Rs. 75,00,000. Consequently, the paid-up equity share capital of the Company as of 31 March 2023 stood at Rs. 39,42,85,200 consisting of 19,71,42,600 equity shares of Rs. 2/- each.

MATERIAL CHANGES IN THE NATURE OF BUSINESS AND COMMITMENTS, IF ANY, AFFECTING THE FINANCIAL POSITION OF THE COMPANY WHICH HAVE OCCURRED BETWEEN THE END OF THE FINANCIAL YEAR OF THE COMPANY TO WHICH THE FINANCIAL STATEMENTS RELATE AND THE DATE OF THE REPORT

No material changes and commitments affecting the financial position of the Company occurred between the end of the financial year to which these financial statements relate and the date of this report.

TRANSFER TO RESERVES

The Company has not transferred any amount to the General Reserves for the Financial Year ended on 31 March 2023. However, the Company has transferred Rs. 75,00,000 to the Capital Redemption Reserve. The Balance of Other Equity stands at Rs. 651,05,76,000.

DEPOSITS

The Company has neither accepted nor renewed any deposits during the year ended on 31 March 2023. There were no unclaimed or unpaid deposits as on 31 March 2023.

ky

ky

P

ANNUAL RETURN

Pursuant to Section 92(3) read with Section 134(3)(a) of the Companies Act, 2013 (the Act), the Annual Return as on 31 March 2023, will be available on the Company's website at www.askbrake.com.

REPORT ON THE PERFORMANCE OF SUBSIDIARIES, JOINT VENTURES AND ASSOCIATE COMPANIES

The Company has a Joint Venture, ASK Fras-Le Friction Private Limited, ventured with Fras-Le SA, Brazil and a Wholly Owned Subsidiary named ASK Automobiles Private Limited.

There is no Company that has become or ceased to be the Joint venture, Wholly Owned Subsidiary or Associate Company of the Company during the year under review.

The highlights of performance and financial position of Wholly Owned Subsidiary & Joint Venture of the Company is provided in Form AOC-1 which is annexed herewith as ANNEXURE-1 to this Report.

CONSOLIDATED FINANCIAL STATEMENTS

In accordance with the provisions of the Companies Act, 2013 and prescribed Indian Accounting Standard on consolidated Financial Statements, the audited consolidated Financial Statements are provided In the Annual Report.

THE DETAILS IN RESPECT OF ADEQUACY OF INTERNAL FINANCIAL CONTROLS WITH REFERENCE TO THE FINANCIAL STATEMENTS

Internal Financial Controls, forming part of Internal Control Framework, are adequate and operating effectively for ensuring the accuracy and completeness of the accounting records, relevant to the preparation and presentation of the Financial Statements that give a true and fair view and are free from material misstatements, whether due to fraud or error.

During the year under review, no material observation has been received from the Statutory Auditors of the Company on the inefficiency or inadequacy of such controls.

COMPOSITION OF BOARD OF DIRECTORS ('BOARD') & KEY MANAGERIAL PERSONNEL ('KMP') AND CHANGES AMONG THEM DURING THE YEAR UNDER REVIEW, INCLUDING, CHANGES WHICH HAVE OCCURRED BETWEEN THE END OF THE FINANCIAL YEAR TO THE DATE OF THE REPORT

The Composition of the Board & KMP, are as follows:

S. NO.	NAME OF DIRECTOR	DIN/PAN	DESIGNATION	DATE OF APPOINTMENT	DATE OF CESSATION
1.	Mr. Kuldip Singh Rathee	00041032	Chairman and Managing Director	18-01-1988	N.A.
2.	Mrs. Vijay Rathee	00042731	Director [#]	26-10-1995	N.A.
3.	Mr. Prashant Rathee	00041081	Whole Time Director*	27-04-2018	N.A.
4.	Mr. Aman Rathee	00041130	Whole Time Director*	27-04-2018	N.A.
5.	Mr. Rajesh Kataria	08528643	Whole Time Director*	07-09-2019	N.A.
6.	Mr. Kumaresh Chandra Misra	00388546	Independent Director [#]	01-04-2023	N.A.
7.	Ms. Deepti Sehgal	09772630	Independent Director [#]	01-04-2023	N.A.
8.	Mr. Arun Duggal	00024262	Independent Director [#]	01-05-2023	N.A.
9.	Mr. Yogesh Kapur	00070038	Independent Director [#]	01-05-2023	N.A.
10.	Mr. Vinay Kumar	07721040	Independent Director [#]	01-05-2023	N.A.

ky

ky

P

	Piparsania				
11.	Mr. Naresh Kumar	ANNPK2542H	Chief Financial Officer	28-03-2023	N.A.
12.	Ms. Rajani Sharma	AUAPS9561Q	Company Secretary	01-04-2018	N.A.

under Non-Executive category

* being designated as Executive Director

During the year under review, following changes have taken place in the Key Managerial Personnel ('KMP') of the Company:

- Board in their meeting held on 28 March 2023 approved the following changes:

- Mr. Naresh Kumar, Chief Financial Officer ('CFO') was appointed as CFO & KMP of the Company.
- Ms. Rajani Sharma, Company Secretary was appointed as Compliance Officer of the Company and further re-designated as Vice President (Legal) and Company Secretary and Compliance Officer of the Company.

During and after the closure of financial year 2022-23, the following changes have taken place in the Board of the Company:

- Board in their meeting held on 28 March 2023 proposed the following changes, which was approved by the Shareholders in their meeting held on 05 April 2023:

- Mr. Kumaresh Chandra Misra and Ms. Deepti Sehgal, were appointed as Independent Director in the Non-Executive Category for a period of 3 years w.e.f 01 April 2023.

- Board in their meeting held on 29 April 2023 proposed the following changes, which was approved by the Shareholders in their meeting held on 08 May 2023:

- Mr. Kuldip Singh Rathee was appointed as Chairman and Managing Director for a period of 5 years w.e.f 01 May 2023, not liable to retire by rotation.
- Mr. Prashant Rathee, Mr. Aman Rathee & Mr. Rajesh Kataria, Executive Directors were re-appointed for a period of 5 years w.e.f 01 May 2023, liable to retire by rotation.
- Ms. Vijay Rathee was re-appointed as Director in the Non-Executive Category for a period of 5 years w.e.f 01 May 2023, liable to retire by rotation.
- Mr. Arun Duggal, Mr. Yogesh Kapur and Mr. Vinay Kumar Piparsania, were appointed as Independent Director in the Non-Executive Category for a period of 3 years w.e.f 01 May 2023.

DECLARATION BY INDEPENDENT DIRECTORS

In compliance with Section 149(7) of the Companies Act, 2013 ("the act") read with SEBI (Listing Obligations and Disclosures Requirements) Regulations, 2015, the Independent Directors of the Company have submitted the declaration(s) that each of them meet the criteria of independence as provided in Section 149(6) of the Act read with sub-rule (1) and sub-rule (2) of Rule 6 of the Companies (Appointment and Qualifications of Directors) Rules, 2014 and SEBI (Listing Obligations and Disclosures Requirements) Regulations, 2015 and there has been no change in the circumstances which may affect their status as independent director during the year. In the Board's opinion, the Independent Directors are persons of high repute, integrity and possess the relevant proficiency, expertise and experience in their respective fields.

Familiarization Programme for Directors:

The Directors (Independent and Non-Independent) are made to interact with Senior Management Personnel and are given all the documents sought by them for enabling a good understanding of the Company, its various operations and the industry of which it is a part.

The role, rights, duties and responsibilities of Independent Directors have been incorporated in the Letters of Appointment issued to them. The amendments / updates in statutory provisions are informed from time to time. The information with respect to the nature of industry in which the Company operates and business model of the Company, etc. is made known through various presentations on operational performance, strategy, budgets & business forecasts, etc. to the Board.

hai

hai

f

FORMAL ANNUAL EVALUATION OF DIRECTORS, COMMITTEE & BOARD

The Board of Directors of the Company finalised the criteria for formal annual evaluation of the Directors, Board and its various Committees. However, no formal evaluation of the Directors, Board and its various Committees was done till the date of this Report.

BOARD DIVERSITY

The Board ensures that a transparent Board nomination process is in place that encourages diversity of thought, experience, knowledge, perspective, age and gender. It is ensured that the Board has an appropriate blend of functional and industry expertise.

SECRETARIAL STANDARDS

The Company is in compliance with the Secretarial Standards on meetings of Board of Directors (SS-1) and General Meeting (SS-2).

NUMBER OF MEETINGS OF THE BOARD

The Company follows the prescribed Board procedures and furnishes detailed notes in advance on the businesses to be dealt with at the Board Meetings. The Board has been meeting regularly ensuring that the gap between two consecutive meetings does not exceed one hundred and twenty days. Regular meetings of the Board are held to discuss and decide on various business policies, strategies and other businesses.

The notice of Board meeting is given at least 7 days prior to the date of the meeting to all the Directors of the Company, however, in case of short notice, consents of the Directors are obtained. The Agenda of the Board meetings are circulated well in advance prior to the date of the meeting. The Agenda also includes detailed notes on the items to be discussed at the meeting to enable the Directors to take an informed decision at the meeting.

The Company had 14 Board meetings and the attendance of the Directors during the financial year under review is as follows:

No. of Meetings	Date of Meeting	Name of Director and their presence in each Meeting				
		Mr. Kuldip Singh Rathee	Mrs. Vijay Rathee	Mr. Prashant Rathee	Mr. Aman Rathee	Mr. Rajesh Kataria
1.	09/04/2022	--	--	Present	Present	Present
2.	25/06/2022	Present	Present	--	--	Present
3.	12/08/2022	Present	Present	Present	--	Present
4.	25/08/2022	Present	Present	Present	Present	Present
5.	24/09/2022	Present	--	Present	Present	Present
6.	26/09/2022	Present	--	Present	Present	Present
7.	28/09/2022	Present	--	Present	Present	Present
8.	30/09/2022	Present	Present	Present	Present	Present
9.	06/10/2022	Present	Present	Present	Present	Present
10.	07/12/2022	Present	Present	Present	Present	Present
11.	20/12/2022	Present	--	Present	Present	Present
12.	09/01/2023	Present	--	Present	Present	--
13.	04/03/2023	Present	Present	Present	Present	Present
14.	28/03/2023	Present	Present	Present	Present	Present
Total No. of meetings attended by each Director		13	8	13	12	13

ky

P

CONSTITUTION OF COMMITTEE(S)

The Board of Directors in their meeting held on 29 April, 2023, constituted following committee(s) of the Board.

(I) AUDIT COMMITTEE*

Audit Committee consists of 4 Independent Directors and 1 Executive Director in the following manner:

S. No.	Name	Designation
1.	Mr. Arun Duggal	Chairperson
2.	Mr. Yogesh Kapur	Member
3.	Mr. Vinay Kumar Piparsania	Member
4.	Ms. Deepti Sehgal	Member
5.	Mr. Aman Rathee	Member

Terms of Reference for the Audit Committee:

The Audit Committee shall be responsible for, among other things, as may be required by the relevant stock exchange(s) in India where the equity shares of the Company are proposed to be listed (the "Stock Exchanges") from time to time, the following:

Powers of Audit Committee

The Audit Committee shall have powers, including the following:

- (1) to investigate any activity within its terms of reference;
- (2) to seek information from any employee;
- (3) to obtain outside legal or other professional advice; and
- (4) to secure attendance of outsiders with relevant expertise, if it considers necessary.

Role of Audit Committee

The role of the Audit Committee shall include the following:

- (1) oversight of financial reporting process and the disclosure of financial information relating to the Company to ensure that the financial statements are correct, sufficient and credible;
- (2) recommendation to the Board for appointment, re-appointment, replacement, remuneration and terms of appointment of auditors of the Company and the fixation of the audit fee;
- (3) approval of payment to statutory auditors for any other services rendered by the statutory auditors;
- (4) examining and reviewing, with the management, the annual financial statements and auditor's report thereon before submission to the Board for approval, with particular reference to:
 - a. matters required to be included in the director's responsibility statement to be included in the Board's report in terms of clause (c) of sub-section 3 of section 134 of the Companies Act, 2013;
 - b. changes, if any, in accounting policies and practices and reasons for the same;
 - c. major accounting entries involving estimates based on the exercise of judgment by management;
 - d. significant adjustments made in the financial statements arising out of audit findings;
 - e. compliance with listing and other legal requirements relating to financial statements;
 - f. disclosure of any related party transactions; and
 - g. modified opinion(s) in the draft audit report.
- (5) reviewing, with the management, the quarterly, half-yearly and annual financial statements before submission to the Board for approval;
- (6) reviewing, with the management, the statement of uses / application of funds raised through an issue (public issue, rights issue, preferential issue, etc.), the statement of funds utilized for purposes other

hai

ku

P

than those stated in the offer document / prospectus / notice and the report submitted by the monitoring agency monitoring the utilisation of proceeds of a public or rights issue, and making appropriate recommendations to the Board to take up steps in this matter;

- (7) reviewing and monitoring the auditor's independence and performance, and effectiveness of audit process;
- (8) approval of any subsequent modification of transactions of the Company with related parties and omnibus approval for related party transactions proposed to be entered into by the Company, subject to the conditions as may be prescribed ;

Explanation: The term "related party transactions" shall have the same meaning as provided in Clause 2(zc) of the SEBI Listing Regulations and/or the applicable Accounting Standards and/or the Companies Act, 2013.

- (9) scrutiny of inter-corporate loans and investments;
- (10) valuation of undertakings or assets of the Company, wherever it is necessary;
- (11) evaluation of internal financial controls and risk management systems;
- (12) reviewing, with the management, performance of statutory and internal auditors, and adequacy of the internal control systems;
- (13) reviewing the adequacy of internal audit function, if any, including the structure of the Internal audit department, staffing and seniority of the official heading the department, reporting structure coverage and frequency of internal audit;
- (14) discussion with Internal auditors of any significant findings and follow-up thereon;
- (15) reviewing the findings of any internal investigations by the Internal auditors into matters where there is suspected fraud or irregularity or a failure of internal control systems of a material nature and reporting the matter to the Board;
- (16) discussion with statutory auditors before the audit commences, about the nature and scope of audit as well as post-audit discussion to ascertain any area of concern;
- (17) looking into the reasons for substantial defaults in the payment to depositors, debenture holders, shareholders (in case of non-payment of declared dividends) and creditors;
- (18) reviewing the functioning of the whistle blower mechanism;
- (19) monitoring the end use of funds through public offers and related matters;
- (20) overseeing the vigil mechanism established by the Company, with the chairman of the Audit Committee directly hearing grievances of victimization of employees and directors, who used vigil mechanism to report genuine concerns in appropriate and exceptional cases;
- (21) approval of appointment of chief financial officer (i.e., the whole-time finance Director or any other person heading the finance function or discharging that function) after assessing the qualifications, experience and background, etc. of the candidate;
- (22) reviewing the utilization of loans and/or advances from/investment by the holding company in the subsidiary exceeding Rs. 1,000,000,000 or 10% of the asset size of the subsidiary, whichever is lower including existing loans/ advances/ investments existing as on the date of coming into force of this provision; and
- (23) considering and commenting on rationale, cost-benefits and impact of schemes involving merger, demerger, amalgamation etc., on the listed entity and its shareholders;
- (24) approving the key performance Indicators for disclosure in the offer documents; and
- (25) carrying out any other functions required to be carried out by the Audit Committee as may be decided by the Board and/or as provided under the Companies Act, 2013, the SEBI Listing Regulations or any other applicable law, as and when amended from time to time.

* No Committee(s) meetings happened, as the constitution was done after end of Financial Year 2022-23.

(II) NOMINATION & REMUNERATION COMMITTEE*

Nomination & Remuneration Committee consists of 3 Independent Directors in the following manner:

S. No.	Name	Designation
1.	Mr. Kumaresh Chandra Misra	Chairperson
2.	Mr. Arun Duggal	Member

Key

KU

P

3.	Mr. Yogesh Kapur	Member
----	------------------	--------

Terms of Reference for the Nomination and Remuneration Committee:

The Nomination and Remuneration Committee shall be responsible for, among other things, the following:

- Formulation of the criteria for determining qualifications, positive attributes and independence of a director and recommend to the board of directors of the Company (the "Board" or "Board of Directors") a policy relating to the remuneration of the directors, key managerial personnel and other employees ("Remuneration Policy");
- For appointment of an Independent directors, evaluation of the balance of skills, knowledge and experience on the Board and on the basis of such evaluation, preparation of a description of the role and capabilities required of an Independent director. The person recommended to the Board for appointment as an Independent director shall have the capabilities identified in such description. For the purpose of identifying suitable candidates, the Nomination and Remuneration Committee may:
 - a. use the services of an external agencies, if required;
 - b. consider candidates from a wide range of backgrounds, having due regard to diversity; and
 - c. consider the time commitments of the candidates.
- Formulation of criteria for evaluation of Independent directors and the Board;
- Devising a policy on Board diversity;
- Identifying persons who are qualified to become directors and who may be appointed in senior management in accordance with the criteria laid down, and recommend to the Board their appointment and removal and carrying out evaluation of every director's performance (including independent director);
- Whether to extend or continue the term of appointment of the Independent director, on the basis of the report of performance evaluation of Independent directors;
- Recommend to the board, all remuneration, in whatever form, payable to senior management;
- The Nomination and Remuneration Committee, while formulating the Remuneration Policy, should ensure that-
 - a. the level and composition of remuneration be reasonable and sufficient to attract, retain and motivate directors of the quality required to run the Company successfully;
 - b. relationship of remuneration to performance is clear and meets appropriate performance benchmarks; and
 - c. remuneration to directors, key managerial personnel and senior management involves a balance between fixed and incentive pay reflecting short and long term performance objectives appropriate to the working of the Company and its goals.
- perform such functions as are required to be performed by the compensation committee under the Securities and Exchange Board of India (Share Based Employee Benefits and Sweat Equity) Regulations, 2021, as amended, including the following:
 - a. administering the employee stock option plans of the Company, as may be required;
 - b. determining the eligibility of employees to participate under the employee stock option plans of the Company;
 - c. granting options to eligible employees and determining the date of grant;
 - d. determining the number of options to be granted to an employee;
 - e. determining the exercise price under the employee stock option plans of the Company; and
 - f. construing and interpreting the employee stock option plans of the Company and any agreements defining the rights and obligations of the Company and eligible employees under the employee stock option plans of the Company, and prescribing, amending and/or rescinding rules and regulations relating to the administration of the employee stock option plans of the Company.
- frame suitable policies, procedures and systems to ensure that there is no violation of securities laws, as amended from time to time, including:
 - a. the Securities and Exchange Board of India (Prohibition of Insider Trading) Regulations, 2015; and
 - b. the Securities and Exchange Board of India (Prohibition of Fraudulent and Unfair Trade Practices Relating to the Securities Market) Regulations, 2003, by the trust, the Company and its employees, as applicable.

kg

kle

P

Carrying out any other activities as may be delegated by the Board and other functions required to be carried out by the Nomination and Remuneration Committee as provided under the Companies Act, 2013, the SEBI Listing Regulations or any other applicable law, as and when amended from time to time.

* No Committee(s) meetings happened, as the constitution was done after end of Financial Year 2022-23.

(III) STAKEHOLDERS RELATIONSHIP COMMITTEE*

Stakeholders Relationship Committee consists of 2 Independent Directors and 2 Executive Director in the following manner:

S. No.	Name	Designation
1.	Mr. Kumaresh Chandra Misra	Chairperson
2.	Mr. Arun Duggal	Member
3.	Mr. Prashant Rathee	Member
4.	Mr. Aman Rathee	Member

Terms of Reference for the Stakeholders' Relationship Committee:

The Stakeholders' Relationship Committee shall be responsible for, among other things, as may be required under applicable law, the following:

- considering and looking into various aspects of interest of shareholders, debenture holders and other security holders
- resolving the grievances of the security holders of the listed entity including complaints related to transfer/transmission of shares, non-receipt of annual report, non-receipt of declared dividends, issue of new/duplicate certificates, general meetings etc.;
- formulation of procedures in line with the statutory guidelines to ensure speedy disposal of various requests received from shareholders from time to time;
- giving effect to allotment of Equity Shares, approval of transfer or transmission of Equity Shares, debentures or any other securities;
- Issue of duplicate certificates and new certificates on split/consolidation/renewal, etc.;
- review of measures taken for effective exercise of voting rights by shareholders;
- review of adherence to the service standards adopted by the listed entity in respect of various services being rendered by the registrar & share transfer agent;
- to dematerialize or rematerialize the issued shares;
- review of the various measures and initiatives taken by the listed entity for reducing the quantum of unclaimed dividends and ensuring timely receipt of dividend warrants/annual reports/statutory notices by the shareholders of the company; and

Carrying out any other functions required to be carried out by the Stakeholders' Relationship Committee as contained in the SEBI Listing Regulations or any other applicable law, as and when amended from time to time.

* No Committee(s) meetings happened, as the constitution was done after end of Financial Year 2022-23.

(III) RISK MANAGEMENT COMMITTEE*

Risk Management Committee consists of 3 Independent Directors and 2 Executive Director in the following manner:

S. No.	Name	Designation
1.	Mr. Yogesh Kapur	Chairperson
2.	Mr. Vinay Kumar Piparsania	Member
3.	Mr. Kumaresh Chandra Misra	Member

Kaj

KU

P

4.	Mr. Prashant Rathee	Member
5.	Mr. Aman Rathee	Member

Role and responsibility of the Risk Management Committee are as follows:

- Formulation of a detailed risk management policy which shall include: (a) a framework for identification of internal and external risks specifically faced by the listed entity, in particular including financial, operational, sectoral, sustainability (particularly, ESG related risks), information, cyber security risks or any other risk as may be determined by the Risk Management Committee; (b) measures for risk mitigation including systems and processes for internal control of identified risks; and (c) business continuity plan;
- Ensure that appropriate methodology, processes and systems are in place to monitor and evaluate risks associated with the business of the Company;
- Monitor and oversee implementation of the risk management policy, including evaluating the adequacy of risk management systems;
- Periodically review the risk management policy, at least once in two years, including by considering the changing industry dynamics and evolving complexity, and recommend for any amendment or modification thereof, as necessary;
- Keep the Board of directors of the Company informed about the nature and content of its discussions, recommendations and actions to be taken; and
- Review the appointment, removal and terms of remuneration of the chief risk officer (if any).
- To implement and monitor policies and/or processes for ensuring cyber security;

Any other similar or other functions as may be laid down by Board from time to time and/or as may be required under applicable law, as and when amended from time to time, including the SEBI Listing Regulations.

* No Committee(s) meetings happened, as the constitution was done after end of Financial Year 2022-23.

AUDITORS

The shareholders of the Company at their 34th Annual General Meeting (AGM) had approved re-appointment of M/s Walker Chandlok & Co. LLP, Chartered Accountants (Registration No. 001076N/N500013) ('WC') as the Statutory Auditors of the Company, for the next term (second & final) of five years i.e. from the conclusion of 34th AGM till the conclusion of 39th AGM of the Company.

AUDITORS' REPORT

The Auditors Report doesn't contain any qualification, reservation or adverse remark. The Auditors Report is attached with the financial statements in the Annual Report.

During the year, the Auditors have not reported any matter under Section 143(12) of the Companies Act, 2013, therefore no detail is required to be disclosed under Section 134(3) (ca) of the Act.

SECRETARIAL AUDIT

Pursuant to the provisions of Section 204 read with Rule 9 of Companies (Appointment and Remuneration of Managerial Personnel) Rules, 2014 of the Companies Act 2013, the Board of Directors in their meeting held on 28 March, 2023, re-appointed M/s Vinod Kumar & Co., Practising Company Secretaries as Secretarial Auditor of the Company to conduct the Secretarial Audit for the Financial Year i.e. 2022-23.

The Secretarial Audit Report for the Financial Year ended on March 31, 2023 issued by Secretarial Auditor do not contain any qualification, reservation or adverse remark so need not require any explanation or comment. A copy of the report is annexed with the Annual Report.

hi

ku

P

INTERNAL AUDITOR

Pursuant to the provisions of Section 138 read with Rule 13 of Companies (Accounts) Rules, 2014 of the Companies Act 2013, the Board of Directors in their meeting held on 25 June, 2022, appointed M/s Aneja Assurance Pvt. Ltd. as Internal Auditor of the Company to conduct the Internal Audit for the Financial Year i.e. 2022-23.

The Internal Audit Report do not contain any qualification, reservation or adverse remark so need not require any explanation or comment. A copy of the report is annexed with the Annual Report.

COST ACCOUNTING RECORDS

Though Cost Accounting Records are not applicable to the Company, however, your Company is maintaining Cost Accounting Records.

EXPLANATION OR COMMENTS ON QUALIFICATIONS, RESERVATIONS OR ADVERSE REMARKS OR DISCLAIMERS MADE BY THE AUDITORS AND THE PRACTICING COMPANY SECRETARY IN THEIR REPORTS

There were no qualifications, reservations or adverse remarks made by the Auditors in their report.

RISK MANAGEMENT POLICY

Risk Identification, evaluation, control, minimisation and mitigation forms an integral part of the Company's plans and procedures. Your Company has a Risk Management Mechanism in place which persistently aims to identify and evaluate risks and to take appropriate steps to control, minimise, manage and mitigate risks.

PARTICULARS OF LOANS, GUARANTEES OR INVESTMENTS UNDER SECTION 186

Details of Loans, Guarantees and Investment covered under the provisions of Section 186 of the Companies Act, 2013, continuing for this financial year also, forms part of the Notes to the Financial Statements provided in this Annual Report.

During the financial year, the Company provided the following Loans, Guarantees or Investments:

- (i) The Company provided fresh corporate guarantee to ASK Automobiles Pvt. Ltd., wholly owned subsidiary, to cover their facility of Rs. 40,00,00,000, making the total guarantee to Rs. 254,00,00,000.
- (ii) The Company has Invested an amount of Rs. 12,00,50,000 in ASK Fras-Le Friction Pvt. Ltd., Joint Venture, for subscription of 1,20,05,000 Equity Shares by way of Rights Issue.

PARTICULARS OF CONTRACTS OR ARRANGEMENTS WITH RELATED PARTIES

All contracts / arrangements / transactions entered by the Company during the year under review with related parties were in the ordinary course of business and on an arm's length basis. During the period under review, the Company had not entered into any contract / arrangement / transaction with related parties which could be considered material and accordingly, the disclosures in Form No. AOC-2 is not applicable.

The related party disclosures are provided in the Notes to the Financial Statements provided in this Annual Report.

THE DETAILS OF SIGNIFICANT AND MATERIAL ORDERS PASSED BY THE REGULATORS OR COURTS OR TRIBUNALS IMPACTING THE GOING CONCERN STATUS AND COMPANY'S OPERATIONS IN FUTURE.

During the year under review there has been no such significant and material orders passed by the regulators or courts or tribunals impacting the going concern status and company's operations in future.

ky

ky

P

Further, no significant/material penalties have been imposed on the Company by any statutory authority/ies during the period under review.

DIRECTORS' RESPONSIBILITY STATEMENT

We the Directors of your Company hereby certify that:

- I. In the preparation of the annual accounts, the applicable accounting standards had been followed along with proper explanation relating to material departures;
- II. We have selected such accounting policies and applied them consistently and made judgments and estimates that are reasonable and prudent so as to give a true and fair view of the state of affairs of the company at the end of the financial year and of the profit and loss of the company for that period;
- III. We have taken proper and sufficient care for the maintenance of adequate accounting records in accordance with the provisions of this Act for safeguarding the assets of the company and for preventing and detecting fraud and other irregularities;
- IV. We have prepared the annual accounts on a going concern basis.
- V. We have devised proper systems to ensure compliance with the provisions of all applicable laws and that such systems were adequate and operating effectively.

COMPANY'S POLICY RELATING TO DIRECTORS APPOINTMENT, PAYMENT OF REMUNERATION AND DISCHARGE OF THEIR DUTIES

The 'Board Diversity Policy' and 'Nomination and Remuneration Policy' were yet to be approved by the Board of Directors of the Company. Further, the Code of Conduct of the Company provide for the duty of the Directors.

The aforesaid policies of the Company on directors' appointment and remuneration, including criteria for determining qualifications, positive attributes, independence of a director and other matters, as required under sub-section (3) of Section 178 of the Companies Act, 2013, will be made available on the Company's website i.e. www.askbrake.com as and when approved by the Board of the Company.

HUMAN RESOURCES DEVELOPMENT AND INDUSTRIAL RELATIONS

The Company believes that the development of employees is one of the most important enablers for an organization. This is being done at both individual and team levels. Sustained development of its employees, both professional and personal, is the hallmark of human resource policies. The Company value its Human Resources and is committed to ensure employee satisfaction, development and growth. Industrial relations remained harmonious.

TRANSFER OF UNCLAIMED DIVIDEND TO INVESTOR EDUCATION AND PROTECTION FUND

In accordance with the provisions of Sections 124 and 125 of the Companies Act, 2013 and Investor Education and Protection Fund (Accounting, Audit, Transfer and Refund) Rules, 2016 ("IEPF Rules"), dividends of a company which remain unpaid or unclaimed for a period of seven years from the date of transfer to the Unpaid Dividend Account shall be transferred by the Company to the Investor Education and Protection Fund ("IEPF").

In terms of the foregoing provisions of the Companies Act, 2013, no dividend remains unpaid/unclaimed for the past Seven Years hence no amount was required to be transferred to the IEPF by the Company during the year ended 31 March, 2023.

Key ku P

CORPORATE GOVERNANCE

Your Company is committed to the standards of good Corporate Governance, which emphasis on transparency, professionalism and accountability with the aim of enhancing long term economic value of all its stakeholders.

CONSERVATION OF ENERGY, TECHNOLOGY ABSORPTION, EXPORTS AND FOREIGN EXCHANGE EARNINGS AND OUTGO

A. CONSERVATION OF ENERGY

(i) Steps taken or impact on conservation of energy: -

- a) Variable frequency drive (VFD) Installation for air compressor and dust collectors.
- b) Replacement of Diesel with PNG for melting and heating operations.
- c) Installation of energy efficient motors and pumps for cooling tower.
- d) Installation of modulator (auto changeover) for air compressor.
- e) Introduction of electric tilting furnace.
- f) Interlinking of holding furnace temperature with machine operations.
- g) Use of Electric Vehicle fork-lifter Instead of diesel operated.
- h) Recuperator on central melting furnace to utilize hot exhaust air for pre-heating on Ingots.

(ii) Steps taken by the company for utilizing alternate sources of energy:

- a) Renewable energy contributes around 79.00 lakh units approx. (through solar power and wind power).
- b) Replacement of diesel fired burner(s) with gas fired burner(s) having high calorific value and low pollution.

(iii) Capital investment on energy conservation equipment

The Company has not made any capital investment on energy conservation equipment during the year under review. However, the Company has made capital investments in replacing high energy consuming equipment/ machinery/apparatus with low energy consuming equipment/ machinery/apparatus.

B. TECHNOLOGY ABSORPTION

1. Efforts in brief, made towards technology absorption, adaptation and innovation

- (i) The Company is aggressively working towards development of precision parts for light-weighting and heat management to be used in Electric Vehicles (EV), Internal Combustion Engines (ICE) vehicles, All-Terrain Vehicles (ATV), power tools, outdoor equipment and defence applications in its state-of the-art Tool Room & Design Centre.
- (ii) In Braking Division new and improved formulations have been developed.
- (iii) The Company has installed Equators to enable its quality control and tracking of high precision critical components to enhance customer satisfaction by consistent delivery of high-quality products.
- (iv) Introduction of jet cooling system on dies to reduce shrinkage porosity and leakage problems.
- (v) Thermal mapping device (camera) installed to monitor and optimise and die temperature.

2. Benefits derived as a result of the above efforts

- (i) Development of world class quality products for export and domestic markets.
- (ii) Readiness for EV transition and light-weighting trends.
- (iii) Diversification opportunities in non-automotive space like power tools, outdoor equipments and defence applications.

ky

ky

P

3. In case of imported technology (Imported during the last three years reckoned from the beginning of the financial year)

The absorption of technology for Safety Control Cables is under process wherein new products are being developed.

4. Expenditure Incurred on Research and Development

1) Expenditure on R&D

a. Capital	Nil
b. Recurring	Rs. 68.15lakh (previous year 62.82 lakh)
c. Total	Rs. 68.15lakh (previous year 62.82 lakh)
d. Total R&D expense as % of total turnover/ Sales	0.03% (previous year 0.03%)

2) Future Plan of action

- Design Centre and Tool Room to develop tools for high precision for light weighting and heat management systems.
- Adoption of advanced material engineering in aluminium alloys and braking systems.

C. FOREIGN EXCHANGE EARNINGS AND OUTFLOW

1) Exports:

a) Activities relating to exports:

Your Company is exporting its Braking and Aluminium light-weighting precision solutions In Automotive Segment and has also started exporting in Non-Automotive Segment also.

b) Export Plans:

The Company plans to add further export destinations and to add further products/solution offerings to the existing customers during the next financial year 2022-23.

2) Total Foreign Exchange used and earned:

a) Foreign Exchange used	Rs. 4565.08 Lakhs (Last Year - Rs. 5020.86Lakhs)
b) Foreign Exchange earned	Rs. 9061.81 Lakhs (Last Year - Rs. 7521.87 Lakhs)
c) Net Foreign Exchange earned (b-a)	Rs. 4496.73 Lakhs (Last Year - Rs. 2501.01 Lakhs)

CORPORATE SOCIAL RESPONSIBILITY

To comply with the provisions of Section 135 of the Companies Act, 2013 read with the Companies (Corporate Responsibility Policy) Rules 2014, the Company has adopted the Corporate Social Responsibility (CSR) Policy and established the CSR Committee. Moreover, the Company also incorporated a Trust in the name of 'AHSAA'S' ('Trust') through which the Company undertakes its CSR activities.

During the year under review, the Company was required to spend an amount of Rs. 275.05 Lakhs for CSR activities in terms of the provisions of Section 135 of the Companies Act, 2013, however, the Company has spent an amount of Rs. 2,75,05,117 (including allocation of Rs. 60,00,000 for Ongoing Projects), therefore, an excess amount of Rs. 38,842 was spent. The company have deposited Rs. 60.00 Lakhs in separate CSR account for ongoing project in the month of April 2023.

Salient features of CSR Policy, are available on Company's website at www.askbrake.com. An Annual Report with detailed view on CSR activities is annexed herewith as ANNEXURE-2.

During the year under review, the Board of Directors in their meeting held on 28 March, 2023, re-constituted the CSR committee, which now consists of 2 Independent Directors, 1 Non-Executive Director & 1 Executive Director in the following manner:

S. NO.	NAME	DESIGNATION
1.	Ms. Deepti Sehgal	Chairperson

hij @ ku p

2.	Mr. Kumaresh Chandra Misra	Member
3.	Ms. Vijay Rathee	Member
4.	Mr. Rajesh Kataria	Member

VIGIL MECHANISM

Further, the Company to strengthen its vigil Mechanism has adopted Whistle Blower Policy for directors, employees and other stakeholders of the Company to report genuine concerns.

As part of Whistle Blower Policy, an Ethics Committee has been formed and an Independent third party service provider has been appointed to receive protected disclosures and share the same with the Ethics Committee for appropriate resolution.

Whistle Blower Policy provides for (a) adequate safeguards against victimization of persons who use the Vigil Mechanism; and (b) direct access to the Board Member in appropriate or exceptional cases. It is affirmed that no personnel has been denied access to the Ethics Committee or the Managing Director of the Company.

PARTICULARS OF EMPLOYEES AND REMUNERATION

The Information required pursuant to Section 197 of the Companies Act, 2013 read with Rule 5(2) and 5(3) of the Companies (Appointment and Remuneration of Managerial Personnel) Rules, 2014 in respect of employees of the Company will be provided to members upon request in writing. Any shareholder, interested, may write to the Company Secretary at the Registered Office of the Company.

DISCLOSURE UNDER THE SEXUAL HARASSMENT OF WOMEN AT WORKPLACE (PREVENTION, PROHIBITION AND REDRESSAL) ACT, 2013

As per the requirement of The Sexual Harassment of Women at Workplace (Prevention, Prohibition & Redressal) Act, 2013, your Company has a mechanism in place to redress complaints reported under it. Internal Complaint Committee (ICC) has also been set up to redress the complaints received of sexual harassment. In the Financial Year 2022-23, No complaint was received by ICC.

APPRECIATION

The Board acknowledges with gratitude the co-operation and assistance, which has been extended by the Banks and business associates during the Financial Year under review. The Board also places on records its deep appreciation of the services rendered by the employees at all levels.

**ON BEHALF OF THE BOARD
FOR ASK AUTOMOTIVE LIMITED**

**ON BEHALF OF THE BOARD
FOR ASK AUTOMOTIVE LIMITED**

K Rathee

**KULDIP SINGH RATHEE
CHAIRMAN AND MANAGING DIRECTOR
DIN: 00041032**

P Rathee

**PRASHANT RATHEE
EXECUTIVE DIRECTOR
DIN: 00041081**

**DATE: 16-05-2023
Place: GURUGRAM**

hey

ANNEXURE 1

Form AOC-1

(Pursuant to first proviso to sub-section (3) of section 129 read with rule 5 of Companies (Accounts) Rules, 2014)
Statement containing salient features of the financial statement of subsidiaries/associate companies/joint ventures

For the financial year ended 31st March, 2023

PART A SUBSIDIARIES

		(Rs. in Lakhs)
Sl. No.	Name of the Subsidiary	ASK AUTOMOBILES PVT. LTD.
1.	Reporting period for the subsidiary concerned, if different from the holding company's reporting period	NA
2.	Reporting currency and Exchange rate as on the last date of the relevant Financial year in the case of foreign subsidiaries	NA
3.	Share Capital (Rs.)	75.00
4.	Reserves & Surplus (Rs.)	(469.19)
5.	Total Assets (Rs.)	22808.10
6.	Total Liabilities (Rs.)	22808.10
7.	Investments	NIL
8.	Turnover	4.36
9.	Profit (Loss) before taxation (Rs.)	(438.94)
10.	Provision for taxation	NIL
11.	Profit (Loss) after taxation (Rs.)	(438.94)
12.	Proposed Dividend	NIL
13.	% of shareholding	100%

PART B ASSOCIATES AND JOINT VENTURES

Statement pursuant to Section 129(3) of the Companies Act, 2013 related to Associate Companies and Joint Ventures

		(Rs. in Lakhs)
Sl. No.	Name of Associates or Joint Ventures	ASK FRAS-LE FRICTION PVT. LTD.
1.	Latest audited Balance Sheet Date	31.03.2023
2.	Shares of Associate or Joint Ventures held by the company on the year end	
	Number	4,31,20,000
	Amount of Investment in Associates or Joint Venture	4312.00
	Extent of Holding (in percentage)	49%
3.	Description of how there is significant influence	Joint Venture/Shareholding
4.	Reason why the Associate/Joint Venture is not consolidated	Consolidated
5.	Net worth attributable to shareholding as per latest audited Balance Sheet	810.95
6.	Profit or Loss for the year	(1202.47)
i.	Considered in Consolidation	(589.21)
ii.	Not Considered in Consolidation	(613.26)

NOTES:

i) There were no Associates or Joint Ventures which have been liquidated or sold during the year

ON BEHALF OF THE BOARD
FOR ASK AUTOMOTIVE LIMITED

ON BEHALF OF THE BOARD
FOR ASK AUTOMOTIVE LIMITED


KULDIP SINGH RATHEE
CHAIRMAN AND MANAGING DIRECTOR
DIN: 00041032


PRASHANT RATHEE
EXECUTIVE DIRECTOR
DIN: 00041081

DATE: 16-05-2023
PLACE: GURUGRAM

ky

ASK AUTOMOTIVE LIMITED

ANNUAL REPORT ON CSR ACTIVITIES

1. A brief outline of the Company's CSR policy, including overview of projects or programs proposed to be undertaken:

The Company's CSR Policy enables the Company to undertake all the projects/programs/activities as stipulated in Schedule VII of the Companies Act 2013 (the Act). The Company has also incorporated a trust to undertake its CSR activities namely AHSAAAS ('Trust').

During the year under review, the Company was required to spend an amount of Rs. 2,75,05,117 for CSR activities, however, the Company has spent an amount of Rs. 2,75,43,959 (including allocation of Rs. 60,00,000 for the below mentioned Ongoing Project [transferred to a separate Bank Account during the FY 2023-24]) which is Rs. 38,842 in excess of the required amount.

Further, the Company on approval of the Board, based on the recommendation of the CSR Committee, undertook CSR Project "Establishment of Vocational Training Centre" at Jhajjar, a multi-year project/ongoing project ('Ongoing Project') during the FY 2021-22 and accordingly an amount of Rs. 2,10,00,000 was allocated for the said project, out of which an amount of Rs. 2,09,84,900 was transferred to a separate Bank Account.

Furthermore, an amount of Rs. 12,50,000 was transferred to a separate Bank Account pertaining to the aforementioned Ongoing Project, during the FY 2022-23.

Furthermore, the closing balance in separate unspent CSR Account(s) on 31st March, 2023, stands at Rs. 70.30 Lacs**.

During the year under review, the Company has started Phase-2 of the aforesaid Ongoing Project, with the approval of the Board which is based on the recommendation of the CSR Committee and accordingly an amount of Rs. 60,00,000 was allocated for the said Phase-2 and since the same remained unspent, so the entire amount has been transferred to a separate Bank Account.

2. The Composition of the CSR Committee as on 31st March, 2023 was as follows:

Sl. No.	Name of Director	Designation / Nature of Directorship	Number of meetings of CSR Committee held during the year	Number of meetings of CSR Committee attended during the year
1.	Mr. Kuldip Singh Rathee	Chairman	3	3
2.	Ms. Vijay Rathee	Member		3
3.	Mr. Rajesh Kataria	Member		3

The Board of Directors vide their meeting dated 28th March, 2023, re-constituted the CSR Committee as follows:

Sl. No.	Name of Director	Designation / Nature of Directorship
1.	Ms. Deepti Sehgal	Chairperson
2.	Mr. Kumaresh Chandra Misra	Member
3.	Ms. Vijay Rathee	Member
4.	Mr. Rajesh Kataria	Member

3. Provide the web-link where Composition of CSR committee, CSR Policy and CSR projects approved by the board are disclosed on the website of the company: <https://askbrake.com>
4. Provide the executive summary along with web-link(s) of Impact Assessment of CSR Projects carried out in pursuance of sub-rule (3) of rule 8, if applicable: Not Applicable.
5. (a) Average net profit of the Company as per section 135(5): Rs. 1,37,52,55,870
 (b) Two percent of average net profit of the Company as per section 135(5): Rs. 2,75,05,117
 (c) Surplus arising out of the CSR projects or programmes or activities of the previous financial years: NIL
 (d) Amount required to be set off for the financial year, if any: Not Applicable
 (e) Total CSR obligation for the financial year [(b)+(c)-(d)]: Rs. 2,75,05,117
6. (a) Amount spent on CSR Projects (both Ongoing Project and other than Ongoing Project): Rs. 2,75,00,685
 (b) Amount spent in Administrative Overheads: Rs. 43,274
 (c) Amount spent on Impact Assessment, if applicable: Not Applicable
 (d) Total amount spent for the Financial Year [(a)+(b)+(c)]: Rs. 2,75,43,959

Deepti Sehgal



(e) CSR amount spent or unspent for the financial year:

Total Amount Spent for the Financial Year (In Rs.)	Amount Unspent (In Rs.)				
	Total Amount Transferred to Unspent CSR Account as per Section 135(6)		Amount transferred to any fund specified under Schedule VII as per second proviso to section 135(5)		
	Amount (In Rs.)	Date of transfer	Name of the Fund	Amount	Date of Transfer
2,15,43,959	60,00,000	29 th April, 2023	NA	NA	NA

(f) Excess amount for set-off, If any:

Sl. No.	Particular	Amount (In Lacs)
(i)	Two percent of average net profit of the company as per section 135(5)	Rs. 2,75,05,117
(ii)	Total amount spent for the Financial Year	Rs. 2,75,43,959
(iii)	Excess amount spent for the financial year [(ii)-(i)]	Rs. 38,842
(iv)	Surplus arising out of the CSR projects or programmes or activities of the previous financial years, if any	Nil
(v)	Amount available for set off in succeeding financial years [(iii)-(iv)]	Rs. 38,842

7. Details of Unspent CSR amount for the preceding three financial years:

Sl. No.	Preceding Financial Year	Amount transferred to Unspent CSR Account under section 135 (6) (In Rs.)	Balance Amount in Unspent CSR Account under section 135 (6) (In Rs.)	Amount Spent in the Financial Year (in Rs)	Amount transferred to any fund specified under Schedule VII as per second proviso to section 135 (5), if any.		Amount remaining to be spent in succeeding financial years. (in Rs.)	Deficiency, if any
					Amount (In Rs).	Date of Transfer		
1.	2020-21	2,09,84,900	2,09,84,900	-	-	-	-	-
				1,44,21,026 (2021-22)	-	-	-	-
				6,75,495** (2022-23)	-	-	58,88,379	-
2.	2021-22	12,50,000	12,50,000	-	-	-	12,50,000	-

** An amount of Rs. 7.84 Lacs was transferred to Ahsaas Trust from CSR Unspent A/c, out of which Rs. 6.76 Lacs was actually spent.

8. Whether any capital assets have been created or acquired through Corporate Social Responsibility amount spent in the Financial Year: No

9. Specify the reason(s), if the company has failed to spend two per cent of the average net profit as per section 135(5): Not Applicable

FOR ASK AUTOMOTIVE LIMITED

DEEPTI SEHGAL
INDEPENDENT DIRECTOR/CHAIRMAN CSR COMMITTEE
DIN: 09772630

FOR ASK AUTOMOTIVE LIMITED

RAJESH KATARIA
EXECUTIVE DIRECTOR
DIN: 08528643

DATE: 16/05/2023
PLACE: GURUGRAM

Walker Chandniok & Co LLP

Walker Chandniok & Co LLP

21st Floor, DLF Square
Jacaranda Marg, DLF Phase II,
Gurugram - 122 002
Haryana, India

T +91 124 462 8099

F +91 124 462 8001

Independent Auditor's Report

To the Members of ASK Automotive Limited (formerly known as ASK Automotive Private Limited)

Report on the Audit of the Standalone Financial Statements

Opinion

1. We have audited the accompanying standalone financial statements of ASK Automotive Limited (formerly known as ASK Automotive Private Limited) ('the Company'), which comprise the Balance Sheet as at 31 March 2023, the Statement of Profit and Loss (including Other Comprehensive Income), the Statement of Cash Flow and the Statement of Changes in Equity for the year then ended, and notes to the standalone financial statements, including a summary of the significant accounting policies and other explanatory information.
2. In our opinion and to the best of our information and according to the explanations given to us, the aforesaid standalone financial statements give the information required by the Companies Act, 2013 ('the Act') in the manner so required and give a true and fair view in conformity with the Indian Accounting Standards ('Ind AS') specified under section 133 of the Act read with the Companies (Indian Accounting Standards) Rules, 2015 and other accounting principles generally accepted in India, of the state of affairs of the Company as at 31 March 2023, and its profit (including other comprehensive income), its cash flows and the changes in equity for the year ended on that date.

Basis for Opinion

3. We conducted our audit in accordance with the Standards on Auditing specified under section 143(10) of the Act. Our responsibilities under those standards are further described in the Auditor's Responsibilities for the Audit of the Standalone Financial Statements section of our report. We are independent of the Company in accordance with the Code of Ethics issued by the Institute of Chartered Accountants of India ('ICAI') together with the ethical requirements that are relevant to our audit of the standalone financial statements under the provisions of the Act and the rules thereunder, and we have fulfilled our other ethical responsibilities in accordance with these requirements and the Code of Ethics. We believe that the audit evidence we have obtained is sufficient and appropriate to provide a basis for our opinion.

Information other than the Standalone Financial Statements and Auditor's Report thereon

4. The Company's Board of Directors are responsible for the other information. The other information comprises the information included in the Board Report, but does not include the standalone financial statements and our auditor's report thereon.



Chartered Accountants

Offices in Bangalore, Chandigarh, Chennai, Dehradun, Gurugram, Hyderabad, Kochi, Kolkata, Mumbai, New Delhi, Noida and Pune

Walker Chandniok & Co LLP is registered with limited liability with identification number AAC-2695 and has its registered office at 4/1, Connaught Circus, Outer Circle, New Delhi, 110001, India

Walker ChandioK & Co LLP

Independent Auditor's Report to the members of ASK Automotive Limited (formerly known as ASK Automotive Private Limited) on the standalone financial statements for the year ended 31 March 2023 (Cont'd)

Our opinion on the standalone financial statements does not cover the other information and we do not express any form of assurance conclusion thereon.

In connection with our audit of the standalone financial statements, our responsibility is to read the other information and, in doing so, consider whether the other information is materially inconsistent with the standalone financial statements or our knowledge obtained in the audit or otherwise appears to be materially misstated. If, based on the work we have performed, we conclude that there is a material misstatement of this other information, we are required to report that fact. We have nothing to report in this regard.

Responsibilities of Management and Those Charged with Governance for the Standalone Financial Statements

5. The accompanying standalone financial statements have been approved by the Company's Board of Directors. The Company's Board of Directors are responsible for the matters stated in section 134(5) of the Act with respect to the preparation and presentation of these standalone financial statements that give a true and fair view of the financial position, financial performance including other comprehensive income, changes in equity and cash flows of the Company in accordance with the Ind AS specified under section 133 of the Act and other accounting principles generally accepted in India. This responsibility also includes maintenance of adequate accounting records in accordance with the provisions of the Act for safeguarding of the assets of the Company and for preventing and detecting frauds and other irregularities; selection and application of appropriate accounting policies; making judgments and estimates that are reasonable and prudent; and design, implementation and maintenance of adequate internal financial controls, that were operating effectively for ensuring the accuracy and completeness of the accounting records, relevant to the preparation and presentation of the standalone financial statements that give a true and fair view and are free from material misstatement, whether due to fraud or error.
6. In preparing the standalone financial statements, the Board of Directors are responsible for assessing the Company's ability to continue as a going concern, disclosing, as applicable, matters related to going concern and using the going concern basis of accounting unless the Board of Directors either intend to liquidate the Company or to cease operations, or has no realistic alternative but to do so.
7. Those Board of Directors are also responsible for overseeing the Company's financial reporting process.

Auditor's Responsibilities for the Audit of the Standalone Financial Statements

8. Our objectives are to obtain reasonable assurance about whether the standalone financial statements as a whole are free from material misstatement, whether due to fraud or error, and to issue an auditor's report that includes our opinion. Reasonable assurance is a high level of assurance, but is not a guarantee that an audit conducted in accordance with Standards on Auditing will always detect a material misstatement when it exists. Misstatements can arise from fraud or error and are considered material if, individually or in the aggregate, they could reasonably be expected to influence the economic decisions of users taken on the basis of these standalone financial statements.
9. As part of an audit in accordance with Standards on Auditing, specified under section 143(10) of the Act we exercise professional judgment and maintain professional skepticism throughout the audit. We also:
 - Identify and assess the risks of material misstatement of the standalone financial statements, whether due to fraud or error, design and perform audit procedures responsive to those risks, and obtain audit evidence that is sufficient and appropriate to provide a basis for our opinion. The risk of not detecting a material misstatement resulting from fraud is higher than for one resulting from error, as fraud may involve collusion, forgery, intentional omissions, misrepresentations, or the override of internal control;
 - Obtain an understanding of internal control relevant to the audit in order to design audit procedures that are appropriate in the circumstances Under section 143(3)(i) of the Act we are also responsible for expressing our opinion on whether the Company has adequate internal financial controls with



Walker Chandiook & Co LLP

Independent Auditor's Report to the members of ASK Automotive Limited (formerly known as ASK Automotive Private Limited) on the standalone financial statements for the year ended 31 March 2023 (Cont'd)

reference to standalone financial statements in place and the operating effectiveness of such controls;

- Evaluate the appropriateness of accounting policies used and the reasonableness of accounting estimates and related disclosures made by management;
 - Conclude on the appropriateness of Board of Directors' use of the going concern basis of accounting and, based on the audit evidence obtained, whether a material uncertainty exists related to events or conditions that may cast significant doubt on the Company's ability to continue as a going concern. If we conclude that a material uncertainty exists, we are required to draw attention in our auditor's report to the related disclosures in the standalone financial statements or, if such disclosures are inadequate, to modify our opinion. Our conclusions are based on the audit evidence obtained up to the date of our auditor's report. However, future events or conditions may cause the Company to cease to continue as a going concern; and
 - Evaluate the overall presentation, structure and content of the standalone financial statements, including the disclosures, and whether the standalone financial statements represent the underlying transactions and events in a manner that achieves fair presentation.
10. We communicate with those charged with governance regarding, among other matters, the planned scope and timing of the audit and significant audit findings, including any significant deficiencies in internal control that we identify during our audit.

Report on Other Legal and Regulatory Requirements

11. As required by section 197(16) of the Act based on our audit, we report that the Company has paid remuneration to its directors during the year in accordance with the provisions of and limits laid down under section 197 read with Schedule V to the Act.
12. As required by the Companies (Auditor's Report) Order, 2020 ('the Order') issued by the Central Government of India in terms of section 143(11) of the Act we give in the Annexure A, a statement on the matters specified in paragraphs 3 and 4 of the Order, to the extent applicable.
13. Further to our comments in Annexure A, as required by section 143(3) of the Act based on our audit, we report, to the extent applicable, that:
- a) We have sought and obtained all the information and explanations which to the best of our knowledge and belief were necessary for the purpose of our audit of the accompanying standalone financial statements;
 - b) In our opinion, proper books of account as required by law have been kept by the Company so far as it appears from our examination of those books;
 - c) The standalone financial statements dealt with by this report are in agreement with the books of account;
 - d) In our opinion, the aforesaid standalone financial statements comply with Ind AS specified under section 133 of the Act;
 - e) On the basis of the written representations received from the directors and taken on record by the Board of Directors, none of the directors is disqualified as on 31 March 2023 from being appointed as a director in terms of section 164(2) of the Act;
 - f) With respect to the adequacy of the internal financial controls with reference to standalone financial statements of the Company as on 31 March 2023 and the operating effectiveness of such controls, refer to our separate Report in Annexure B wherein we have expressed an unmodified opinion; and



Walker Chandiook & Co LLP

Independent Auditor's Report to the members of ASK Automotive Limited (formerly known as ASK Automotive Private Limited) on the standalone financial statements for the year ended 31 March 2023 (Cont'd)

- g) With respect to the other matters to be included in the Auditor's Report in accordance with rule 11 of the Companies (Audit and Auditors) Rules, 2014 (as amended), in our opinion and to the best of our information and according to the explanations given to us:
- i. the Company does not have any pending litigation which would impact its financial position as at 31 March 2023;
 - ii. the Company did not have any long-term contracts including derivative contracts for which there were any material foreseeable losses as at 31 March 2023;
 - iii. There were no amounts which were required to be transferred to the Investor Education and Protection Fund by the Company during the year ended 31 March 2023;
 - iv. a. The management has represented that, to the best of its knowledge and belief, as disclosed in note 46(c) to the standalone financial statements, no funds have been advanced or loaned or invested (either from borrowed funds or securities premium or any other sources or kind of funds) by the Company to or in any person(s) or entity(ies), including foreign entities ('the intermediaries'), with the understanding, whether recorded in writing or otherwise, that the intermediary shall, whether, directly or indirectly lend or invest in other persons or entities identified in any manner whatsoever by or on behalf of the Company ('the Ultimate Beneficiaries') or provide any guarantee, security or the like on behalf the Ultimate Beneficiaries;
 - b. The management has represented that, to the best of its knowledge and belief, as disclosed in note 46(d) to the standalone financial statements, no funds have been received by the Company from any person(s) or entity(ies), including foreign entities ('the Funding Parties'), with the understanding, whether recorded in writing or otherwise, that the Company shall, whether directly or indirectly, lend or invest in other persons or entities identified in any manner whatsoever by or on behalf of the Funding Party ('Ultimate Beneficiaries') or provide any guarantee, security or the like on behalf of the Ultimate Beneficiaries; and
 - c. Based on such audit procedures performed as considered reasonable and appropriate in the circumstances, nothing has come to our notice that has caused us to believe that the management representations under sub-clauses iv(a) and iv(b) above contain any material misstatement.
 - v. The Company has not declared or paid any dividend during the year ended 31 March 2023; and
 - vi. Proviso to rule 3(1) of the Companies (Accounts) Rules, 2014 requires all companies which use accounting software for maintaining their books of account, to use such an accounting software which has a feature of audit trail, with effect from the financial year beginning on 1 April 2023 and accordingly, reporting under Rule 11(g) of Companies (Audit and Auditors) Rules, 2014 (as amended) is not applicable for the current financial year.

For **Walker Chandiook & Co LLP**

Chartered Accountants

Firm's Registration No.: 001076N/N500013


Ashish Gera
Partner

Membership No.: 508685

UDIN: 23508685BGYCQS3842



Place: Gurugram

Date: 16 May 2023

Walker Chandiook & Co LLP

Annexure A referred to in Paragraph 12 of the Independent Auditor's Report of even date to the members of ASK Automotive Limited (formerly known as ASK Automotive Private Limited) on the standalone financial statements for the year ended 31 March 2023

In terms of the information and explanations sought by us and given by the Company and the books of account and records examined by us in the normal course of audit, and to the best of our knowledge and belief, we report that:

(i) (a) (A) The Company has maintained proper records showing full particulars, including quantitative details and situation of property, plant and equipment and right of use assets.

(B) The Company has maintained proper records showing full particulars of intangible assets.

(b) The Company has a regular programme of physical verification of its property, plant and equipment and right of use assets under which the assets are physically verified in a phased manner over a period of three years, which in our opinion, is reasonable having regard to the size of the Company and the nature of its assets. In accordance with this programme, certain property, plant and equipment, right of use assets were verified during the year and no material discrepancies were noticed on such verification

(c) The title deeds of all the immovable properties held by the Company (other than properties where the Company is the lessee and the lease agreements are duly executed in favour of the lessee) disclosed in note 3 to the standalone financial statements are held in the name of the Company, except for the following property, for which the Company's management is in discussion with the relevant authority to get the same registered in the name of the Company:

Description of property	Gross carrying value (₹ In Lakhs)	Held in name of	Whether promoter, director or their relative or employee	Period held	Reason for not being held in name of company
Land- Plot No.176, Part-1, Narsapura Industrial Area, Kolar, Bangalore	678.93	Karnataka Industrial Area Development Board (KIADB)	No	From April 2012 for 10 years lease period. Post end of lease period, land has to be transferred in the name of the company.	Nearing to completion of lease term, KIADB has demanded additional ₹ 334.00 Lakhs (₹ 83.50 Lakhs per acre) as against initial price of ₹ 340.00 Lakhs (₹ 85.00 Lakhs per acre) for approximately 4 acres land. The company has filed its objection against ex-parte demand of excessive enhancement and requested KIADB to review the demand due to which Land has not been transferred in Company's name post expiry of lease period.

For title deeds of immovable properties in the nature of freehold land situated at Haryana with gross carrying value of ₹ 7,375.68 lakhs as at 31 March 2023, which have been mortgaged as security for loans or borrowings taken by the Company, confirmations with respect to title of the Company have been directly obtained by us from the respective lenders.



Walker Chandiook & Co LLP

Annexure A referred to in Paragraph 12 of the Independent Auditor's Report of even date to the members of ASK Automotive Limited (formerly known as ASK Automotive Private Limited) on the standalone financial statements for the year ended 31 March 2023 (cont'd)

- (d) The Company has not revalued its Property, plant and equipment including Right of use assets or Intangible assets during the year.
- (e) No proceedings have been initiated or are pending against the Company for holding any benami property under the Prohibition of Benami Property Transactions Act, 1988 (as amended) and rules made thereunder.
- (ii) (a) The management has conducted physical verification of inventory at reasonable intervals during the year, except for inventory lying with third parties. In our opinion, the coverage and procedure of such verification by the management is appropriate and no discrepancies of 10% or more in the aggregate for each class of inventory were noticed as compared to book records. In respect of inventory lying with third parties, these have substantially been confirmed by the third parties.
- (b) As disclosed in note 42 to the standalone financial statements, the Company has been sanctioned a working capital limit in excess of ₹ 5 crore by banks based on the security of current assets. The quarterly statements, in respect of the working capital limits have been filed by the Company with such banks and such statements are in agreement with the books of account of the Company for the respective periods which were not subject to review, except for the following:

Name of the Bank / financial institution	Working capital limit sanctioned (₹ in Lakhs)	Nature of current assets offered as security	For Quarter, Information disclosed as per statement, Information as per books of accounts, Difference and Remarks, if any
HDFC Bank Limited	2,550.00	First Pari Passu charge on current assets and movable fixed assets of the Company both present and future excluding assets exclusively financed by term lenders.	Refer details mentioned in below table
Kotak Mahindra Bank Limited	3,025.00	First Pari Passu hypothecation charge on all existing and future current assets and all existing and future movable fixed assets excluding assets exclusively financed by term lenders.	Refer details mentioned in below table
Axis Bank Limited	2,500.00	First Pari Passu hypothecation charge on entire current assets and movable fixed assets (excluding assets exclusively financed by term lenders) both present and future of the Company.	Refer details mentioned in below table
Citi Bank N.A.	2,525.00	First Pari Passu charge on present and future stocks and book debts and first pari passu charge on all movable fixed assets of the Company except the assets which are exclusively charged to any lender for term loan facility.	Refer details mentioned in below table

Quarter ended	Information disclosed as per statement (₹ In Lakhs)	Information as per books of accounts (₹ In Lakhs)	Difference (₹ In Lakhs)	Remarks / reasons, if any
Inventories				
June-2022	16,044.42	16,044.42	Nil	NA
September-2022	17,123.66	17,123.66	Nil	
December-2022	15,062.74	15,062.74	Nil	
March-2023	15,312.95	15,312.95	Nil	



Walker Chandiook & Co LLP

Annexure A referred to in Paragraph 12 of the Independent Auditor's Report of even date to the members of ASK Automotive Limited (formerly known as ASK Automotive Private Limited) on the standalone financial statements for the year ended 31 March 2023 (cont'd)

Trade Receivables				
June-2022	17,148.97	20,531.84	(3,382.87)	The difference is on account of trade receivables discounted through sales invoice discounting facility not netted off during quarterly closure of books of accounts.
September-2022	18,140.78	21,379.77	(3,238.99)	
December-2022	14,396.25	16,951.03	(2,554.78)	
March-2023	17,992.64	21,062.13	(3,069.49)	
Trade Payables				
June-2022	21,091.00	21,091.00	Nil	NA
September-2022	21,310.16	21,310.16	Nil	
December-2022	18,776.17	18,776.17	Nil	
March-2023	17,052.20	17,052.20	Nil	

- (iii) (a) The Company has provided loans to its Subsidiary and Joint Venture and provided guarantee for loan taken by its Subsidiary during the year as per details given below:

Particulars	Guarantees (₹ in Lakhs)	Loans (₹ in Lakhs)
Aggregate amount provided/granted during the year:		
- Subsidiary	4,000.00	3,115.80
- Joint Venture	-	-
Balance outstanding as at balance sheet date:		
- Subsidiary	25,400.00	5,215.90
- Joint Venture	8,350.00	1,066.50

- (b) In our opinion, and according to the information and explanations given to us, the investments made, guarantees provided and terms and conditions of the grant of all loans and guarantees provided are, prima facie, not prejudicial to the interest of the Company. Further, the Company has not given any security or advances in the nature of loans during the year.
- (c) In respect of loans granted by the Company, the schedule of repayment of principal and payment of interest has been stipulated and principal amount is not due for repayment currently, however, the receipt of the interest is regular.
- (d) There is no overdue amount in respect of loans granted to such companies, firms, LLPs or other parties.
- (e) The Company has not granted any loan which has fallen due during the year. Further, no fresh loans were granted to any party to settle the overdue loans that existed as at the beginning of the year.
- (f) The Company has not granted any loans, which are repayable on demand without specifying any terms or period of repayment.
- (iv) In our opinion, and according to the information and explanations given to us, the Company has complied with the provisions of section 186 of the Act in respect of loans and investments made and guarantees and security provided by it, as applicable. Further, the Company has not entered into any transaction covered under section 185 of the Act.



Walker Chandiook & Co LLP

Annexure A referred to in Paragraph 12 of the Independent Auditor's Report of even date to the members of ASK Automotive Limited (formerly known as ASK Automotive Private Limited) on the standalone financial statements for the year ended 31 March 2023 (cont'd)

- (v) In our opinion, and according to the information and explanations given to us, the Company has not accepted any deposits or there are no amounts which have been considered as deemed to be deposits within the meaning of sections 73 to 76 of the Act and the Companies (Acceptance of Deposits) Rules, 2014 (as amended). Accordingly, reporting under clause 3(v) of the Order is not applicable to the Company.
- (vi) The Central Government has specified maintenance of cost records under sub-section (1) of section 148 of the Act only in respect of specified products of the Company. For such products, we have broadly reviewed the books of account maintained by the Company pursuant to the Rules made by the Central Government for the maintenance of cost records under the aforesaid section, and are of the opinion that, prima facie, the prescribed accounts and records have been made and maintained. However, we have not made a detailed examination of the cost records with a view to determine whether they are accurate or complete.
- (vii) (a) In our opinion, and according to the information and explanations given to us, undisputed statutory dues including goods and services tax, provident fund, employees' state insurance, income-tax, sales-tax, service tax, duty of customs, duty of excise, value added tax, cess and other material statutory dues, as applicable, have generally been regularly deposited with the appropriate authorities by the Company, though there have been slight delays in a few cases. Further, no undisputed amounts payable in respect thereof were outstanding at the year-end for a period of more than six months from the date they became payable.
- (b) According to the information and explanations given to us, there are no statutory dues referred in sub-clause (a) above which have not been deposited with the appropriate authorities on account of any dispute except for the following:

Name of the statute	Nature of dues	Gross Amount (₹ In Lakhs)	Amount paid under Protest (₹ In Lakhs)	Period to which the amount relates (Financial Year)	Forum where dispute is pending
Income tax Act, 1961	Dual disallowance of Corporate social responsibility expenses	88.47	-	2020-2021	Centralized Processing Centre

- (viii) According to the information and explanations given to us, no transactions were surrendered or disclosed as income during the year in the tax assessments under the Income Tax Act, 1961 (43 of 1961) which have not been previously recorded in the books of accounts.
- (ix) (a) According to the information and explanations given to us, the Company has not defaulted in repayment of its loans or borrowings or in the payment of interest thereon to any lender.
- (b) According to the information and explanations given to us including confirmations received from banks and financial institution and representation received from the management of the Company, and on the basis of our audit procedures, we report that the Company has not been declared a willful defaulter by any bank or financial institution.
- (c) In our opinion and according to the information and explanations given to us, money raised by way of term loans were applied for the purposes for which these were obtained.



Walker Chandiook & Co LLP

Annexure A referred to in Paragraph 12 of the Independent Auditor's Report of even date to the members of ASK Automotive Limited (formerly known as ASK Automotive Private Limited) on the standalone financial statements for the year ended 31 March 2023 (cont'd)

- (d) In our opinion and according to the information and explanations given to us, and on an overall examination of the standalone financial statements of the Company, funds raised by the Company on short term basis have, prima facie, not been utilised for long term purposes.
- (e) According to the information and explanations given to us and on an overall examination of the standalone financial statements of the Company, the Company has not taken any funds from any entity or person on account of or to meet the obligations of its subsidiary or joint venture.
- (f) According to the information and explanations given to us, the Company has not raised any loans during the year on the pledge of securities held in its subsidiary or joint venture company.
- (x) (a) The Company has not raised any money by way of initial public offer or further public offer (including debt instruments), during the year. Accordingly, reporting under clause 3(x)(a) of the Order is not applicable to the Company.

(b) According to the information and explanations given to us and on the basis of our examination of the records of the Company, the Company has not made any preferential allotment or private placement of shares or (fully, partially or optionally) convertible debentures during the year. Accordingly, reporting under clause 3(x)(b) of the Order is not applicable to the Company.
- (xi) (a) To the best of our knowledge and according to the information and explanations given to us, no fraud by the Company or no material fraud on the Company has been noticed or reported during the period covered by our audit.

(b) According to the information and explanations given to us including the representation made to us by the management of the Company, no report under sub-section 12 of section 143 of the Act has been filed by the auditors in Form ADT-4 as prescribed under Rule 13 of Companies (Audit and Auditors) Rules, 2014, with the Central Government for the period covered by our audit.
- (c) The whistle blower complaints received by the Company during the year, as shared with us by the management have been considered by us while determining the nature, timing and extent of audit procedures.
- (xii) The Company is not a Nidhi Company and the Nidhi Rules, 2014 are not applicable to it. Accordingly, reporting under clause 3(xii) of the Order is not applicable to the Company.
- (xiii) In our opinion and according to the information and explanations given to us, all transactions entered into by the Company, with the related parties are in compliance with section 188 of the Act. The details of such related party transactions have been disclosed in the standalone financial statements etc., as required under Indian Accounting Standard (Ind AS) 24, Related Party Disclosures specified in Companies (Indian Accounting Standards) Rules 2015 as prescribed under section 133 of the Act. As disclosed in note 1 to standalone financial statements (corporate information), the company's status was converted from Private Limited to Public Limited on 6 January 2023 on receipt of the revised certificate of incorporation from the registrar of companies and the Audit Committee under section 177 of the Act was not constituted until the year end. Audit Committee was constituted subsequently with effect from 29 April 2023.
- (xiv) (a) In our opinion and according to the information and explanations given to us, the Company has an internal audit system as per the provisions of section 138 of the Act which is commensurate with the size and nature of its business.

(b) We have considered the reports issued by the Internal Auditors of the Company till date for the period under audit.
- (xv) According to the information and explanation given to us, the Company has not entered into any non-cash transactions with its directors or persons connected with its directors and accordingly, reporting under clause 3(xv) of the Order with respect to compliance with the provisions of section 192 of the Act are not applicable to the Company.



Walker Chandiook & Co LLP

Annexure A referred to in Paragraph 12 of the Independent Auditor's Report of even date to the members of ASK Automotive Limited (formerly known as ASK Automotive Private Limited) on the standalone financial statements for the year ended 31 March 2023 (cont'd)

- (xvi) (a) The Company is not required to be registered under section 45-IA of the Reserve Bank of India Act, 1934. Accordingly, reporting under clauses 3(xvi) (a), (b) and (c) of the Order are not applicable to the Company.
- (b) Based on the information and explanations given to us and as represented by the management of the Company, the Group (as defined in Core Investment Companies (Reserve Bank) Directions, 2016) does not have any Core Investment Company.
- (xvii) The Company has not incurred any cash losses in the current financial year as well as the immediately preceding financial year.
- (xviii) There has been no resignation of the statutory auditors during the year. Accordingly, reporting under clause 3(xviii) of the Order is not applicable to the Company.
- (xix) According to the information and explanations given to us and on the basis of the financial ratios, ageing and expected dates of realisation of financial assets and payment of financial liabilities, other information accompanying the standalone financial statements, our knowledge of the plans of the Board of Directors and management, nothing has come to our attention, which causes us to believe that any material uncertainty exists as on the date of the audit report indicating that Company is not capable of meeting its liabilities existing at the date of balance sheet as and when they fall due within a period of one year from the balance sheet date. We, however, state that this is not an assurance as to the future viability of the company. We further state that our reporting is based on the facts up to the date of the audit report and we neither give any guarantee nor any assurance that all liabilities falling due within a period of one year from the balance sheet date, will get discharged by the company as and when they fall due.
- (xx) (a) According to the information and explanations given to us, there are no unspent amount towards Corporate Social Responsibility pertaining to other than ongoing projects as at end of the current financial year. Accordingly, reporting under clause 3(xx)(a) of the Order is not applicable to the Company.
- (b) According to the information and explanations given to us, the Company has transferred the remaining unspent amount towards Corporate Social Responsibility (CSR) under sub-section (5) of section 135 of the Act, in respect of ongoing project, within a period of 30 days from the end of financial year to a special account in compliance with the provision of sub-section (6) of section 135 of the Act.
- (xxi) The reporting under clause 3(xxi) of the Order is not applicable in respect of audit of standalone financial statements of the Company. Accordingly, no comment has been included in respect of said clause under this report.

For **Walker Chandiook & Co LLP**

Chartered Accountants

Firm's Registration No.: 001076N/N500013


Ashish Gera

Partner

Membership No.: 508685

UDIN: 23508685BGYCQS3842



Place: Gurugram

Date: 16 May 2023

Walker Chandiook & Co LLP

Annexure B to the Independent Auditor's Report of even date to the members of ASK Automotive Limited (formerly known as ASK Automotive Private Limited) on the standalone financial statements for the year ended 31 March 2023

Annexure B

Independent Auditor's Report on the internal financial controls with reference to the standalone financial statements under Clause (i) of Sub-section 3 of Section 143 of the Companies Act, 2013 ('the Act')

1. In conjunction with our audit of the standalone financial statements of ASK Automotive Limited (formerly known as ASK Automotive Private Limited) ('the Company') as at and for the year ended 31 March 2023, we have audited the internal financial controls with reference to standalone financial statements of the Company as at that date.

Responsibilities of Management and Those Charged with Governance for Internal Financial Controls

2. The Company's Board of Directors is responsible for establishing and maintaining internal financial controls based on the internal financial controls with reference to standalone financial statements criteria established by the Company considering the essential components of internal control stated in the Guidance Note on Audit of Internal Financial Controls over Financial Reporting ('the Guidance Note') issued by the Institute of Chartered Accountants of India ('ICAI'). These responsibilities include the design, implementation and maintenance of adequate internal financial controls that were operating effectively for ensuring the orderly and efficient conduct of the Company's business, including adherence to the Company's policies, the safeguarding of its assets, the prevention and detection of frauds and errors, the accuracy and completeness of the accounting records, and the timely preparation of reliable financial information, as required under the Act.

Auditor's Responsibility for the Audit of the Internal Financial Controls with Reference to Standalone Financial Statements

3. Our responsibility is to express an opinion on the Company's internal financial controls with reference to standalone financial statements based on our audit. We conducted our audit in accordance with the Standards on Auditing issued by the ICAI prescribed under Section 143(10) of the Act, to the extent applicable to an audit of internal financial controls with reference to standalone financial statements, and the Guidance Note issued by the ICAI. Those Standards and the Guidance Note require that we comply with ethical requirements and plan and perform the audit to obtain reasonable assurance about whether adequate internal financial controls with reference to standalone financial statements were established and maintained and if such controls operated effectively in all material respects.
4. Our audit involves performing procedures to obtain audit evidence about the adequacy of the internal financial controls with reference to standalone financial statements and their operating effectiveness. Our audit of internal financial controls with reference to standalone financial statements includes obtaining an understanding of such internal financial controls, assessing the risk that a material weakness exists, and testing and evaluating the design and operating effectiveness of internal control based on the assessed risk. The procedures selected depend on the auditor's judgement, including the assessment of the risks of material misstatement of the standalone financial statements, whether due to fraud or error.
5. We believe that the audit evidence we have obtained is sufficient and appropriate to provide a basis for our audit opinion on the Company's internal financial controls with reference to standalone financial statements.

Meaning of Internal Financial Controls with Reference to Standalone Financial Statements

6. A company's internal financial controls with reference to standalone financial statements is a process designed to provide reasonable assurance regarding the reliability of financial reporting and the preparation of standalone financial statements for external purposes in accordance with generally accepted accounting principles. A company's internal financial controls with reference to standalone financial statements include those policies and procedures that (1) pertain to the maintenance of records that, in reasonable detail, accurately and fairly reflect the transactions and dispositions of the assets of the company; (2) provide



Walker ChandioK & Co LLP

Annexure B to the Independent Auditor's Report of even date to the members of ASK Automotive Limited (formerly known as ASK Automotive Private Limited) on the standalone financial statements for the year ended 31 March 2023 (Cont'd)

reasonable assurance that transactions are recorded as necessary to permit preparation of standalone financial statements in accordance with generally accepted accounting principles, and that receipts and expenditures of the company are being made only in accordance with authorisations of management and directors of the company; and (3) provide reasonable assurance regarding prevention or timely detection of unauthorised acquisition, use, or disposition of the company's assets that could have a material effect on the standalone financial statements.

Inherent Limitations of Internal Financial Controls with Reference to Standalone Financial Statements

7. Because of the inherent limitations of internal financial controls with reference to standalone financial statements, including the possibility of collusion or improper management override of controls, material misstatements due to error or fraud may occur and not be detected. Also, projections of any evaluation of the internal financial controls with reference to standalone financial statements to future periods are subject to the risk that the internal financial controls with reference to standalone financial statements may become inadequate because of changes in conditions, or that the degree of compliance with the policies or procedures may deteriorate.

Opinion

8. In our opinion, the Company has, in all material respects, adequate internal financial controls with reference to standalone financial statements and such controls were operating effectively as at 31 March 2023, based on the internal financial controls with reference to standalone financial statements criteria established by the Company considering the essential components of internal control stated in the Guidance Note issued by the ICAI.

For **Walker ChandioK & Co LLP**

Chartered Accountants

Firm's Registration No.: 001076N/N500013


Ashish Gera

Partner

Membership No.: 508685

UDIN: 23508685BGYCQS3842



Place: Gurugram

Date: 16 May 2023

ASK Automotive Limited (formerly known as ASK Automotive Private Limited)
Standalone Balance Sheet as at 31 March 2023
CIN: U34300DL1988PLC030342
(All amounts are in INR Lakhs, except otherwise stated)

	Notes	As at 31 March 2023	As at 31 March 2022
ASSETS			
Non-current assets			
Property, plant and equipment	3	44,745.44	46,301.79
Capital work-in-progress	3	652.82	203.73
Right-of-use assets	4A	721.64	1,437.40
Goodwill	4B	18,191.01	18,191.01
Other intangible assets	4C	310.77	418.56
Financial assets			
(i) Investments	5	4,387.00	3,186.50
(ii) Loans	5A	6,015.78	3,166.60
(iii) Other financial assets	6	1,173.92	912.14
Non-current tax assets (net)	7	66.31	495.05
Other non-current assets	8	359.39	251.86
Total non-current assets		76,624.08	74,564.64
Current assets			
Inventories	9	15,312.95	12,436.95
Financial assets			
(i) Loans	5A	266.63	-
(ii) Trade receivables	10	21,062.13	20,116.05
(iii) Cash and cash equivalents	11	110.91	94.59
(iv) Bank balances other than (iii) above	12	15.00	26.48
(v) Other financial assets	6	691.00	46.40
Other current assets	8	1,352.25	903.73
Total current assets		38,810.87	33,624.20
Assets held for sale	3.6	-	106.00
Total assets		115,434.95	108,294.84
EQUITY AND LIABILITIES			
Equity			
Equity share capital	13	3,942.85	4,017.85
Other equity	14	65,138.95	62,555.97
Total equity		69,081.80	66,573.82
Non-current liabilities			
Financial liabilities			
(i) Borrowings	15	6,306.05	4,723.77
(ii) Lease liabilities	16	83.87	810.65
Provisions	17	2,562.25	2,403.34
Deferred tax liabilities (net)	19	2,796.11	2,971.42
Total non-current liabilities		11,748.28	10,909.18
Current liabilities			
Financial liabilities			
(i) Borrowings	20	10,044.39	5,744.44
(ii) Lease Liabilities	16	658.69	651.63
(iii) Trade payables			
(a) Total outstanding dues of micro enterprises and small enterprises	21	4,305.35	3,174.96
(b) Total outstanding dues of creditors other than micro enterprises and small enterprises	21	12,746.85	14,704.02
(iv) Other financial liabilities	22	2,187.51	2,094.18
Provisions	17	721.78	554.30
Current tax liabilities (net)	23	281.28	268.87
Other current liabilities	18	3,659.02	3,619.44
Total current liabilities		34,604.87	30,811.84
Total liabilities		46,353.15	41,721.02
Total equity and liabilities		115,434.95	108,294.84

The accompanying notes are an integral part of the standalone financial statements (1-50).

This is the standalone balance sheet referred to in our report of even date.

For Walker Chandio & Co LLP
Chartered Accountants
Firm's Registration No.: 001076N/N500013


Ashish Gera
Partner
Membership No.: 508685
Place: Gurugram
Date: 16 May 2023


Kuldip Singh Rathee
Managing Director
DIN: 00041032
Place: Gurugram
Date: 16 May 2023

For and on behalf of the Board of Directors of
ASK Automotive Limited (formerly known as ASK Automotive Private Limited)


Prashant Rathee
Executive Director
DIN: 00041081


Naresh Kumar
Chief Financial Officer


Rajani Sharma
Company Secretary
M.No. 14391



ASK Automotive Limited (formerly known as ASK Automotive Private Limited)
Standalone Statement of Profit and Loss for the year ended 31 March 2023
CIN: U34300DL1988PLC030342
(All amounts are in INR Lakhs, except otherwise stated)

	Notes	For the year ended 31 March 2023	For the year ended 31 March 2022
Income			
Revenue from operations	24	255,542.49	201,310.16
Other income	25	1,495.18	1,169.52
Total income		257,037.67	202,479.68
Expenses			
Cost of material consumed	26	179,856.45	140,380.75
Changes in inventories of finished goods and work-in-progress	27	(1,655.33)	(1,035.42)
Employee benefits expense	28	13,910.38	12,270.21
Finance costs	29	1,085.34	805.19
Depreciation and amortisation expense	30	5,978.35	5,582.51
Other expenses	31	40,054.54	32,808.10
Dies for own use		(471.87)	(237.95)
Total expenses		238,757.86	190,573.39
Profit before tax		18,279.81	11,906.29
Tax expenses			
Current Tax			
- Current year	32	4,851.05	3,168.18
- Prior years	32	6.63	(13.97)
Deferred tax	32	(177.11)	(120.99)
Total tax expenses		4,680.57	3,033.22
Profit after tax for the year		13,599.24	8,873.07
Other comprehensive income:			
(i) Items that will not be reclassified to profit or loss in subsequent years:			
Remeasurement of post employment benefit obligations		7.17	126.61
(ii) Income tax relating to items that will not be reclassified to profit or loss in subsequent years			
	32	(1.80)	(31.87)
Other comprehensive income for the year, net of tax		5.37	94.74
Total comprehensive income for the year		13,604.61	8,967.81
Earnings per equity share (INR)			
Basic and Diluted	33	6.83	4.39

The accompanying notes are an integral part of the standalone financial statements (1-50).

This is the standalone statement of profit and loss referred to in our report of even date.

For Walker ChandioK & Co LLP
Chartered Accountants
Firm's Registration No.: 001076N/N500013


Ashish Gera
Partner
Membership No.: 508685


Place: Gurugram
Date: 16 May 2023



For and on behalf of the Board of Directors of
ASK Automotive Limited (formerly known as ASK Automotive Private Limited)


Kuldip Singh Rathee
Managing Director
DIN: 00041032

Place: Gurugram
Date: 16 May 2023


Prashant Rathee
Executive Director
DIN: 00041081


Naresh Kumar
Chief Financial Officer


Rajani Sharma
Company Secretary
M.No. 14391



ASK Automotive Limited (formerly known as ASK Automotive Private Limited)
Standalone Statement of Cash Flows for the year ended 31 March 2023
CIN: U34300DL1988PLC030342

(All amounts are in INR Lakhs, except otherwise stated)

	For the year ended 31 March 2023	For the year ended 31 March 2022
A. Cash flow from operating activities		
Profit before tax	18,279.81	11,906.29
Adjustment to reconcile profit before tax to net cash flows:		
Depreciation and amortisation expense	5,978.35	5,582.51
Excess liability / provision written back	(138.43)	(393.11)
Provision for doubtful debts	12.12	0.01
Net unrealised profit on foreign currency transaction	(18.67)	(64.77)
Government grant	(284.26)	(247.45)
Loss/(Gain) on sale/discarding of property, plant and equipment	28.10	(2.50)
Gain on assets held for sale	(6.00)	-
Amount written off	20.74	-
Interest income classified as investing cash flow	(563.92)	(214.23)
Finance cost	1,081.74	792.83
Gain on lease modifications	(17.23)	(0.26)
Operating profit before working capital changes	24,372.35	17,359.32
Movements in working capital :		
Change in trade receivables	(942.08)	(4,193.58)
Change in inventories	(2,876.00)	(1,168.87)
Change in trade payables	(824.23)	2,942.64
Change in financial assets	(511.58)	(134.66)
Change in other assets	(449.59)	(221.69)
Change in other financial liabilities	255.39	1,311.83
Change in provisions	333.56	279.84
Change in other liabilities	291.17	1,310.50
Cash generated from operations	19,648.99	17,485.33
Direct taxes paid (net of refunds)	(4,435.80)	(3,016.86)
Net cash flow from operating activities (A)	15,213.19	14,468.47
B. Cash flow from investing activities		
Purchase of property, plant and equipment and intangible assets (including capital work in progress)	(4,689.89)	(8,388.12)
Proceeds from sale of property, plant and equipment	423.05	86.94
Proceeds from assets held for sale	106.00	318.00
Purchase of non current investments (net)	(1,200.50)	(75.00)
Unsecured Loans given	(3,115.80)	(2,100.10)
(Purchase)/Redemption of fixed deposits (net)	(54.81)	10.33
Interest received	235.66	216.06
Net cash used in investing activities (B)	(8,296.29)	(9,931.89)
C. Cash flow from financing activities		
Movement of short term borrowings (net)	4,617.05	1,414.00
Proceeds from long term borrowings	3,614.00	2,698.84
Repayment of long term borrowings (including current maturities)	(2,349.87)	(1,635.02)
Principal payment of finance lease liability (refer note 43)	(628.91)	(587.83)
Interest payment of finance lease liability (refer note 43)	(79.18)	(128.17)
Interest paid	(977.04)	(667.94)
Payment for buyback of equity shares	(9,000.00)	(5,992.50)
Payment of tax on buyback of equity shares	(2,096.63)	(1,396.02)
Net cash used in financing activities (C)	(6,900.58)	(6,294.64)
Net Increase/(Decrease) in cash and cash equivalents (A+B+C)	16.32	(1,758.06)
Cash and cash equivalents at beginning of the financial year	94.59	1,852.65
Cash and cash equivalents at end of the financial year (refer note 11)	110.91	94.59
Reconciliation of cash and cash equivalents as per the Standalone Statement of Cash Flows:		
	As at 31 March 2022	As at 31 March 2021
Cash and cash equivalents as per above comprises of the following :		
- Cash on hand	4.76	5.54
- Balance in current accounts	106.15	89.05
Balances as per standalone statement of cash flows	110.91	94.59

The standalone statement of cash flows has been prepared under the "Indirect Method" as set out in Ind AS 7 "Statement of Cash Flows".

The accompanying notes are an integral part of the standalone financial statements (1-50).

This is the standalone statement of cash flows referred to in our report of even date.

For Walker Chandiook & Co LLP
Chartered Accountants
Firm's Registration No.: 001076N/N500013


Ashish Gera
Partner
Membership No.: 508685

Place: Gurugram
Date: 16 May 2023



For and on behalf of the Board of Directors of
ASK Automotive Limited (formerly known as ASK Automotive Private Limited)


Kuldip Singh Rathee
Managing Director
DIN: 00041032

Place: Gurugram
Date: 16 May 2023


Prashant Rathee
Executive Director
DIN: 00041081


Ansh Kumar
Chief Financial Officer


Rajani Sharma
Company Secretary
M.No. 14391



ASK Automotive Limited (formerly known as ASK Automotive Private Limited)
Standalone Statement of Changes in Equity for the year ended 31 March 2023
CIN: U34300DL1988PLC030342

(All amounts are in INR Lakhs, except otherwise stated)

A. Equity Share Capital*

As at 31 March 2023

Balance as at 1 April 2022 (equity share of INR 2 each)	Changes in equity share capital	Balance as at 31 March 2023 (equity share of INR 2 each)
4,017.85	(75.00)	3,942.85

As at 31 March 2022

Balance as at 1 April 2021 (equity share of INR 2 each)	Changes in equity share capital	Balance as at 31 March 2022 (equity share of INR 2 each)
4,068.85	(51.00)	4,017.85

* Refer Note No. 13 for details

B. Other Equity #

As at 31 March 2023

Particulars	Reserves and Surplus				Total other equity
	Capital redemption reserve	General reserve	Securities premium	Retained earnings	
As at 1 April 2022	59.00	10.05	94.05	62,392.87	62,555.97
Profit for the year	-	-	-	13,599.24	13,599.24
Other comprehensive income	-	-	-	5.37	5.37
Total comprehensive income for the year	-	-	-	13,604.61	13,604.61
Less: Transferred to capital redemption reserve (refer note 13 (vii))	75.00	-	-	(75.00)	-
Less: Buyback of shares (refer note 13 (vii))	-	-	-	(8,925.00)	(8,925.00)
Less: Income tax on buyback of shares	-	-	-	(2,096.63)	(2,096.63)
As at 31 March 2023	134.00	10.05	94.05	64,900.85	65,138.95

As at 31 March 2022

Particulars	Reserves and Surplus				Total other equity
	Capital redemption reserve	General reserve	Securities premium	Retained earnings	
As at 01 April 2021	8.00	10.05	94.05	60,813.58	60,925.68
Profit for the year	-	-	-	8,873.07	8,873.07
Other comprehensive income	-	-	-	94.74	94.74
Total comprehensive income for the year	-	-	-	8,967.81	8,967.81
Less: Transferred to capital redemption reserve (refer note 13 (vii))	51.00	-	-	(51.00)	-
Less: Buyback of shares (refer note 13 (vii))	-	-	-	(5,941.50)	(5,941.50)
Less: Income tax on buyback of shares	-	-	-	(1,396.02)	(1,396.02)
As at 31 March 2022	59.00	10.05	94.05	62,392.87	62,555.97


For nature and purpose of each reserve refer note 14.1

refer note 14 for details.

The accompanying notes are an integral part of the standalone financial statements (1-50).

This is the standalone statement of changes in equity referred to in our report of even date.


For Walker ChandioK & Co LLP
 Chartered Accountants
 Firm's Registration No.: 001076N/N500013



Ashish Gera
 Partner
 Membership No.: 508685

Place: Gurugram
 Date: 16 May 2023



For and on behalf of the Board of Directors of
ASK Automotive Limited (formerly known as ASK Automotive Private Limited)


Kuldip Singh Rathee
 Managing Director
 DIN: 00041032


Prashant Rathee
 Executive Director
 DIN: 00041081


Naresh Kumar
 Chief Financial Officer


Rajani Sharma
 Company Secretary
 M.No. 14391

Place: Gurugram
 Date: 16 May 2023



ASK Automotive Limited (formerly known as ASK Automotive Private Limited)

Notes forming part of standalone financial statements

CIN: U34300DL1988PLC030342

(All amounts are in INR Lakhs, except otherwise stated)

1. Corporate Information

ASK Automotive Limited (Formerly known as ASK Automotive Private Limited) ('the Company') is a Public Limited Company domiciled in India, with its registered office situated at Flat No. 104, 929/1, Naiwala, Faiz Road, Karol Bagh, New Delhi-110005. The Company has one wholly owned subsidiary and one Joint Venture Company in India. The Company was incorporated as a private limited (ASK Automotive Private Limited) on 18 January 1988. The Company during the year passed a special resolution in the extraordinary general meeting of the shareholders held on 7 December 2022 for conversion to a public limited Company. The Company received a certificate of incorporation from the Registrar of Companies on 6 January 2023 and was converted to a public company.

The Company is engaged in the business of manufacturing of auto components including advance braking systems, aluminum light weighting precision solutions and safety control cables primarily for automobile industry. The Company is supplier to the major leading Original Equipment Manufacturers (OEMs) in India like Honda, Hero MotoCorp, Bajaj Auto, TVS Motors, Suzuki, Yamaha, Mahindra, Royal Enfield, OLA, Ather, Revolt, Maruti, Piaggio etc. and having strong presence in secondary market (Independent aftermarket). The Company has manufacturing facilities in the states of Haryana, Karnataka, Gujarat, Himachal Pradesh and Uttarakhand.

These standalone financial statements for the year ended 31 March 2023 (reporting date) have been prepared as per the requirements of Schedule III of the Companies Act, 2013.

2. Basis of preparation

a. Statement of compliance with Ind AS

These standalone financial statements ('financial statements') of the Company have been prepared in accordance with the Indian Accounting Standards (hereinafter referred to as the 'Ind AS') as notified by Ministry of Corporate Affairs ('MCA') under section 133 of the Companies Act 2013 ('Act') read with the Companies (Indian Accounting Standards) Rules, 2015 and presentation requirements of Division II of Schedule III to the Companies Act, 2013, (Ind AS compliant Schedule III), as applicable. The Company has uniformly applied the accounting policies during the periods presented.

The financial statements for the year ended 31 March 2023 were authorized and approved for issue by the Board of Directors on 16 May 2023.

b. Functional and presentation currency

These standalone financial statements are presented in Indian rupees ('INR'), which is also the Company's functional currency. All amounts have been rounded-off to the nearest lakhs upto two place of decimal, unless otherwise indicated.

c. Basis of measurement

The standalone financial statements have been prepared on going concern basis in accordance with accounting principles generally accepted in India. The standalone financial statements have been prepared on the historical cost basis except for the following items:

<u>Items</u>	<u>Measurement basis</u>
Certain financial assets and liabilities	Fair value
Defined benefits (assets)/liability	Present value of defined benefits obligations



ASK Automotive Limited (formerly known as ASK Automotive Private Limited)

Notes forming part of standalone financial statements (continued)

CIN: U34300DL1988PLC030342

(All amounts are in INR Lakhs, except otherwise stated)

d. Use of estimates and judgements

The preparation of standalone financial statements in conformity with generally accepted accounting principles require management to make judgments, estimates and assumptions that affect the application of accounting policies and the reported amounts of assets, liabilities, income and expenses and the disclosure of contingent liabilities on the date of the standalone financial statements. Actual results could differ from those estimates. Estimates and underlying assumptions are reviewed on an ongoing basis. Any revision to accounting estimates are recognized prospectively in current and future periods. Information about judgments made in applying accounting policies that have the most significant effects on the amounts recognized in the standalone financial statements is included in the following notes:

Significant estimates

Useful lives of depreciable/amortisable assets – Management reviews its estimate of the useful lives of depreciable/amortisable assets at each reporting date, based on the expected utility of the assets. Uncertainties in these estimates relate to technical and economic obsolescence that may change the utility of assets.

Defined benefit obligation (DBO) – Management’s estimate of the DBO is based on underlying assumptions such as standard rates of inflation, mortality, discount rate and anticipation of future salary increases. Variation in these assumptions may significantly impact the DBO amount and the annual defined benefit expenses.

Recognition of deferred tax assets – The extent to which deferred tax assets can be recognized is based on an assessment of the probability of the future taxable income against which the deferred tax assets can be utilized.

Significant judgments

Contingent liabilities – At each balance sheet date, on the basis of the management judgment, changes in facts and legal aspects, the Company assesses the requirement of disclosure against the outstanding contingent liabilities. However, the actual future outcome may be different from this judgement.

Impairment of financial assets – At each balance sheet date, based on historical default rates observed over expected life, the management assesses the expected credit loss on outstanding financial assets.

Evaluation of indicators for impairment of assets – The evaluation of applicability of indicators of impairment of assets requires assessment of several external and internal factors which could result in deterioration of recoverable amount of the assets.

Classification of leases – The Company enters into leasing arrangements for various premises. The assessment (including measurement) of the lease is based on several factors, including, but not limited to, transfer of ownership of leased asset at end of lease term, lessee’s option to extend/terminate etc. After the commencement date, the Company reassesses the lease term if there is a significant event or change in circumstances that is within its control and affects its ability to exercise or not to exercise the option to extend or to terminate.

e. Measurement of fair values

A number of the Company’s accounting policies and disclosures require measurement of fair values, for both financial and non-financial assets and liabilities. The Company has an established control framework with respect to measurement of fair values. This includes treasury division which is responsible for overseeing all significant fair value measurements, including Level 3 fair values, and report directly to chief financial officer.



ASK Automotive Limited (formerly known as ASK Automotive Private Limited)

Notes forming part of standalone financial statements (continued)

CIN: U34300DL1988PLC030342

(All amounts are in INR Lakhs, except otherwise stated)

Fair values are categorised into different levels in a fair value hierarchy based on the inputs used in the valuation techniques as follows.

Level 1: Quoted prices (unadjusted) in active markets for financial instruments.

Level 2: The fair value of financial instruments that are not traded in an active market is determined using valuation techniques which maximize the use of observable market data rely as little as possible on entity specific estimates.

Level 3: If one or more of the significant inputs is not based on observable market data, the instrument is included in level 3.

When measuring the fair value of an asset or liability, the Company uses observable market data as far as possible. The Company recognises transfers between levels of the fair value hierarchy at the end of the reporting period during which the changes have occurred.

2A. Significant accounting policies

(a) Current-non-current classification

All assets and liabilities are classified into current and non-current.

Assets

An asset is classified as current when it satisfies any of the following criteria:

- a) it is expected to be realised in, or is intended for sale or consumption in, the normal operating cycle;
- b) it is held primarily for the purpose of being traded;
- c) it is expected to be realised within 12 months after the reporting date; or
- d) it is cash or cash equivalent unless it is restricted from being exchanged or used to settle a liability for at least 12 months after the reporting date.

Current assets include the current portion of non-current financial assets. All other assets are classified as non-current.

Liabilities

A liability is classified as current when it satisfies any of the following criteria:

- a) it is expected to be settled in the normal operating cycle;
- b) it is held primarily for the purpose of being traded;
- c) it is due to be settled within 12 months after the reporting date; or
- d) the company does not have an unconditional right to defer settlement of the liability for at least 12 months after the reporting date. Terms of a liability that could, at the option of the counterparty, result in its settlement by the issue of equity instruments do not affect its classification.

Current liabilities include current portion of non-current financial liabilities. All other liabilities are classified as non-current.

Operating cycle

Operating cycle is the time between the acquisition of assets for processing and their realisation in cash or cash equivalents. The Company has determined its operating cycle as 12 months for the purpose of classification of its assets and liabilities as current and non-current.

(b) Foreign currency transactions

i. Initial recognition

Transactions in foreign currencies are translated into the functional currency of the Company at the exchange rates at the date of the transaction.



ASK Automotive Limited (formerly known as ASK Automotive Private Limited)

Notes forming part of standalone financial statements (continued)

CIN: U34300DL1988PLC030342

(All amounts are in INR Lakhs, except otherwise stated)

ii. Measurement at reporting date

Monetary assets and liabilities denominated in foreign currencies are translated into the functional currency at the exchange rate at the reporting date. Non-monetary assets and liabilities that are measured based on historical cost in a foreign currency are translated at the exchange rate at the date of the transaction. Exchange differences on restatement/ settlement of all monetary items are recognized in the standalone statement of profit and loss.

(c) Financial instruments

A financial instrument is any contract that gives rise to a financial asset of one entity and a financial liability or equity instrument of another entity.

i. Recognition and initial measurement

All financial assets and financial liabilities are recognised when the Company becomes a party to the contractual provisions of the instrument and are measured initially at fair value adjusted for transaction costs, except for those carried at fair value through Profit and Loss which are measured initially at fair value. However, trade receivables are recognised initially at the transaction price as they do not contain significant financing components.

ii. Classification and subsequent measurement

Financial assets

On initial recognition, a financial asset is classified as measured at

- amortised cost; or
- fair value through profit or loss ('FVTPL')

Financial assets are not reclassified subsequent to their initial recognition, except if and in the period the Company changes its business model for managing financial assets.

A financial asset is measured at amortised cost if it meets both of the following conditions:

- the asset is held within a business model whose objective is to hold assets to collect contractual cash flows; and
- the contractual terms of the financial asset give rise on specified dates to cash flows that are solely payments of principal and interest on the principal amount outstanding.

All financial assets not classified as measured at amortised cost as described above are measured at FVTPL.

Investment in equity instrument are classified at fair value through profit or loss, unless the Company irrevocably elects on initial recognition to present subsequent changes in fair value in other comprehensive income for investments in equity instruments which are not held for trading.

Financial liabilities

Financial liabilities are classified as measured at amortised cost or FVTPL. A financial liability is classified as at FVTPL if it is classified as held for trading, or it is a derivative or it is designated as such on initial recognition. Financial liabilities at FVTPL are measured at fair value and net gains and losses, including any interest expense, are recognized in statement of profit or loss. Other financial liabilities are subsequently measured at amortised cost using the effective interest method. The Company does not have any fixed liabilities under the category of FVTPL.



ASK Automotive Limited (formerly known as ASK Automotive Private Limited)

Notes forming part of standalone financial statements (continued)

CIN: U34300DL1988PLC030342

(All amounts are in INR Lakhs, except otherwise stated)

iii. Derecognition

Financial assets

The Company de-recognises a financial asset when the contractual rights to the cash flows from the financial asset expire, or it transfers the rights to receive the contractual cash flows in a transaction in which substantially all of the risks and rewards of ownership of the financial asset are transferred or in which the Company neither transfers nor retains substantially all of the risks and rewards of ownership and does not retain control of the financial asset.

Financial liabilities

The Company de-recognises a financial liability when its contractual obligations are discharged or cancelled, or expire. The Company also de-recognises a financial liability when its terms are modified and the cash flows under the modified terms are substantially different. In this case, a new financial liability based on the modified terms is recognized at fair value. The difference between the carrying amount of the financial liability extinguished and the new financial liability with modified terms is recognized in statement of profit and loss.

iv. Offsetting

Financial assets and liabilities are offset and the net amount is reported in the standalone balance sheet where there is a legally enforceable right to offset the recognised amounts and there is an intention to settle on a net basis or realise the asset and settle the liability simultaneously. The legally enforceable right must not be contingent on future events and must be enforceable in the normal course of business and in the event of default, insolvency or bankruptcy of the group or the counterparty.

(d) Equity Investment in subsidiary and joint venture

Investments in equity instruments of joint venture and subsidiary company are accounted for at cost less any provision for impairment in accordance with Ind AS 27 Separate Financial Statements.

(e) Property, plant and equipment

i. Recognition and measurement

Freehold Land is carried at cost and other items of property, plant and equipment are initially measured at cost of acquisition or construction which includes capitalized borrowing cost. The cost of an item of property, plant and equipment comprises its purchase price, including import duties and other non-refundable purchase taxes or levies, any directly attributable cost of bringing the asset to its working condition for its intended use and estimated cost of dismantling and removing the item and restoring the site on which it is located. Any trade discounts and rebates are deducted in arriving at the purchase price. After initial recognition, items of property, plant and equipment are carried at its cost less any accumulated depreciation and / or accumulated impairment loss, if any.

The cost of a self-constructed item of property, plant and equipment comprises the cost of materials and direct labor, any other costs directly attributable / allocable to bring the item to working condition for its intended use.

If significant parts of an item of property, plant and equipment have different useful lives, then they are accounted for as separate items (major components) of property, plant and equipment.

Gains or losses arising on sale/disposal of items of property, plant and equipment are recognized in the standalone statement of profit and loss.



ASK Automotive Limited (formerly known as ASK Automotive Private Limited)

Notes forming part of standalone financial statements (continued)

CIN: U34300DL1988PLC030342

(All amounts are in INR Lakhs, except otherwise stated)

Capital work-in-progress comprises the cost of fixed assets that are not ready for their intended use at the reporting date.

ii. Subsequent expenditure

Subsequent expenditure is capitalized only if it is probable that the future economic benefits associated with the expenditure will flow to the Company.

iii. Depreciation

Depreciation on items of property, plant and equipment is provided on the straight-line method based on the estimated useful life of each asset as determined by the management. Depreciation is charged over the number of shift a plant or equipment is used in the business in accordance with schedule II of the Companies Act. Depreciation for assets purchased during the year is proportionately charged i.e. from the date on which asset is ready for use. Depreciation for assets sold during the year is proportionately charged i.e. up to the date on which asset is disposed off.

The useful lives have been determined based on internal evaluation done by management and are in line with the estimated useful lives, to the extent prescribed by the Schedule II of the Companies Act.

	Life in Years
Buildings	30
Plant and machinery	15 to 20
Electrical installations	10
Furniture and fixtures	10
Office equipments	5
Vehicles	8
Dies and Moulds	7 to 10
Computers	3

Based on internal valuation done by the management, Hangers and trollies are depreciated at year end based on the physical availability of respective assets.

Depreciation method, useful lives and residual values are reviewed at each financial year-end and adjusted if appropriate.

Modification or extension to an existing asset, which is of capital nature, and which becomes an integral part thereof is depreciated prospectively over the remaining useful life of that asset.

(f) Goodwill

Represents amounts paid over the identifiable assets towards Business Takeover transaction is carried forward based on assessment of benefits arising from such goodwill in future. Goodwill is tested for impairment annually at each balance sheet date in accordance with the Company's procedure for determining the recoverable amount of such assets. The recoverable amount of Cash Generating Unit (CGU) is based on value in use. The value in use for Goodwill is determined based on discounted cash flow projections.

(g) Other Intangible Assets

i. Recognition and initial measurement

Other intangible assets that are acquired by the Company are measured initially at cost. After initial recognition, an intangible asset is carried at its cost less any accumulated amortisation and any accumulated impairment loss.



ASK Automotive Limited (formerly known as ASK Automotive Private Limited)

Notes forming part of standalone financial statements (continued)

CIN: U34300DL1988PLC030342

(All amounts are in INR Lakhs, except otherwise stated)

ii. Subsequent expenditure

Subsequent expenditure is capitalized only if it is probable that the future economic benefits associated with the expenditure will flow to the Company.

Distribution network

Represents allocation of amounts paid towards Business Takeover transaction is carried forward based on assessment of benefits arising from such network in future. Such expenditure is amortised on period of ten years on straight line basis.

The above periods also represent the management's estimation of economic useful life of the respective intangible assets.

Amortisation method, useful lives and residual values are reviewed at each financial year-end and adjusted if appropriate.

iii. Amortisation

Technical know-how is being amortised over a period of seven years on a straight line basis.

Computer software is being amortised over a period of six years on a straight line basis.

(h) Inventories

Inventories which comprise of raw material, work in progress, finished goods, packing material and stores and spares are valued at the lower of cost and net realisable value. Cost of inventories comprises all cost of purchase, cost of conversion and other costs incurred in bringing the inventories to their present location and condition.

The basis of determining costs for various categories of inventories are as follows: -

Raw materials, components, stores and spares, Packing material, Loose Tools, gauges and instruments	- Weighted Average Method
Work-in-progress and finished goods	- Material cost plus appropriate proportion of labour, manufacturing overheads.

Net realisable value is the estimated selling price in the ordinary course of business, less the estimated costs of completion and the estimated costs necessary to make the sale.

The net realisable value of work-in-progress is determined with reference to the selling prices of related finished goods. Raw materials held for use in production of finished goods are not written down below cost, except in cases where material prices have declined, and it is estimated that the cost of the finished goods will exceed its net realisable value. The comparison of cost and net realizable value is made on an item-by-item basis.

(i) Non-current assets held for sale

The Company classifies non-current assets as held for sale if their carrying amounts will be recovered principally through a sale rather than through continuing use. Such non-current assets classified as held for sale are measured at the lower of their carrying amount and fair value less costs to sell. Any expected loss is recognized immediately in the statement of profit and loss. The criteria for held for sale classification is regarded as met only when the assets is available for immediate sale in its present condition, subject only to



ASK Automotive Limited (formerly known as ASK Automotive Private Limited)

Notes forming part of standalone financial statements (continued)

CIN: U34300DL1988PLC030342

(All amounts are in INR Lakhs, except otherwise stated)

terms that are usual and customary for sales of such assets, its sale is highly probable; and it will genuinely be sold. The Company treats sale of the asset to be highly probable when:

- i. The appropriate level of management is committed to a plan to sell the asset;
- ii. An active programme to locate a buyer and complete the plan has been initiated (if applicable);
- iii. The asset is being actively marketed for sale at a price that is reasonable in relation to its current fair value;
- iv. The sale is expected to qualify for recognition as a completed sale within one year from the date of classification, and
- v. Actions required to complete the plan indicate that it is unlikely that significant changes to the plan will be made or that the plan will be withdrawn.

Property, plant and equipment and intangible assets once classified as held for sale are not depreciated or amortised. Assets and liabilities classified as held for sale are presented separately as current items in the consolidated balance sheet.

(j) Trade Receivables

Trade receivables are amounts due from customers for goods sold or services performed in the ordinary course of business and reflects Company's unconditional right to consideration (that is, payment is due only on the passage of time). Trade receivables are recognised initially at the transaction price as they do not contain significant financing components. The Company holds the trade receivables with the objective of collecting the contractual cash flows and therefore measures them subsequently at amortised cost using the effective interest method, less loss allowance.

Transfer of Financial Assets

The Company transfers certain trade receivables under invoice discounting arrangements. These do not qualify for derecognition, due to existence of the recourse arrangement. Consequently the proceeds received from such transfers with recourse arrangements are recorded as loans from banks / financial institutions and classified under short-term borrowings.

(k) Impairment of assets


Impairment of financial assets

The Company recognizes loss allowances using the Expected Credit Loss (ECL) model for the financial assets which are not fair valued through profit or loss. Loss allowance for trade receivables with no significant financing component is measured at an amount equal to lifetime ECL. For all other financial assets, expected credit losses are measured at an amount equal to the 12-month ECL, unless there has been a significant increase in credit risk from initial recognition, in which case those financial assets are measured at lifetime ECL. The changes (incremental or reversal) in loss allowance computed using ECL model, are recognised as an impairment gain or loss in the standalone statement of profit and loss.

Impairment of non-financial assets

The Company's non-financial assets are reviewed at each reporting date to determine if there is indication of any impairment. If any indication exists, the asset's recoverable amount is estimated. Assets that do not generate independent cash flows are grouped together into cash generating units (CGU). An impairment loss is recognised whenever the carrying amount of an asset or its cash generating unit exceeds its recoverable amount. Recoverable amount is determined:

- i. in case of an individual asset, at the higher of the net selling price and the value in use; and
- ii. in case of a cash generating unit (a group of assets that generates identified, independent cash flows), at the higher of the cash generating unit's net selling price and the value in use.



ASK Automotive Limited (formerly known as ASK Automotive Private Limited)

Notes forming part of standalone financial statements (continued)

CIN: U34300DL1988PLC030342

(All amounts are in INR Lakhs, except otherwise stated)

(The amount of value in use is determined as the present value of estimated future cash flows from the continuing use of an asset and from its disposal at the end of its useful life. For this purpose, the discount rate (pre-tax) is determined based on the weighted average cost of capital of the respective company suitably adjusted for risks specified to the estimated cash flows of the asset). For this purpose, a cash generating unit is ascertained as the smallest identifiable group of assets that generates cash inflows that are largely independent of the cash inflows from other assets or groups of assets.

Impairment losses are recognised in the standalone statement of profit and loss. An impairment loss is reversed if there has been a change in the estimates used to determine the recoverable amount. An impairment loss is reversed only to the extent that the asset's carrying amount does not exceed the carrying amount that would have been determined net of depreciation or amortisation, if no impairment loss had been recognised.

(l) Trade and other payables

Trade and other payables represent liabilities for goods or services provided to the Company prior to the end of financial year which are unpaid.

(m) Borrowings

Borrowings are initially recognised at fair value, net of transaction costs incurred. Borrowings are subsequently measured at amortised cost. Any difference between the proceeds (net of transaction costs) and the redemption amount is recognised in profit or loss over the period of the borrowings using the effective interest rate method. Borrowings are de-recognised from the balance sheet when the obligation specified in the contract is discharged, cancelled or expired. The difference between the carrying amount of a financial liability that has been extinguished or transferred to another party and the consideration paid, including any non-cash assets transferred or liabilities assumed, is recognised in profit or loss.

(n) Employee benefits

i) Short-term employee benefits

Employee benefits payable within twelve months of receiving employee services are classified as short-term employee benefits. These benefits include salaries and wages, bonus, etc. The undiscounted amount of short-term employee benefits to be paid in exchange for employee services is recognised as an expense in standalone statement of profit and loss as the related service is rendered by employees.

ii) Other long-term employee benefits:

Other long-term employee benefits are recognised as an expense in the standalone statement of profit and loss as and when they accrue. The Company determines the liability using the Projected Unit Credit Method, with actuarial valuations carried out as at the balance sheet date. Actuarial gains and losses in respect of such benefits are charged to the standalone statement of profit and loss.

iii) Post employment obligations

a. Defined Contribution Plans:

The Company makes payments to defined contribution plans such as provident fund and employees' state insurance. The Company has no further payment obligations once the contributions have been paid. The contributions are accounted for as defined contribution plans and the contributions are recognised as employee benefit expense when they are due. Prepaid contributions are recognised as an asset to the extent that a cash refund or a reduction in the future payments is available.



ASK Automotive Limited (formerly known as ASK Automotive Private Limited)

Notes forming part of standalone financial statements (continued)

CIN: U34300DL1988PLC030342

(All amounts are in INR Lakhs, except otherwise stated)

b. Defined Benefit Plans:

The liability or asset recognised in the balance sheet in respect of defined benefit gratuity plans is the present value of the defined benefit obligation at the end of the reporting period less the fair value of plan assets. The defined benefit obligation is calculated annually by actuaries using the projected unit credit method.

The net interest cost is calculated by applying the discount rate to the balance of the defined benefit obligation and the fair value of plan assets. This cost is included in employee benefit expense in the standalone statement of profit and loss.

Remeasurement gains and losses arising from experience adjustments and changes in actuarial assumptions are recognised in the period in which they occur, directly in other comprehensive income. They are included in retained earnings in the standalone statement of changes in equity and in the balance sheet.

Changes in the present value of the defined benefit obligation resulting from plan amendments or curtailments are recognised immediately in profit and loss as past service cost.

(o) Provisions

A provision is recognised if, as a result of a past event, the Company has a present obligation that can be estimated reliably, and it is probable that an outflow of economic benefits will be required to settle the obligation. Provisions are recognised at the best estimate of the expenditure required to settle the present obligation at the balance sheet date.

(p) Revenue recognition

Revenue is recognised to the extent that it is probable that the economic benefits will flow to the Company and the revenue can be reliably measured, regardless of when the payment is being made..

However, Goods and Services Tax (GST) is not received by the Company on its own account. Rather, it is tax collected on value added to the commodity or supplies made by the seller on behalf of the government. Accordingly, it is excluded from revenue.

Sale of goods

Revenue from sale of goods is recognized based on a 5-Step Methodology which is as follows:

Step 1: Identify the contract(s) with a customer

Step 2: Identify the performance obligation in contract

Step 3: Determine the transaction price

Step 4: Allocate the transaction price to the performance obligations in the contract

Step 5: Recognise revenue when (or as) the entity satisfies a performance obligation

Revenue from sale of goods is recognized at the point in time when control of the goods is transferred to the customer, generally on delivery of the goods and there are no unfulfilled obligations. Revenue is measured based on the transaction price, which is the consideration, adjusted for volume discounts, service level credits, performance bonuses, price concessions, staggered discount on early payments and incentives, if any, as specified in the contract with the customer. Revenue also excludes taxes collected from customers.

Sale of services

The Company recognizes revenue from sales of services over time, because the customer simultaneously receives and consumes the benefits provided by the Company. Revenue from services provided is recognised upon rendering of the services, in accordance with the agreed terms with the customers where ultimate collection of the revenue is reasonably expected.



ASK Automotive Limited (formerly known as ASK Automotive Private Limited)

Notes forming part of standalone financial statements (continued)

CIN: U34300DL1988PLC030342

(All amounts are in INR Lakhs, except otherwise stated)

Other operating revenue

All export benefits under various policies of Government of India are recognised on accrual basis when no significant uncertainties as to the amount of consideration that would be derived and as to its ultimate collection exist.

Other income

Interest income is recognised on accrual basis using the effective interest method.

Contract assets

Contract assets is right to consideration in exchange for goods or services transferred to the customer and performance obligation satisfied. If the Company performs by transferring goods or services to a customer before the customer pays consideration or before payment is due, a contract asset is recognised for the earned consideration that is conditional, in the nature of unbilled receivables. Upon completion of the attached condition and acceptance by the customer, the amounts recognised as contract assets is reclassified to trade receivables upon invoicing. A receivables represents the Company's right to an amount of consideration that is unconditional. Contract assets are subject to impairment assessment.

Contract liabilities

A contract liability is the obligation to transfer goods or services to a customer for which the Company has received consideration (or an amount of consideration is due) from the customer or has raised the invoice in advance. If a customer pays consideration before the Company transfers goods or services to the customer, a contract liability is recognised when the payment is made or the payment is due (whichever is earlier). Contract liabilities are recognised as revenue when the Company performs under the contract (i.e., transfers control of the related goods or services to the customer).

(q) Government grants

Government grants related to property, plant and equipment are included in the non-current liabilities as deferred government grant and are credited to Profit and loss on the basis of fulfillment of export obligation and presented within other income in accordance with the primary conditions associated with purchase of assets and related grants.

Export benefit entitlements are recognised in the standalone statement of profit and loss when the right to receive benefit is established in respect of the exports made and the realisation is reasonably certain.

(r) Leases

A lease is defined as 'a contract, or part of a contract, that conveys the right to use an asset (the underlying asset) for a period of time in exchange for consideration'.

Classification of leases

The Company enters into leasing arrangements for various assets. The assessment of the lease is based on several factors, including, but not limited to, transfer of ownership of leased asset at end of lease term, lessee's option to extend/purchase etc.

Recognition and initial measurement

At lease commencement date, the Company recognises a right-of-use asset and a lease liability on the balance sheet. The right-of-use asset is measured at cost, which is made up of the initial measurement of the lease liability, any initial direct costs incurred by the Company, an estimate of any costs to dismantle and remove the asset at the end of the lease (if any), and any lease payments made in advance of the lease commencement date (net of any incentives received).



ASK Automotive Limited (formerly known as ASK Automotive Private Limited)

Notes forming part of standalone financial statements (continued)

CIN: U34300DL1988PLC030342

(All amounts are in INR Lakhs, except otherwise stated)

Subsequent measurement

The Company depreciates the right-of-use assets on a straight-line basis from the lease commencement date to the earlier of the end of the useful life of the right-of-use asset or the end of the lease term. The Company also assesses the right-of-use asset for impairment when such indicators exist.

At lease commencement date, the Company measures the lease liability at the present value of the lease payments unpaid at that date, discounted using the interest rate implicit in the lease if that rate is readily available or the Company's incremental borrowing rate (IBR). Lease payments included in the measurement of the lease liability are made up of fixed payments (including in substance fixed payments) and variable payments based on an index or rate. Subsequent to initial measurement, the liability will be reduced for payments made and increased for interest. It is re-measured to reflect any reassessment or modification, or if there are changes in in-substance fixed payments. When the lease liability is re-measured, the corresponding adjustment is reflected in the right-of-use asset.

The Company has elected to account for short-term leases using the practical expedients. Instead of recognising a right-of-use asset and lease liability, the payments in relation to these are recognised as an expense in standalone statement of profit and loss on a straight-line basis over the lease term.

Estimating the incremental borrowing rate

The Company cannot readily determine the interest rate implicit in the lease, therefore, it uses its IBR to measure lease liabilities. The IBR is the rate of interest that the Company would have to pay for last long-term funds raised.

(s) Income-tax

Tax expense recognised in the standalone statement of profit and loss comprises the sum of deferred tax and current tax not recognised in other comprehensive income or directly in equity.

Current tax is determined as the tax payable in respect of taxable income for the year and is computed in accordance with relevant tax regulations. Current income tax relating to items recognised outside profit or loss is recognised outside profit or loss (either in other comprehensive income or in equity).

Deferred tax is recognised in respect of temporary differences between carrying amount of assets and liabilities for financial reporting purposes and corresponding amount used for taxation purposes. Deferred tax assets on unrealised tax loss are recognised to the extent that it is probable that the underlying tax loss will be utilised against future taxable income. This is assessed based on the Company's forecast of future operating results, adjusted for significant non-taxable income and expenses and specific limits on the use of any unused tax loss. Unrecognised deferred tax assets are re-assessed at each reporting date and are recognised to the extent that it has become probable that future taxable profits will allow the deferred tax asset to be recovered.

Deferred tax assets and liabilities are measured at the tax rates that are expected to apply in the year when the asset is realised or the liability is settled, based on tax rates (and tax laws) that have been enacted or substantively enacted at the reporting date. Deferred tax relating to items recognised outside standalone statement of profit and loss is recognised outside standalone statement of profit or loss (either in other comprehensive income or in equity).

(t) Earnings per share

Basic earnings per share are calculated by dividing the net profit for the year attributable to equity shareholders by the weighted average number of equity shares outstanding during the year. Diluted earnings per share is computed using the weighted average number of equity shares and dilutive potential equity shares outstanding during the year end, except where the results would be anti-dilutive.



ASK Automotive Limited (formerly known as ASK Automotive Private Limited)

Notes forming part of standalone financial statements (continued)

CIN: U34300DL1988PLC030342

(All amounts are in INR Lakhs, except otherwise stated)

(u) Contingent liabilities and contingent assets

A contingent liability exists when there is a possible but not probable obligation, or a present obligation that may, but probably will not, require an outflow of resources, or a present obligation whose amount cannot be estimated reliably. Contingent liabilities do not warrant provisions, but are disclosed. Contingent assets are neither recognised nor disclosed in the standalone financial statements. However, contingent assets are assessed continually and if it is virtually certain that an inflow of economic benefits will arise, the asset and related income are recognised in the period in which the change occurs.

(v) Cash and cash equivalents

For the purpose of presentation in the statement of cash flows, cash and cash equivalents includes cash on hand, deposits held at call with financial institutions, other short-term, highly liquid investments with original maturities of three months or less that are readily convertible to known amounts of cash and which are subject to an insignificant risk of changes in value, and bank overdrafts. Bank overdrafts are shown within borrowings in current liabilities in the balance sheet.

(w) Borrowing cost

Borrowing costs directly attributable to acquisition, construction or erection of qualifying assets are capitalised. Capitalisation of borrowing costs ceases when substantially all the activities necessary to prepare the qualifying assets for their intended use are complete.

Other borrowing costs are recognised as an expense in the standalone statement of profit and loss in the year in which they are incurred.

(x) Derivative financial instruments

The Company holds derivative financial instruments contracts to mitigate the risk of changes in exchange rates on foreign currency exposures. The counterparty for these contracts is generally a bank. Apart from this derivatives are used as short term investment instruments as a treasury management function.

Derivatives are recognized initially at fair value and attributable transaction costs are recognized in net profit in the standalone statement of profit and loss. Subsequent to initial recognition, the derivatives are measured at fair value through standalone statement of profit and loss and the resulting exchange gains or losses are included in other income.

(y) Standards issued but not yet effective

Ministry of Corporate Affairs (“MCA”) notifies new standards or amendments to the existing standards under Companies (Indian Accounting Standards) Rules as issued from time to time. On 31 March 2023, MCA amended the Companies (Indian Accounting Standards) Amendment Rules, 2023, as below:

a) Ind AS 1 - Presentation of Financial Statements

This amendment requires the entities to disclose their material accounting policies rather than their significant accounting policies. The effective date for adoption of this amendment is annual periods beginning on or after 1 April 2023. The Company has evaluated the amendment and the impact of the amendment is insignificant to the standalone financial statements.

b) Ind AS 8 - Accounting Policies, Changes in Accounting Estimates and Errors

This amendment has introduced a definition of ‘accounting estimates’ and included amendments to Ind AS 8 to help entities distinguish changes in accounting policies from changes in accounting estimates. The effective date for adoption of this amendment is annual periods beginning on or after 1 April 2023. The Company has evaluated the amendment and there is no impact on its standalone financial statements.



ASK Automotive Limited (formerly known as ASK Automotive Private Limited)

Notes forming part of standalone financial statements (continued)

CIN: U34300DL1988PLC030342

(All amounts are in INR Lakhs, except otherwise stated)

c) Ind AS 12 - Income Taxes

This amendment has narrowed the scope of the initial recognition exemption so that it does not apply to transactions that give rise to equal and offsetting temporary differences. The effective date for adoption of this amendment is annual periods beginning on or after 1 April 2023. The Company has evaluated the amendment and there is no impact on its standalone financial statements.

(This space has been intentionally left blank)



ASK Automotive Limited (formerly known as ASK Automotive Private Limited)
Notes forming part of standalone financial statements (continued)
CIN: U34300DL1988PLC030342
(All amounts are in INR Lakhs, except otherwise stated)

3 Property, plant and equipment and capital work-in-progress											
Particulars	Freehold Land	Buildings	Plant and equipment	Electrical installation	Office equipments	Computers	Furniture and fixtures	Hangers, trolleys, dies and moulds	Vehicles	Total	Capital work in-progress
Gross block											
As at 1 April 2021	8,013.46	11,089.72	30,492.68	2,206.70	413.62	372.87	840.95	4,572.18	1,098.72	59,100.90	982.89
Additions	678.93	1,184.88	7,315.74	294.03	154.53	97.83	132.82	392.01	87.40	10,338.17	7,397.15
Disposal / adjustments	-	-	(131.46)	(1.58)	(2.78)	(0.38)	(0.22)	(22.60)	(3.45)	(162.47)	(8,176.31)
As at 31 March 2022	8,692.39	12,274.60	37,676.96	2,499.15	565.37	470.32	973.55	4,941.59	1,182.67	69,276.60	203.73
Additions	-	27.46	2,624.65	88.25	69.41	77.58	61.35	587.13	576.85	4,112.68	3,267.70
Disposal / adjustments	-	-	(892.80)	(48.32)	(6.11)	(5.67)	(4.19)	(480.80)	(246.84)	(1,684.73)	(2,818.61)
As at 31 March 2023	8,692.39	12,302.06	39,408.81	2,539.08	628.67	542.23	1,030.71	5,047.92	1,512.68	71,704.55	652.82
Accumulated depreciation											
As at 1 April 2021	-	1,222.99	12,544.85	967.31	219.19	258.67	277.66	2,372.82	427.48	18,290.97	-
Charge for the year	-	370.59	3,380.10	233.89	57.74	55.69	83.05	444.27	136.89	4,762.21	-
Disposal / adjustments	-	-	(66.50)	(1.27)	(2.54)	(0.35)	(0.22)	(4.28)	(3.20)	(78.37)	-
As at 31 March 2022	-	1,593.58	15,858.45	1,199.93	274.39	314.01	360.49	2,812.81	561.17	22,974.81	-
Charge for the year	-	404.70	3,725.78	242.66	77.75	66.57	92.61	469.10	144.70	5,223.88	-
Disposal / adjustments	-	-	(609.43)	(31.50)	(4.61)	(5.21)	(3.73)	(434.34)	(150.76)	(1,239.58)	-
As at 31 March 2023	-	1,998.28	18,974.80	1,411.09	347.53	375.37	449.37	2,847.57	555.11	26,959.11	-
Net Block											
As at 31 March 2023	8,692.39	10,303.78	20,434.00	1,127.99	281.14	166.86	581.34	2,200.35	957.57	44,745.44	652.82
As at 31 March 2022	8,692.39	10,681.02	21,818.51	1,299.22	290.98	156.31	613.06	2,128.78	621.50	46,301.79	203.73

3.1 Capital work in progress mainly comprises of addition to plant and equipment as at 31 March 2023 and 31 March 2022.

3.2 Refer note 36 for disclosure of contractual commitments for the acquisition of property, plant and equipment.

3.3 Refer note 15 and 20 for disclosure of information on property, plant and equipment mortgaged as security by the Company.

3.4 Title deed of all the immovable properties (other than properties where the Company is the lessee and the lease agreements are duly executed in favour of the lessee) are held in the name of the Company except Land of INR 678.93 Lakhs (inclusive of registration costs INR 4.93 Lakhs). During the year ended 31 March 2022, Land admeasuring approx. 4 acres (i.e. 16,188 sq. mtrs.) situated at Narsapura Industrial Area, Kolar District of Karnataka, acquired in February 2012, from Karnataka Industrial Area Development Board (KIADB), on Lease Cum Sale basis, at a consideration of INR 340.00 Lakhs (i.e. @Rs. 85.00 Lakhs per acre), with lease term of 10 years. Subsequently, the aforesaid Land was to be transferred in the name of the Company. However, nearing to completion of lease term, KIADB have demanded additional compensation of INR 334.00 Lakhs (i.e. INR 83.50 Lakhs per acre) towards this Land. The Company has filed its objection against the said ex-parte demand of enhanced compensation and requested KIADB to review the said excessive demand, which is pending disposal at their end. Based on the demand of KIADB, liability of INR 334.00 Lakhs has been provided by the Company. Considering that the matter has not yet concluded, Company has requested KIADB via letter submitted on dated 27 September 2022 to extend the existing arrangement. Based on the request of the Company, KIADB has extended the existing arrangement for another two years i.e. upto 09 April 2024 via letter dated 23 November 2022. This land has been included above in Freehold Land.

3.5 Refer note 41 for ageing of capital work-in-progress.



3 Property, plant and equipment and capital work-in-progress (continued)

3.6 Assets classified as held for sale

The Company was allotted plot no. GH-33 situated at Sector-1, IMT Manesar, Gurugram, by Haryana State Industrial and Infrastructure Development Corporation ("HSIIDC") vide RLA no. HSIIDC/CGHS/Manesar/2007/599-600 dated 8 January 2007 for the purpose of building a group housing project. Subsequently, the Company has constructed an apartment building on this land including car parking and service basement, known as "ASK Greens" according to scheme of HSIIDC. During the financial year 2017-18, upon completion of construction of flats, the Company filed a deed of declaration with sub-registrar, Manesar, thereby converting the aforesaid land and building into 40 flats having a total value of INR 3,640 Lakhs. These group housing flats have been classified as held for sale, details as follows:

Particulars	Amount
As at 1 April 2021	424.00
Sold during the year	318.00
As at 31 March 2022	106.00
Sold during the year	106.00
As at 31 March 2023	-

4 Right of use assets, Goodwill & Other intangible assets

4A Right of use assets

Gross block	Amount
As at 1 April 2021	935.49
Additions	1,702.94
Disposal/Adjustment	(371.35)
As at 31 March 2022	2,267.08
Additions	-
Disposal/Adjustment	(183.74)
As at 31 March 2023	2,083.34
Accumulated Amortisation	
As at 1 April 2021	157.67
Charge for the year	672.01
Disposal/Adjustment	-
As at 31 March 2022	829.68
Charge for the year	640.47
Disposal/Adjustment	(108.45)
As at 31 March 2023	1,361.70
Net Block	
As at 31 March 2023	721.64
As at 31 March 2022	1,437.40

(This space has been intentionally left blank)



4 Right of use assets, Goodwill & Other intangible assets (continued)	
4B Goodwill	
Gross block	Amount
As at 1 April 2021	18,191.01
Additions	-
Disposal	-
As at 31 March 2022	18,191.01
Additions	-
Disposal	-
As at 31 March 2023	18,191.01
Accumulated Impairment	
As at 1 April 2021	-
Charge for the year	-
Disposals	-
As at 31 March 2022	-
Charge for the year	-
Disposal	-
As at 31 March 2023	-
Net Block	
As at 31 March 2023	18,191.01
As at 31 March 2022	18,191.01

The carrying value of goodwill arose at the time of business purchase of erstwhile APK Automotive and AK Auto Industries by the Company amounting to INR 18,191.01 Lakhs, has been tested for impairment annually at each balance sheet date in accordance with the Company's procedure for determining the recoverable amounts of the after market business which is a cash generating unit (CGU). The recoverable amount of CGU is based on value in use. The value in use for Goodwill is determined based on discounted cash flow projections. These calculations uses management assumptions and discounted pre tax cash flow projections based on financial budgets approved by management covering a 5 year period. Cash flow projection beyond 5 years time period are extrapolated using the estimated terminal growth rate. Certain key assumptions considered by the management for impairment testing of CGU are stated below:

- Weighted average cost of capital: 16.20%
- Revenue growth rate: 13%
- Terminal growth rate: 4%

The management believes that no reasonably possible change in any of the key assumptions used in the value in use calculation would cause the carrying value of the CGU to materially exceed its value in use.

4C Other intangible assets				
Gross block	Distribution Network	Computer Software	Technical Know How	Total
As at 1 April 2021	493.00	563.12	160.60	1,216.72
Additions	-	6.12	-	6.12
Disposal	-	-	-	-
As at 31 March 2022	493.00	569.24	160.60	1,222.84
Additions	-	2.61	3.60	6.21
Disposal	-	-	-	-
As at 31 March 2023	493.00	571.85	164.20	1,229.05
Accumulated Amortisation				
As at 1 April 2021	147.90	388.96	119.12	655.98
Charge for the year	49.30	80.17	18.83	148.30
Disposal	-	-	-	-
As at 31 March 2022	197.20	469.13	137.95	804.28
Charge for the year	49.30	45.62	19.08	114.00
Disposal	-	-	-	-
As at 31 March 2023	246.50	514.75	157.03	918.28
Net Block				
As at 31 March 2023	246.50	57.10	7.17	310.77
As at 31 March 2022	295.80	100.11	22.65	418.56

4C.1 The Company does not have any outstanding contractual commitments to purchase any items of intangible assets.



5 Investments	As at 31 March 2023		As at 31 March 2022	
	Nos	Amount	Nos	Amount
Non current				
Investments carrying at cost (fully paid up)				
Unquoted				
A In joint venture				
ASK Fras-Le Friction Private Limited (face value INR 10 each)	43,120,000	4,312.00	31,115,000	3,111.50
B In wholly owned subsidiary				
ASK Automobiles Private Limited (face value INR 10 each)	750,000	75.00	750,000	75.00
Total investments		4,387.00		3,186.50

5.1 Refer note 35 for information about interest in Subsidiary and Joint Venture.

5.2 The Company has received an offer letter dated 14th December 2022 from ASK Fras-Le Friction Private Limited, Joint Venture of the Company ('JV') for subscription of its 1,20,05,000 (One Crore Twenty Lakhs Five Thousand) equity shares of INR 10/- each. With the consent of the Board, Company has invested an amount of INR 12,00,50,000 (INR Twelve Crores Fifty Thousand) in the JV on 21 December 2022 for subscription of its 1,20,05,000 (One Crore Twenty Lakhs Five Thousand) equity shares of INR 10/- each on right basis.

5A Loans	As at 31 March 2023		As at 31 March 2022	
	Current	Non-current	Current	Non-current
Loans to related parties				
Unsecured and considered good, unless otherwise stated				
Loan to ASK Fras-le Friction Private Limited	266.63	799.88	-	1,066.50
Loan to ASK Automobiles Private Limited	-	5,215.90	-	2,100.10
Total Loans	266.63	6,015.78	-	3,166.60

Loan given to ASK Fras-le Friction Private Limited (Joint Venture) is receivable in 4 equal yearly installments of INR 266.625 Lakhs commencing from 20 January 2024 and carries Interest rate of 9% p.a. receivable on quarterly intervals.

The company has sanctioned an unsecured loan to ASK Automobiles Private Limited (subsidiary), for purchase of fixed assets including land, construction of building, purchase of plant and machinery and for meeting working capital requirements, for an amount not exceeding INR 10,000 Lakhs to be disbursed upto March 2024. The Interest Rate on the Loan Amount is repo rate + 1.90% for loan disbursed during financial year 2021-22, repo rate + 2.30% for the loan disbursed during financial year 2022-23 and repo rate + 3.30% for the loan to be disbursed during financial year 2023-24. The loan is repayable in sixty equal monthly installments w.e.f 01 April, 2024. Interest accrued upto March 2024 is payable in 4 equal quarterly instalments starting from 7 July 2024. Interest accrued from 1 April 2024 is payable on 7th day after end of each quarter.

6 Other financial assets	As at 31 March 2023		As at 31 March 2022	
	Current	Non-current	Current	Non-current
Unsecured and considered good, unless otherwise stated				
Deposits with original maturity for more than 12 months (refer note 12)	-	66.92	-	-
Security deposits	283.98	731.55	0.20	865.37
Other financial assets ⁴	407.02	375.45	46.20	46.77
Total other financial asset	691.00	1,173.92	46.40	912.14

⁴This amount includes INR 162.92 lakhs as at 31 March 2023 towards Initial public offer related transaction costs, which the Company will recover or adjust this amount from selling shareholders or reserves and surplus in proportion to the offer for sale or fresh issue of equity shares respectively to be decided in due course. Refer note 39 also.

7 Non-current tax assets (net)	As at 31 March 2023		As at 31 March 2022	
	Current	Non-current	Current	Non-current
Advance income tax ⁵		66.31		495.05
Total non-current tax assets (net)		66.31		495.05
⁵ Net of provisions for income tax		7,021.19		11,188.32

8 Other assets	As at 31 March 2023		As at 31 March 2022	
	Current	Non-current	Current	Non-current
Unsecured, considered good unless otherwise stated				
Advances to suppliers	371.01	-	145.64	-
Prepaid expenses	200.27	56.26	178.65	55.21
Capital advances	-	302.93	-	196.45
Advance to employees	13.52	-	6.22	-
Balances with government authorities	97.52	0.20	138.68	0.20
GST Recoverable on goods in transit	662.23	-	423.96	-
Other assets	7.70	-	10.58	-
Total other assets	1,352.25	359.39	903.73	251.86

9 Inventories	As at 31 March 2023		As at 31 March 2022	
	Current	Non-current	Current	Non-current
Valued at lower of cost or net realisable value				
Raw materials*	3,155.60	-	2,456.58	-
Work-in-progress	3,699.75	-	3,481.02	-
Finished goods**	6,342.77	-	4,906.17	-
Packing material	446.94	-	395.77	-
Stores and stores including loose tools	1,667.89	-	1,197.41	-
Total Inventories	15,112.95	-	12,436.95	-

*Includes raw material in transit

**Includes sale of goods in transit



10 Trade receivables	As at 31 March 2023	As at 31 March 2022
Unsecured		
Receivable from related parties (refer note 39)	17.65	54.81
Receivable from others		
Trade receivables considered good - Unsecured	21,044.48	20,061.24
Trade receivables - credit impaired	16.03	33.39
Total	21,078.16	20,149.44
Less: Loss allowance	(16.03)	(33.39)
Total trade receivables	21,062.13	20,116.05

10.1 Trade Receivables ageing schedule
As at 31 March 2023

Particulars	Outstanding for following years from due date of payment [#]							Total
	Unbilled	Not Due	Less than 6 months	6 months -1 year	1-2 years	2-3 years	More than 3 years	
(i) Undisputed Trade receivables – considered good	1,402.80	16,560.27	3,092.65	6.41	-	-	-	21,062.13
(ii) Undisputed Trade receivables – credit impaired	-	-	0.21	3.09	12.73	-	-	16.03
Total	1,402.80	16,560.27	3,092.86	9.50	12.73	-	-	21,078.16
Less: Loss allowance	-	-	(0.21)	(3.09)	(12.73)	-	-	(16.03)
Total trade receivables	1,402.80	16,560.27	3,092.65	6.41	-	-	-	21,062.13

10.2 Trade Receivables ageing schedule
As at 31 March 2022

Particulars	Outstanding for following years from due date of payment [#]							Total
	Unbilled	Not Due	Less than 6 months	6 months -1 year	1-2 years	2-3 years	More than 3 years	
(i) Undisputed Trade receivables – considered good	2,494.08	16,017.64	1,599.45	4.87	0.01	-	-	20,116.05
(ii) Undisputed Trade receivables – credit impaired	-	-	-	3.91	-	29.48	-	33.39
Total	2,494.08	16,017.64	1,599.45	8.78	0.01	29.48	-	20,149.44
Less: Loss allowance	-	-	-	(3.91)	-	(29.48)	-	(33.39)
Total trade receivables	2,494.08	16,017.64	1,599.45	4.87	0.01	-	-	20,116.05

[#] All the Trade receivables of the Company have a due date of payment associated with them. Trade receivables are non-interest bearing and are generally on terms of 30 to 60 days. Refer note 38(B)(1)(a) for details of the Company's credit risk policy and exposure. Refer note 39 for Trade receivables outstanding from related party.

10.3 Trade receivable includes receivable amounting to INR 3,219.97 lakhs (31 March 2022: INR 3,525.28 lakhs) from a customer, which are discounted under an arrangement with HDFC Bank Ltd and the customer, where the obligation to pay may arise due to unforeseen event of default by the Company's customer. The Company, therefore, recognizes the trade receivables and corresponding borrowing in financial statements till the payment is made by the customer to bank on due date in accordance with the requirements of Ind AS 109, Financial Instruments. Also, refer note 40 of the standalone financial statements for reclassification of prior period balances to confirm to such classification.

11 Cash and cash equivalents	As at 31 March 2023	As at 31 March 2022
Balance with Banks		
- In current accounts*	106.15	89.05
Cash on hand	4.76	5.54
Total cash and cash equivalents	110.91	94.59

*Includes balance of INR 70.30 lakhs (31 March 2022: INR 65.64 lakhs) in unspent CSR expenditure account which is not readily available for use (refer note 31.2).

There are no repatriation restrictions with regard to cash and cash equivalents as at the end of each year.

The Company has undrawn borrowing facilities aggregating to INR 6,808.84 lakhs (31 March 2022: INR 11,372.66 lakhs) for future operating activities. This includes INR 1,780.03 Lakhs (31 March 2022: INR 1,474.72 Lakhs) towards sales invoice discounting (refer note 20).

12 Bank balances other than cash and cash equivalents	As at 31 March 2023	As at 31 March 2022
<i>Balances with banks:*</i>		
Deposits with original maturity of less than three months	-	10.23
Deposits with original maturity of more than three months but less than 12 months	6.68	16.25
Deposits with original maturity of more than 12 months	75.24	-
	81.92	26.48
Amount disclosed as "Other financial assets" (refer note 6)	(66.92)	-
Total Bank balances other than cash and cash equivalents	15.00	26.48

* Margin Money with banks (for guarantees to customers and government authorities) including accrued interest amounting to INR 81.92 lakhs, (31 March 2022 : INR 26.48 lakhs). There are no repatriation restrictions with regard to other bank balances as at the end of each year.

(This space has been intentionally left blank)



13 Equity share capital		As at 31 March 2023		As at 31 March 2022			
		Number	Amount	Number	Amount		
(i)	Authorised share capital						
	Equity shares of face value INR 2 each (31 March 2022: INR 2 each)	225,000,000	4,500.00	225,000,000	4,500.00		
		225,000,000	4,500.00	225,000,000	4,500.00		
(ii)	Issued, subscribed and fully paid-up shares						
	Equity shares of face value INR 2 each (31 March 2022: INR 2 each)	197,142,600	3,942.85	200,892,600	4,017.85		
	Total equity share capital	197,142,600	3,942.85	200,892,600	4,017.85		
(iii)	Reconciliation of the shares outstanding at the beginning and at the end of the year						
	Equity shares						
		As at 31 March 2023		As at 31 March 2022			
		Number	Amount	Number	Amount		
	Authorised share capital						
	At the beginning of the year	225,000,000	4,500.00	225,000,000	4,500.00		
	Increased during the year	-	-	-	-		
	As at the end of the year	225,000,000	4,500.00	225,000,000	4,500.00		
	Issued, subscribed and paid-up share capital						
	At the beginning of the year	200,892,600	4,017.85	203,442,600	4,068.85		
	Buyback of Shares (refer note (vii) below)	(3,750,000)	(75.00)	(2,550,000)	(51.00)		
	As at the end of the year	197,142,600	3,942.85	200,892,600	4,017.85		
(iv)	Terms/rights attached to equity shares						
	The Company has only one class of equity shares having face value of INR 2 per share. All the existing equity shares rank pari passu in all respects including but not limited to entitlement for dividend, bonus issue and right issue. In the event of liquidation, the equity shareholders are eligible to receive the remaining assets of the Company after settling of all liabilities, in proportion to their shareholding.						
(v)	Details of shareholders holding more than 5% shares in the Company						
	Equity shares of face value INR 2 each	As at 31 March 2023		As at 31 March 2022			
		Number	% of Holding	Number	% of Holding		
	Mr. Kuldip Singh Rathee	81,488,400	41.33%	85,238,400	42.43%		
	Mrs. Vijay Rathee	63,676,200	32.30%	63,676,200	31.70%		
	Mr. Prashant Rathee	28,187,999	14.30%	28,188,000	14.03%		
	Mr. Aman Rathee	23,789,998	12.07%	23,790,000	11.84%		
		197,142,597	100.00%	200,892,600	100.00%		
(vi)	Aggregate number of equity shares issued as bonus and shares issued for consideration other than cash for the year of five years immediately preceding the reporting date.						
	Equity shares of face value INR 2 each	For the year ended					
		31 March 2023	31 March 2022	31 March 2021	31 March 2020	31 March 2019	31 March 2018
	Equity shares allotted as fully paid bonus shares by capitalization of - number of shares	-	-	152,581,950	-	-	42,353,000
(vii)	During the year ended 31 March 2023, with the approval of the Board of Directors, the Company offered buyback of 37,50,000 (Thirty seven lacs fifty thousand only) fully paid-up equity shares of Face Value of INR 2/- (Two only) each at a price of INR 240/- (Two hundred and forty only) per Equity share, on a proportionate basis through the tender offer process. The buyback procedure was completed in September 2022, which resulted in a total cash outflow of INR 9,000.00 Lakhs (excluding tax on buy back). In accordance with the requirement of the Companies Act, 2013, the amount of INR 9,000.00 Lakhs has been adjusted from retained earnings. Consequent to such buyback, the Company extinguished 37,50,000 equity shares, the paid-up equity share capital of the Company was reduced by INR 75 Lakhs and capital redemption reserve of INR 75 Lakhs (representing the nominal value of the shares bought back) has been created out of retained earnings.						
	During the year ended 31 March 2022, with the approval of the Board of Directors, the Company offered buyback of 25,50,000 (Twenty five lacs fifty thousand only) fully paid-up equity shares of Face Value of INR 2/- (Two only) each at a price of INR 235/- (Two hundred and thirty five only) per Equity share, on a proportionate basis through the tender offer process. The buyback procedure was completed in September, 2021, which resulted in a total cash outflow of INR 5,992.50 Lakhs (excluding tax on buy back). In accordance with the requirement of the Companies Act, 2013, the amount of INR 5,992.50 Lakhs has been adjusted from retained earnings. Consequent to such buyback, the Company extinguished 25,50,000 equity shares, the paid-up equity share capital of the Company was reduced by INR 51 Lakhs and capital redemption reserve of INR 51 Lakhs (representing the nominal value of the shares bought back) has been created out of retained earnings.						
(viii)	Equity Shareholding of Promoters						
	Shares held by promoters at the end of the year*	As at 31 March 2023			As at 31 March 2022		
	Promoter's name	Number of Shares	% of total shares	% Change during the year	Number of Shares	% of total shares	% Change during the year
	Mr. Kuldip Singh Rathee	81,488,400	41.33%	-4.40%	85,238,400	42.43%	-2.90%
	Mrs. Vijay Rathee	63,676,200	32.30%	0.00%	63,676,200	31.70%	0.00%
		145,164,600	73.63%		148,914,600	74.13%	

Promoters for the purpose of this disclosure means promoters as defined under section 2(69) of the Companies Act, 2013

*As per Annual Return i.e. Form MGT-7 dated 08 December 2022, filed by the Company with the Ministry of Corporate Affairs for the year ended 31 March 2022, there has been a change in the list of promoters. Basis the Annual Return filed, Mr. Prashant Rathee and Mr. Aman Rathee are no longer the promoters of the Company.



(This space has been intentionally left blank)



14 Other equity	As at 31 March 2023	As at 31 March 2022
General reserve		
Balance at the beginning of the year	10.05	10.05
Add/Less: Movement during the year	-	-
	<u>10.05</u>	<u>10.05</u>
Capital redemption reserve		
Balance at the beginning of the year	59.00	8.00
Add: Additions (refer note 13 (vii))	75.00	51.00
	<u>134.00</u>	<u>59.00</u>
Securities premium		
Balance at the beginning of the year	94.05	94.05
Add/Less: Movement during the year	-	-
	<u>94.05</u>	<u>94.05</u>
Retained earnings[®]		
Balance at the beginning of the year	62,392.87	60,813.58
Add: Profit for the year	13,599.24	8,873.07
Add: Other comprehensive income	5.37	94.74
Less: Transferred to Capital Redemption Reserve (refer note 13 (vii))	(75.00)	(51.00)
Less: Buyback of Shares (refer note 13 (vii))	(8,925.00)	(5,941.50)
Less: Income Tax on buyback of shares	(2,096.63)	(1,396.02)
	<u>64,900.85</u>	<u>62,192.87</u>
Total other equity	<u>65,138.95</u>	<u>62,555.97</u>

@This includes balance of INR 120.89 Lakhs (31 March 2022: INR 115.52 Lakhs) arising on account of gain/(loss) booked on remeasurement of post employment benefits obligation through other comprehensive income.

14.1 Nature and purpose of other equity

- **General reserve:** This represents appropriation of profit by the Company and is available for distribution of dividend.
- **Capital redemption reserve:** This represents (i) non-distributable reserve created as per provisions of section 55 of the Companies Act, 2013 on redemption of 0% Non convertible redeemable preference shares redeemed during the year ended 31 March 2018 (ii) Amount transferred to capital redemption reserve as per provisions of section 68 of the Companies Act, 2013 on Buy back of equity shares during the years ended 31 March 2023 and 31 March 2022.
- **Securities premium:** This represents premium received on issue of shares, which can be utilised only in accordance with the provisions of the Companies Act, 2013 for specified purposes.
- **Retained earnings:** This represents the net profits after all distributions and transfers to other reserves.

15 Borrowings (non-current)	As at 31 March 2023	As at 31 March 2022
Secured borrowings		
Term loan		
From banks (note (i) to (iii))	3,418.02	4,466.83
From others (note (iv))	4,313.50	1,999.50
Total borrowings	<u>7,731.52</u>	<u>6,466.33</u>
Less: Current maturities of long term borrowings (included in note 20)	1,425.47	1,742.56
Net borrowings (non-current)	<u>6,306.05</u>	<u>4,723.77</u>

Note :- Borrowings taken from Banks and others have been utilised for the purpose for which they were sanctioned and availed.

Interest rates, repayment and other terms of the borrowings:

Term Loans

Particulars	As at 31 March 2023	As at 31 March 2022
(i) Kotak Mahindra Bank Limited: Term Loan INR 5,000 lakhs sanctioned and availed by Company for purchase of Plant and Machinery and Construction of Building at Plot No.13-14, Sector-5, IMT Manesar, Gurgaon-122050 (Haryana) and was secured by exclusive charge on movable fixed assets acquired out of this loan. This Loan was also secured by Exclusive charge over immovable property being land and building situated at Plot No.28, Sector-4, Plot No. 155-156, Sector-5 and Plot No. 13-14, Sector-5, IMT Manesar, Gurgaon (Haryana). This Loan was also secured by personal guarantee of Mr. Kuldip Singh Rathee, Mrs. Vijay Rathee, Mr. Prashant Rathee and Mr. Aman Rathee, being Directors of the Holding Company as at 31 March 2021. The loan was disbursed in January 2019 with a moratorium period of 6 months repayable in 54 monthly installments and has been repaid in December 2022. Rate of interest is 3 months MCLR.	-	1,767.99
(ii) Kotak Mahindra Bank Limited: Working Capital Term Loan INR 2,700 lakhs is sanctioned under Emergency Credit Line Guarantee Scheme of National Credit Guarantee Trustee Company Ltd. (NCGTC) and is secured by way of second hypothecation charge on all existing and future current assets and movable fixed assets excluding assets exclusively financed by Term lenders and second hypothecation charge on immovable property being land and building situated at Plot No. 66 & 67, Udyog Vihar, Phase-I, Gurgaon (Haryana). The said loan is also secured by second hypothecation charge on movable fixed assets acquired for Plant situated at Plot No. 13-14, Sector-5, IMT Manesar and second charge over immovable property (Industrial) being land and building situated at Plot No.28, Sector-4, Plot No. 155-156, Sector-5 and Plot No. 13-14, Sector-5, IMT Manesar, Gurgaon-122050 (Haryana). Out of sanctioned loan amount, INR 2,000 lakhs was disbursed in March 2021 and INR 698.84 Lakhs disbursed in Dec. 2021 with a tenor of 5 years with a moratorium period of 1 year from the date of first disbursement and will be repaid on monthly basis by March 2026. Rate of interest is Repo Rate + <Spread>.	2,118.02	2,698.84
(iii) Kotak Mahindra Bank Limited: Working Capital Term Loan INR 1,300 lakhs is sanctioned and availed under Emergency Credit Line Guarantee Scheme of National Credit Guarantee Trustee Company Ltd. (NCGTC) and is secured by way of second exclusive charge on all existing and future current assets and movable fixed assets excluding assets exclusively financed by Term lenders and second exclusive charge on moveable fixed assets of the borrower acquired with the proceeds of working capital term loan (WCTL). This loan is also secured by second charge on immovable property being land and building situated at Plot No. 66 & 67, Udyog Vihar, Phase-I, Gurgaon (Haryana), second exclusive charge on immovable property being land and building situated at Plot No. 13-14, Sector-5, IMT Manesar, second exclusive charge on immovable property being land and building situated at Plot No.28, Sector-4 and second exclusive charge on immovable property being land and building situated at Plot No. 155-156, Sector-5, Gurgaon, Haryana. The loan was disbursed in March 2023 with a tenor of 6 years with a moratorium period of 2 year from the date of first disbursement and will be repaid on monthly basis by March 2029. Rate of interest is 3 Month MCLR.	1,300.00	-
(iv) Bajaj Finance Limited: Term Loan INR 5,500 lakhs is sanctioned and availed by Company for reimbursement of expenditure on plant and machinery, out of which INR 2,000 lakhs was disbursed in March 2022 with a tenor of 5 years including 1 year moratorium, repayment will be in monthly installments starting from May 2023 and ending in April 2027. The loan is secured by exclusive charge over plant and machinery reimbursed out of the said loan. Rate of interest is 7.75% p.a. Further, INR 1,700 lakhs was disbursed in January 2023 with a tenor of 5 years including 1 year moratorium, repayment will be in monthly installments starting from May 2023 and ending in June 2027. The loan is secured by exclusive charge over plant and machinery reimbursed out of the said loan. Rate of interest is 8.75% p.a. Further, INR 614 lakhs was disbursed in March 2023 with a tenor of 5 years including 1 year moratorium, repayment will be in monthly installments starting from May 2023 and ending in June 2027. The loan is secured by exclusive charge over plant and machinery reimbursed out of the said loan. Rate of interest is 8.75% p.a. In addition, financial covenants to be maintained during the tenure of the loan are 1) External Debt/Earning before interest depreciation and tax (ED/EBIDTA): not more than 2x and 2) External Debt/Tangible Networth (ED/ TNW): not more than 1.25x.	4,313.50	1,999.50
Total Secured borrowings (Non-Current)	<u>7,731.52</u>	<u>6,466.33</u>



16	Lease Liabilities	As at 31 March 2023		As at 31 March 2022	
		Current	Non-current	Current	Non-current
	Lease liability (refer note 43)	658.69	83.87	651.63	810.65
	Total Lease Liabilities	658.69	83.87	651.63	810.65

17	Provisions	As at 31 March 2023		As at 31 March 2022	
		Current	Non-current	Current	Non-current
	Provision for employee benefits				
	Provision for gratuity (refer note 17.1)	521.89	2,126.09	382.84	1,983.32
	Provision for compensated absences	199.89	436.16	171.46	420.02
	Total provisions	721.78	2,562.25	554.30	2,403.34

17.1 Defined benefit plan and long term employment benefits

A General description:

Gratuity (Defined benefit plan):
Gratuity liability is a defined benefit obligation and is provided for on the basis of an actuarial valuation on projected unit credit method made at the end of each year. The gratuity plan is governed by the Payment of Gratuity Act, 1972. Every employee who has completed five years or more of service gets a gratuity on departure at 15 days salary (last drawn salary) for each completed year of service. The scheme is unfunded. Actuarial gains or losses are recognised in other comprehensive income.

Compensated absence (other long term employee benefits):
The employees of the Company are entitled to leave as per the leave policy of the Company. The Company treats accumulated leave expected to be carried forward beyond twelve months, as long term employee benefit for measurement purposes. Such long term compensated absences are provided for based on actuarial valuation using the projected unit credit method at the year end. The expense related to compensated absences are recognised in standalone statement of profit and loss as employee benefits expense.

B A reconciliation of the Company's defined benefit obligation (DBO) and plan assets, i.e. the gratuity plan, to the amounts presented in the statement of financial position for each of the reporting years is presented below:

	As at 31 March 2023	As at 31 March 2022
Assets and liability (Balance Sheet position)		
Present value of obligation	2,647.98	2,366.16
Fair value of plan assets	-	-
Net liability	2,647.98	2,366.16

C Expenses recognised during the year*

	For the year ended 31 March 2023	For the year ended 31 March 2022
Income statement	406.25	410.46
Other comprehensive income	(7.17)	(126.61)
Total expenses recognised during the year	399.08	283.85

* During the year ended 31 March 2023, the expense recognised in the standalone statement of profit and loss is lower by INR 20.69 Lakhs vis-a-vis the actuarial valuation report on account of transfer of employees within the Group Companies.

D Defined benefit obligation
The details of the Company's defined benefits obligations are as follows:
Changes in the present value of obligation

	For the year ended 31 March 2023	For the year ended 31 March 2022
Present value of obligation as at the beginning	2,366.16	2,195.26
Current service cost	268.52	270.05
Interest expense	158.42	140.39
Re-measurement or actuarial (gain) / loss arising from:		
- change in demographic assumptions	(22.90)	(62.25)
- change in financial assumptions	(98.33)	(59.74)
- experience adjustments	114.06	(4.62)
Benefits paid	(137.95)	(112.93)
Present value of obligation as at year end	2,647.98	2,366.16

E Bifurcation of net liability

	As at 31 March 2023	As at 31 March 2022
Current liability	521.89	382.84
Non-current liability	2,126.09	1,983.32
Net liability	2,647.98	2,366.16

F Expenses recognised in the standalone statement of profit and loss

	For the year ended 31 March 2023	For the year ended 31 March 2022
Current service cost	268.52	270.05
Net interest cost on the net defined benefit liability	158.42	140.39
Expenses recognised in the standalone statement of profit and loss	426.94	410.44



G Other comprehensive income

	For the year ended 31 March 2023	For the year ended 31 March 2022
Actuarial (gains) / losses		
- change in demographic assumptions	(22.90)	(62.25)
- change in financial assumptions	(98.33)	(59.74)
- experience variance	114.06	14.62
Components of defined benefit costs recognised in other comprehensive income	(7.17)	(126.61)

H Financial assumptions: The principal financial assumptions used in the valuation are shown in the table below:

	As at 31 March 2023	As at 31 March 2022
Discount rate (per annum)	7.30%	6.70%
Salary growth rate (per annum)	9.00%	9.00%

I Demographic assumptions

	As at 31 March 2023	As at 31 March 2022
Mortality rate (% of IALM 2012-14)	100.00%	100.00%
Withdrawal rate (all ages)	16.00%	13.00%

These assumptions were developed by management with the assistance of independent actuary. Discount factors are determined close to each year-end by reference to market yields of high quality corporate bonds that are denominated in the currency in which the benefits will be paid and that have terms to maturity approximating to the terms of the related obligation. Other assumptions are based on current actuarial benchmarks and management's historical experience.

J Sensitivity analysis: Significant actuarial assumptions for the determination of the defined benefit obligation are discount rate, expected salary increase and mortality. The sensitivity analysis below have been determined based on reasonably possible changes of the assumptions occurring at the end of the reporting year, while holding all other assumptions constant. The results of sensitivity analysis is given below:

	As at 31 March 2023		As at 31 March 2022	
	Decrease	Increase	Decrease	Increase
Defined benefit obligation (Base)	2,647.98	2,647.98	2,366.16	2,366.16
Discount rate (- / + 1%)	2,789.36	2,519.49	2,523.17	2,226.03
(% change compared to base due to sensitivity)	5.34%	(4.85%)	6.64%	(5.92%)
Salary growth rate (- / + 1%)	2,533.38	2,767.87	2,241.95	2,498.57
(% change compared to base due to sensitivity)	(4.33%)	4.53%	(5.25%)	5.60%
Attrition rate (- / + 50% of attrition rate)	2726.64	2607.02	2485.09	2306.05
(% change compared to base due to sensitivity)	2.97%	(1.55%)	5.03%	(2.54%)

The change in defined benefit obligation due to 1% increase/decrease in mortality rate, if all other assumptions remain constant is negligible.

The sensitivity analysis presented above may not be representative of the actual change in the defined benefit obligation as it is unlikely that the change in assumptions would occur in isolation of one another as some of the assumptions may be correlated.

There is no change in the method of valuation for the prior year.

K The following is expected maturity profile of defined benefit payments in future years:

	As at 31 March 2023	As at 31 March 2022
Duration of defined benefit payments (valued on undiscounted basis)		
Within the next 12 months (next annual reporting year)	521.89	382.84
Between 2 and 5 years	1,456.18	1,090.26
Beyond 5 years	2,146.29	2,445.33
Total expected payments	4,124.36	3,918.43

The weighted average duration of the defined benefit plan obligation at the end of the reporting year is 5 years (31 March 2022: 6 years)

18 Other liabilities

	As at 31 March 2023		As at 31 March 2022	
	Current	Non-current	Current	Non-current
Deferred government grant	-	-	251.59	-
Advances from customers	1,180.45	-	674.62	-
Statutory dues payable	2,478.57	-	2,693.23	-
Total other liabilities	3,659.02	-	3,619.44	-

(This space has been intentionally left blank)



19	Deferred tax liabilities (net)	As at 31 March 2023	As at 31 March 2022
	Amount Attributable to:		
	Property, plant and equipment and intangible assets	3,671.90	3,788.55
	Provision for compensated absences	(160.08)	(148.85)
	Provision for gratuity	(666.44)	(595.51)
	Provision for bonus	(45.36)	(64.88)
	Other temporary differences	(3.91)	(7.89)
	Total deferred tax liabilities (net)	2,796.11	2,971.42

19.1 Movement in deferred tax liabilities

Particulars	31 March 2023			31 March 2022		
	Standalone balance sheet	Standalone statement of profit and loss	Other comprehensive income	Standalone balance sheet	Standalone statement of profit and loss	Other comprehensive income
Non-current assets						
Property, plant and equipment and intangible assets	3,671.90	(116.65)	-	3,788.55	(18.40)	-
Provisions						
Provision for compensated absences	(160.08)	(11.23)	-	(148.85)	4.46	-
Provision for gratuity	(666.44)	(72.73)	1.80	(595.51)	(74.88)	31.87
Provision for bonus	(45.36)	19.52	-	(64.88)	(35.51)	-
Other liabilities						
Other temporary differences	(3.91)	3.98	-	(7.89)	3.34	-
Total	2,796.11	(177.11)	1.80	2,971.42	(120.99)	31.87

Particulars	For the year ended 31 March 2023	For the year ended 31 March 2022
Deferred tax credit to standalone statement of profit and loss account	(177.11)	(120.99)
Deferred tax credit in Other Comprehensive Income	1.80	31.87
Total	(175.31)	(89.12)

20	Borrowings (Current)	As at 31 March 2023	As at 31 March 2022
	Loans repayable on demand		
	Secured		
	Working capital loans (note (i) to (iv))	5,398.95	476.60
	Current maturities of long term borrowing (refer note 15)	1,425.47	1,742.56
	Unsecured		
	Borrowings on account of sales invoice discounting (refer note 20.1)	3,219.97	3,525.28
	Borrowings (current)	10,044.39	5,744.44

Interest rates and repayment terms of the borrowings:

Working capital loan from banks	As at 31 March 2023	As at 31 March 2022
(i) HDFC Bank Limited: Working Capital facility secured by first pari passu charge on current assets and movable fixed assets of the company both present and future excluding assets exclusively financed by term lenders. The said loan is also secured by first pari passu charge on immovable property being land and building at Plot No. 66-67, Udyog Vihar Phase-I, Gurgaon (Haryana). In addition, financial covenants to be maintained during the tenure of the loan are 1) Total outside liability/Tangible networth (TOL/ TNW): less than 1.00x and 2) Current Ratio: more than 1.00x .	1,839.19	216.76
(ii) Kotak Mahindra Bank Limited: Working capital facility is secured by first pari passu hypothecation charge on all existing and future current assets and all existing and future movable fixed assets excluding assets exclusively financed by term lenders. The said loan is also secured by first pari pasu mortgage charge on immovable property being land and building situated at Plot No. 66-67, Udyog Vihar Phase-I, Gurgaon (Haryana).	804.29	171.51
(iii) Axis Bank Limited: Working Capital facility from Axis Bank Limited is secured by way of first pari passu hypothecation charge on entire current assets and movable fixed assets (excluding assets exclusively financed by term lenders) both present and future of the company. The said loan is also secured by first pari pasu charge by way of equitable mortgage on immovable property being land and building situated at Plot No. 66-67, Udyog Vihar Phase-I, Gurgaon (Haryana).	2,187.46	86.31
(iv) Citi Bank N.A. : Working capital facility is secured by First pari passu charge on present and future stocks and book debts and first pari passu charge on all movable fixed assets of the Company except the assets which are exclusively charged to any lender for term loan facility. The said loan is also secured by way of equitable mortgage on land & building located at Plot No. 66-67, Udyog Vihar Phase-I, Gurgaon (Haryana).	568.01	2.02
Total Working capital loan from banks	5,398.95	476.60

20.1 Borrowings on account of sales invoice discounting represents invoices discounted from HDFC Bank Limited. Also, refer note 40 of the standalone financial statements.

(This space has been intentionally left blank)



21 Trade payables	As at	
	31 March 2023	31 March 2022
Total outstanding dues of micro enterprises and small enterprises (refer note 21.1)	4,305.35	3,174.96
Total outstanding dues of creditors other than micro enterprises and small enterprises	12,746.85	14,690.22
Total outstanding dues to related parties (refer note 39)	-	13.80
Total trade payables	17,052.20	17,878.98

21.1 Disclosures under Micro, Small and Medium Enterprises Development Act, 2006

The micro enterprises and small enterprises (MSME) have been identified by the Company from the available information. According to such identification, the disclosures in respect to Micro, Small and Medium Enterprises Development (MSMED) Act, 2006 is as follows:

Particulars	As at	
	31 March 2023	31 March 2022
(i) Details of dues to micro and small enterprises as per MSMED Act, 2006 the principal amount and the interest due thereon remaining unpaid to any supplier as at the end of each accounting year		
- principal amount	4,305.35	3,174.96
- interest amount	Nil	Nil
(ii) The amount of interest paid by the buyer under MSMED Act, 2006 along with the amounts of the payment made to the supplier beyond the appointed day during each accounting year;	Nil	Nil
(iii) The amount of interest due and payable for the year (where the principal has been paid but interest under the MSMED Act, 2006 not paid);	Nil	Nil
(iv) The amount of interest accrued and remaining unpaid at the end of each accounting year; and	Nil	Nil
(v) The amount of further interest remaining due and payable even in the succeeding years, until such date when the interest dues as above are actually paid to the small enterprise for the purpose of disallowance as a deductible expenditure under section 23	Nil	Nil

21.2 Trade payables- Ageing Schedule**

As at 31 March 2023

Particulars	Unbilled	Not Due	Outstanding for following years from due date of payment#				Total
			Less than 1 year	1-2 years	2-3 years	More than 3 years	
(i) MSME	-	4,260.31	45.04	-	-	-	4,305.35
(ii) Others	3,115.68	8,563.49	1,046.04	21.16	0.48	-	12,746.85
Total	3,115.68	12,823.80	1,091.08	21.16	0.48	-	17,052.20

21.3 Trade payables- Ageing Schedule**

As at 31 March 2022

Particulars	Unbilled	Not Due	Outstanding for following years from due date of payment#				Total
			Less than 1 year	1-2 years	2-3 years	More than 3 years	
(i) MSME	-	3,174.96	-	-	-	-	3,174.96
(ii) Others	4,448.74	9,342.46	906.76	0.51	5.55	-	14,704.02
Total	4,448.74	12,517.42	906.76	0.51	5.55	-	17,878.98

All the Trade payables of the Company have a due date of payment associated with them.
**The Company does not have any disputed outstanding balances.

22 Other financial liabilities carried at amortised cost

	As at 31 March 2023		As at 31 March 2022	
	Current	Non-current	Current	Non-current
Capital creditors*	639.25	-	687.34	-
Interest accrued	44.80	-	20.34	-
Employee related payable	1,366.57	-	1,227.57	-
Security deposit received	118.50	-	117.26	-
Others liabilities	18.39	-	41.67	-
Total other financial liabilities	2,187.51	-	2,094.18	-

* includes INR Nil (31 March 2022: INR 13.66 Lakhs) payable to related parties.

22.1 Capital creditors

	As at 31 March 2023	As at 31 March 2022
Total outstanding dues of micro enterprises and small enterprises (refer note 22.2)	172.76	128.79
Total outstanding dues of creditors other than micro enterprises and small enterprises	466.49	558.55
Total Capital creditors	639.25	687.34

22.2 Disclosures under Micro, Small and Medium Enterprises Development Act, 2006 for Capital creditors

The micro enterprises and small enterprises have been identified by the Company from the available information. According to such identification, the disclosures in respect to Micro, Small and Medium Enterprises Development (MSMED) Act, 2006 is as follows:

Particulars	As at 31 March 2023		As at 31 March 2022	
	Current	Non-current	Current	Non-current
(i) Details of dues to micro and small enterprises as per MSMED Act, 2006 the principal amount and the interest due thereon remaining unpaid to any supplier as at the end of each accounting year				
- principal amount	172.76	-	128.79	-
- interest amount	Nil	-	Nil	-
(ii) The amount of interest paid by the buyer under MSMED Act, 2006 along with the amounts of the payment made to the supplier beyond the appointed day during each accounting year;	Nil	-	Nil	-
(iii) The amount of interest due and payable for the period (where the principal has been paid but interest under the MSMED Act, 2006 not paid);	Nil	-	Nil	-
(iv) The amount of interest accrued and remaining unpaid at the end of each accounting year; and	Nil	-	Nil	-
(v) The amount of further interest remaining due and payable even in the succeeding years, until such date when the interest dues as above are actually paid to the small enterprise for the purpose of disallowance as a deductible expenditure under section 23	Nil	-	Nil	-

23 Current tax liabilities (net)

	As at 31 March 2023	As at 31 March 2022
Opening provision for income tax	268.87	106.24
Provision created during the year	4,853.66	3,187.14
Tax paid during the year	(4,841.25)	(3,024.51)
Total current tax liabilities (net)	281.28	268.87



24 Revenue from operations	For the year ended 31 March 2023	For the year ended 31 March 2022
Revenue from operations		
Sale of Products	251,918.18	199,333.94
Sale of services	832.69	297.10
Other operating revenue		
Duty drawback and export benefits	203.71	248.43
Scrap sales	2,587.91	1,430.69
Total revenue from operations	255,542.49	201,310.16

The revenue from customers (having more than 10% of total revenue) during the year is INR 1,54,465.20 lakhs (31 March 2022: INR 1,19,294.75 lakhs) arising from sale of products and services.
Revenue is mainly derived from three customers which account for 34.52% (31 March 2022: 34.22%), 15.57% (31 March 2022: 13.45%) and 10.74% (31 March 2022: 11.71%) of the Company respectively arising from sale of products and services.
Refer note 45 for detailed disclosure.

25 Other income	For the year ended 31 March 2023	For the year ended 31 March 2022
Interest income on financial assets carried at amortised cost		
Bank deposits	60.37	1.82
Unsecured loans	461.19	147.95
Others	23.23	46.22
Interest income on security deposits measured at fair value	19.13	18.24
Foreign exchange gain (net)	265.83	195.21
Profit on sale of property, plant and equipment (net)	36.26	2.61
Profit on sale of assets held for sale	6.00	-
Government Grant	284.26	247.45
Excess liability / provision written back	138.43	393.11
Miscellaneous income	200.48	116.91
Total other income	1,495.18	1,169.52

26 Cost of material consumed	For the year ended 31 March 2023	For the year ended 31 March 2022
Raw material consumed*		
At the beginning of year	2,852.35	2,818.90
Add: Purchases during the year	180,606.64	140,414.20
Less: At the end of the year	3,602.54	2,852.35
Total cost of material consumed	179,856.45	140,380.75

*Includes packing material also.

27 Changes in inventories of finished goods and work-in-progress	For the year ended 31 March 2023	For the year ended 31 March 2022
Opening balance		
Finished goods	4,906.17	4,464.36
Work-in-progress	3,481.02	2,887.41
Total opening balance	8,387.19	7,351.77
Closing Balance		
Finished goods	6,342.77	4,906.17
Work-in-progress	3,699.75	3,481.02
Total closing balance	10,042.52	8,387.19
Total changes in inventories of finished goods and work-in-progress	(1,655.33)	(1,035.42)

28 Employee benefits expense	For the year ended 31 March 2023	For the year ended 31 March 2022
Salaries, wages and bonus	11,875.61	10,476.47
Contribution to provident fund and other funds (refer note 28.1)	607.20	559.84
Gratuity (refer note 17.1)	406.25	410.46
Compensated absences	88.03	12.83
Staff welfare expenses	933.29	810.61
Total employee benefits expense	13,910.38	12,270.21

28.1 Defined contribution plan

The Company has certain defined contribution plans. The contributions are made to provident fund in India for employees at the prescribed rates of the basic salary as per Employees' Provident Funds and Miscellaneous Provisions Act, 1952. The contributions are made to recognised provident fund administered by the government. The obligation of the Company is limited to the amount contributed and it has no further contractual nor any constructive obligation.
The expense recognised during the year towards the defined contribution plan is INR 568.24 lakhs. (31 March 2022 : INR 519.60 lakhs)



ASK Automotive Limited (formerly known as ASK Automotive Private Limited)
Notes forming part of standalone financial statements (continued)
CIN: U34300DL1988PLC030342
(All amounts are in INR Lakhs, except otherwise stated)

29 Finance costs	For the year ended 31 March 2023	For the year ended 31 March 2022
Interest		
Interest expenses on financial liabilities measured at amortised cost	999.28	644.76
Interest on delayed payment of statutory dues	3.28	19.90
Interest on lease liability	79.18	128.17
Others		
Other borrowing cost	3.60	12.36
Total finance costs	1,085.34	805.19

30 Depreciation and amortisation expense	For the year ended 31 March 2023	For the year ended 31 March 2022
Depreciation of property, plant and equipment (refer note 3)	5,223.88	4,762.20
Amortisation of other intangible assets (refer note 4C)	114.00	148.30
Amortisation of right of use assets (refer note 4A)	640.47	672.01
Total depreciation and amortisation expense	5,978.35	5,582.51

31 Other expenses	For the year ended 31 March 2023	For the year ended 31 March 2022
Power and fuel	9,254.40	7,440.95
Consumption of stores and spares	5,415.33	4,640.97
Job work charges	4,561.23	3,681.49
Contractual labour charges	12,778.61	11,042.26
Freight and forwarding	3,132.91	2,502.11
Rent expenses	265.76	217.38
Rates and taxes	58.73	43.60
Repair and maintenance		
- Plant and machinery	427.02	298.86
- Building	241.64	172.98
- Others	276.66	248.65
Sales and promotion expenses	357.59	102.76
Travelling and conveyance	492.71	290.56
Telephone and communication expenses	54.76	48.01
Insurance	252.14	223.43
Security expenses	367.66	371.63
Legal and professional expenses	959.75	570.20
Payment to auditor (refer note 31.1)	56.24	40.95
Testing expenses	89.12	78.28
Royalty	229.43	145.06
Provision for doubtful debts	12.12	0.01
Running and maintenance of vehicle	131.88	112.42
Amount written off	20.74	-
Property, plant and equipment discarded	41.13	0.11
Corporate social responsibility expenditure (refer note 31.2)	275.05	313.06
Miscellaneous expenses	301.93	222.37
Total other expenses	40,054.54	32,808.10

31.1 Payment to auditor (excluding Goods and Services tax wherever applicable)	For the year ended 31 March 2023	For the year ended 31 March 2022
As auditor		
- Audit fee	49.50	38.00
- Other Services	3.40	1.90
- Out of pocket expenses	3.34	1.05
	56.24	40.95

31.2 Corporate social responsibility expenditure

In accordance with the provisions of section 135 of the Companies Act 2013, the Board of Directors of the Company had constituted a Corporate Social Responsibility (CSR) Committee. The CSR Committee has been examining and evaluating suitable proposals for deployment of funds towards CSR initiatives. During the current year ended 31 March 2023, Company has contributed following sums towards CSR initiatives.

Details of CSR expenditure incurred for the year is outlined below:

	For the year ended 31 March 2023	For the year ended 31 March 2022
Amount required to be spent as per section 135 of the Act	275.05	313.06
Amount spent during the year on:		
(i) Construction/acquisition of an asset	-	-
(ii) On purposes other than (i) above	215.44	300.63
Shortfall ^(*)	59.61	12.43

@ The shortfall of INR 59.61 lakhs (31 March 2022: INR 12.43 lakhs) forms part of the ongoing projects.

Details of expenditure incurred	For the year ended 31 March 2023	For the year ended 31 March 2022
Contribution to a Trust ("AHSAAAS") promoted by the Company for its CSR activities towards promoting healthcare including preventive healthcare, promoting education, empowering women and other activities as defined under section 135 of the Companies Act, 2013	63.17	244.84
Expenditure directly incurred by the Company	152.27	55.79
Total expense incurred by the Company	215.44	300.63



(a) Details of Unspent CSR Expenditure on Ongoing Projects (Section 135(6))	For the year ended 31 March 2023	For the year ended 31 March 2022
With Company		
Opening Balance	12.50	209.85
Unspent amount for the year*	60.00	12.50
Transferred to Separate CSR Unspent A/c	12.50	209.85
Closing Balance	60.00	12.50
In Separate CSR Unspent A/c		
Opening Balance	65.64	-
Transferred from Company	12.50	209.85
Amount spent during the year [#]	7.84	144.21
Closing Balance	70.30	65.64

This is the amount transferred by the ASK Automotive Limited to the AHSAAS, actual amount spent by the AHSAAS during the year is INR 6.76 lakhs.

* The Board of the company during the year under review has approved INR 60 lakhs (31 March 2022: INR 12.50 lakhs) for ongoing projects.

As per Section 135(6) of the Companies Act 2013, the Company is required to transfer the unspent amount pertaining to ongoing project to a special account called "Unspent Corporate Social Responsibility Account" within 30 days from end of respective financial year. In this regard the Company has transferred INR 60 Lakhs (31 March 2022: INR 12.50 Lakhs) to the special account on 29 April 2023. Out of the amounts deposited in the bank account for prior year, Company has transferred to AHSAAS INR 7.84 Lakhs (31 March 2022: INR 144.21 lakhs).

32 Income tax expense	For the year ended 31 March 2023	For the year ended 31 March 2022
Profit and Loss		
Current tax		
Current Year	4,851.05	3,168.18
Prior Years	6.63	(13.97)
Deferred tax (Credit) during the year (refer note 19.1)	(177.11)	(120.99)
Total	4,680.57	3,033.22
Other Comprehensive Income (OCI)		
Deferred tax during the year (refer note 19.1)	1.80	31.87
Total income tax expense	4,682.37	3,065.09

(ii) Reconciliation of effective tax rate:

Reconciliation of tax expense and the accounting profit multiplied by India's domestic tax rate:

Particulars	For the year ended 31 March 2023	For the year ended 31 March 2022
Profit before income tax expense	18,279.81	11,906.29
Other Comprehensive income before tax	7.17	126.61
Tax using the Company's domestic tax rate 25.168%	4,602.47	3,028.44

Tax effect of amounts which are not deductible (taxable) in calculating taxable income:

Corporate social responsibility expenditure	69.22	78.79
Tax Provision for earlier year	6.63	(13.97)
Government grant income	(71.54)	(62.28)
Others	75.59	34.11
Income tax expense	4,682.37	3,065.09

33 Earnings per share

Earnings per share is calculated by dividing the profit attributable to the equity shareholders by the average number of equity shares and weighted average number of equity shares outstanding. The reconciliation of the number of shares and weighted average number of shares for the purpose of basic and diluted earnings per share to the number of equity shares and weighted average number of ordinary equity shares used in the calculation of basic and diluted earnings per share is as follows:

Number of shares	For the year ended 31 March 2023	For the year ended 31 March 2022
Opening	200,892,600	203,442,600
Buyback of shares (refer note 13 (vii))	(3,750,000)	(2,550,000)
Closing	197,142,600	200,892,600
Weighted average number of shares	For the year ended 31 March 2023	For the year ended 31 March 2022
Opening	200,892,600	203,442,600
Adjusted buyback of shares	(1,900,685)	(1,487,500)
Closing	198,991,915	201,955,100

The numerators and denominators used to calculate the basic and diluted EPS are as follows:

	For the year ended 31 March 2023	For the year ended 31 March 2022
Profit attributable to equity holders of the Company (A)	13,599.24	8,873.07
Numbers of equity shares (in Lakhs) (B)	1,971	2,009
Weighted average number of equity shares (in Lakhs) (C)	1,990	2,020
Nominal value per equity share (refer note 13(iv))	2.00	2.00
Earnings per equity share (INR)		
Basic and Diluted (D)	(D=A/C)	
	6.83	4.39



34 Segment Reporting

The business activity of the Company falls within one operating segment viz. manufacturing of auto components including advanced braking systems, aluminium lightweighting precision solutions and safety control cables (earlier considered as friction material components; pressure die casted, machined and painted components; and safety control cables) primarily for automobile industry and substantial sale of the products is within India. The Board of Directors, which has been identified as being the Chief Operating Decision Maker (CODM), evaluates the Company's performance, allocate resources based on the analysis of the various performance indicator of the Company as a single unit. Therefore, there is one reportable segment for the Company.
For information about revenue by geography and revenue from major customers, refer note 45A and 24 respectively.

35 Information about interest in Other entities

A Interest in subsidiary

The Company's interest and share in subsidiary.

No.	Name	Principal place of business	Ownership interest as at 31 March 2023	Ownership interest as at 31 March 2022
1	ASK Automobiles Private Limited	India	100%	100%

B Interest in Joint venture

No.	Name	Principal place of business	Ownership interest as at 31 March 2023	Ownership interest as at 31 March 2022
1	ASK Fras-Le Friction Private Limited	India	49%	49%

The Company's interest in joint venture in the jointly controlled operations as at 31 March 2023 are as follows:

No.	Name of joint venture partner	Description of interest	Nature of operation
1	Fras-Le S.A., Brazil	Jointly controlled operation	A joint venture agreement effective from 5 December 2017. The principal activity of the venture is the production and marketing of commercial vehicle brake pads and brake linings (also refer note 35.1 below)

35.1 As per joint venture agreement, the scope and value of work of each partner has been clearly defined and accepted by the partners. The Company's share in the joint venture company is duly accounted for in the accounts of the Company in accordance with such division of work and therefore does not require separate disclosure.

36 Capital and other commitments*

Estimated amount of contracts remaining to be executed on capital account and not provided for (net of advances) is outlined in the table below:

	As at 31 March 2023	As at 31 March 2022
Property, plant and equipment - Capital commitment (gross)	1,215.55	511.39
Less: Advances paid	(271.53)	(174.31)
Property, plant and equipment - Capital commitment (net)	944.02	337.08

*The above amount excludes Goods and Services Tax.

37 Contingent liabilities

(i) Corporate guarantees given to banks on account of facilities granted by banks to joint venture and subsidiary company.

The following is a description of claims and assertions where a potential loss is possible, but not probable. The Company believes that none of the contingencies described below would have a material adverse effect on the Company's financial condition, results of operations or cash flows:

Description	Purpose of guarantee	As at 31 March 2023	As at 31 March 2022
ASK Fras-le Friction Private Limited*	Term Loan and Working capital requirement	8,350.00	8,350.00
ASK Automobiles Private Limited	Term Loan and Working capital requirement	25,400.00	21,400.00
Total		33,750.00	29,750.00

*As co guarantor with Fras-Le S.A., Brazil as per their shareholding in Joint venture company.

(ii) Others

Surety bonds executed by the company in favor of the President of India, under Export Promotion Capital Goods Scheme (EPCG) for importing capital goods at concessional rate of custom duty. As at 31 March 2023, there is no unfulfilled export obligation. As at 31 March 2022, amount of duties and taxes saved of INR 845.82 Lakhs against which there was an unfulfilled export obligation.

(This space has been intentionally left blank)



38 Financial instruments - Fair values measurement and risk management

A Fair values measurement

(i) Financial instruments - by category

The accounting classification of each category of financial instruments, their carrying values and fair values are set out below:

Particulars	As at 31 March 2023				As at 31 March 2022			
	Total Carrying value			Total Fair Value	Total Carrying value			Total Fair Value
	Fair Value through Profit or Loss	Fair Value through Other Comprehensive income	Amortised Cost		Fair Value through Profit or Loss	Fair Value through Other Comprehensive income	Amortised Cost	
Financial assets								
Loans	-	-	6,282.41	6,282.41	-	-	3,166.60	3,166.60
Trade receivables	-	-	21,062.13	21,062.13	-	-	20,116.05	20,116.05
Cash and cash equivalents	-	-	110.91	110.91	-	-	94.59	94.59
Other bank balances	-	-	15.00	15.00	-	-	26.48	26.48
Other deposits	-	-	66.92	66.92	-	-	-	-
Security deposits	-	-	1,015.53	1,015.53	-	-	865.57	865.57
Other financial assets	-	-	782.47	782.47	-	-	92.97	92.97
Total financial assets	-	-	29,335.37	29,335.37	-	-	24,362.26	24,362.26
Financial liabilities								
Borrowings	-	-	16,350.44	16,350.44	-	-	10,468.22	10,468.22
Lease liability	-	-	742.56	742.56	-	-	1,462.28	1,462.28
Trade payables	-	-	17,052.20	17,052.20	-	-	17,878.98	17,878.98
Capital creditors	-	-	639.25	639.25	-	-	687.34	687.34
Interest accrued	-	-	44.80	44.80	-	-	20.34	20.34
Employee related payable	-	-	1,366.57	1,366.57	-	-	1,227.57	1,227.57
Security deposit received	-	-	118.50	118.50	-	-	117.26	117.26
Others liabilities	-	-	18.39	18.39	-	-	41.67	41.67
Total financial liabilities	-	-	36,332.71	36,332.71	-	-	31,903.66	31,903.66

Investment in joint venture and subsidiary is measured at cost as per Ind AS 27, 'Separate financial statements' and hence, not presented here.

B Financial risk management

The Company has exposure to the following risks arising from financial instruments:

- Credit risk;
- Liquidity risk;
- Market risk - Foreign exchange;
- Market risk - Interest rate; and
- Commodity price risk

(I) Risk management framework

The Company's board of directors has overall responsibility for the establishment and oversight of the Company's risk management framework. The board of directors have authorised senior management to establish the processes, who ensures that executive management controls risks through the mechanism of properly defined framework.

The Company's risk management policies are established to identify and analyse the risks faced by the Company, to set appropriate risks limits and controls, to monitor risks and adherence to limits. Risk management policies are reviewed regularly to reflect changes in market conditions and the Company's activities. The Company, through its training and management standards and procedures, aims to maintain a disciplined and constructive control environment in which all employees understand their roles and obligations.

(a) Credit risk

The maximum exposure to credit risks is represented by the total carrying amount of these financial assets in the standalone balance sheet are as follows:

	As at 31 March 2023	As at 31 March 2022
Financial assets		
Loans	6,282.41	3,166.60
Trade receivables	21,062.13	20,116.05
Cash and cash equivalents	110.91	94.59
Other bank balances	15.00	26.48
Other deposits	66.92	-
Security deposits	1,015.53	865.57
Other financial assets	782.47	92.97
Total financial assets	29,335.37	24,362.26

Credit risk is the risk of financial loss to the Company if a customer or counterparty to a financial instrument fails to meet its contractual obligations, and arises principally from the Company's receivables from customers, loans.

Credit risk on cash and cash equivalents is limited as the Company generally invests in deposits with banks with high credit ratings assigned by domestic credit rating agencies. While cash and cash equivalents are also subject to the impairment requirements of Ind AS 109, the identified impairment loss was immaterial.

The maximum exposure to the credit risk at the reporting date is primarily from trade receivables. Trade receivables are unsecured and are derived from revenue earned from customers primarily located in India. The Company does monitor the economic environment in which it operates.

The Company considers the probability of default upon initial recognition of loan and whether there has been a significant increase in credit risk on an ongoing basis throughout each reporting period. To assess whether there is a significant increase in credit risk, the Company compares the risk of a default occurring on the loan as at the reporting date with the risk of default as at the date of initial recognition. It considers available reasonable and supportive forward-looking information. Especially the following indicators are incorporated:

- * actual or expected significant adverse changes in business, financial or economic conditions that are expected to cause a significant change to the borrower's ability to meet its obligations
- * actual or expected significant changes in the operating results of the borrower

Credit risk has always been managed by the Company through credit approvals, establishing credit limits and continuously monitoring the creditworthiness of customers to which the Company grants credit terms in the normal course of business. On account of adoption of Ind AS 109, the Company uses expected credit loss (ECL) model to assess the impairment loss or gain. The Company uses a provision matrix to compute the expected credit loss allowance for trade receivables. The provision matrix takes into account available external and internal credit risk factors such as Company's historical experience for customers.



(i) Expected credit loss for investment carried at amortised cost and other financial assets

As at 31 March 2023

Asset group	Estimated gross carrying amount of default	Expected probability of default	Expected credit loss	Carrying amount net of impairment provision
Loan	6,282.41	0%	-	6,282.41
Cash and cash equivalents	110.91	0%	-	110.91
Other bank balances	15.00	0%	-	15.00
Other deposits	66.92	0%	-	66.92
Security deposits	1,015.53	0%	-	1,015.53
Other financial assets	782.47	0%	-	782.47

As at 31 March 2022

Asset group	Estimated gross carrying amount of default	Expected probability of default	Expected credit loss	Carrying amount net of impairment provision
Loan	3,166.60	0%	-	3,166.60
Cash and cash equivalents	94.59	0%	-	94.59
Other bank balances	26.48	0%	-	26.48
Security deposits	865.57	0%	-	865.57
Other financial assets	92.97	0%	-	92.97

The credit risk for investment carried at amortised cost and other financial assets is considered negligible. However, specific provision is made in case a particular receivable is considered to be non-recoverable.

(ii) Expected credit loss for trade receivables under simplified approach

The Company's exposure to credit risk for trade receivables is as follows:

Particulars	Gross carrying amount	
	As at 31 March 2023	As at 31 March 2022
Trade receivables considered good - Unsecured	21,062.13	20,116.05
Trade receivables - credit impaired	16.03	33.39
Total	21,078.16	20,149.44
Less: Loss allowance	(16.03)	(33.39)
Carrying amount of trade receivables (net of loss allowance)	21,062.13	20,116.05

The following table summarises the change in the loss allowance:

Loss allowance as on 1 April 2021	46.67
Add/(Less): Loss allowance (net)	(13.28)
Loss allowance as on 31 March 2022	33.39
Add/(Less): Loss allowance (net)	(17.36)
Loss allowance as on 31 March 2023	16.03

(b) Liquidity risk

Prudent liquidity risk management implies maintaining sufficient cash and marketable securities and the availability of funding through an adequate amount of committed credit facilities to meet obligations when due. Due to the nature of the business, the Company maintains flexibility in funding by maintaining availability under committed facilities. Management monitors rolling forecasts of the Company's liquidity position and cash and cash equivalents on the basis of expected cash flows. The Company takes into account the liquidity of the market in which the entity operates. In addition, the Company's liquidity management policy involves projecting cash flows in major currencies and considering the level of liquid assets necessary to meet these, monitoring balance sheet liquidity ratios against internal and external regulatory requirements and maintaining debt financing plans.

(i) Maturities of financial liabilities

The tables below analyses the Company's financial liabilities into relevant maturity groupings based on their contractual maturities for all non-derivative financial liabilities. The amounts disclosed in the table are the contractual undiscounted cash flows. Balances due within 12 months equal their carrying balances as the impact of discounting is not significant.

As at 31 March 2023	Contractual cash flows					Total
	6 months or less	6-12 months	1-2 years	2-5 years	More than 5 years	
Financial liabilities - borrowings*	9,597.79	1,054.42	2,104.85	4,811.38	385.90	17,954.34
Lease liabilities	343.52	344.45	69.10	19.06	-	776.13
Trade payables	17,052.20	-	-	-	-	17,052.20
Other financial liabilities	2,187.51	-	-	-	-	2,187.51
Total	29,181.02	1,398.87	2,173.95	4,830.44	385.90	37,970.18

As at 31 March 2022	Contractual cash flows					Total
	6 months or less	6-12 months	1-2 years	2-5 years	More than 5 years	
Financial liabilities - borrowings*	5,060.67	1,042.58	1,943.49	3,230.39	46.84	11,323.97
Lease liabilities	369.53	365.17	736.27	112.32	-	1,583.29
Trade payables	17,878.98	-	-	-	-	17,878.98
Other financial liabilities	2,094.18	-	-	-	-	2,094.18
Total	25,403.36	1,407.75	2,679.76	3,342.71	46.84	32,880.42

*Amortised amount of upfront fees/charges paid at the time of sanction/disbursement of loan in the above outstanding is INR 0.50 lakhs (31 March 2022 INR 1.56 lakhs). This amount further includes future undiscounted cash flows for interest on term loans INR 1603.41 lakhs (31 March 2022 INR 854.21 lakhs).

(This space has been intentionally left blank)



(c) Market risk

Market risk is the risk that the future cash flows of a financial instrument will fluctuate because of changes in market prices. Market risk comprises two types of risk: currency risk and interest rate risk. The objective of market risk management is to manage and control market risk exposures within acceptable parameters, while optimising the return.

(i) Currency risk

Currency risk is the risk that the future cash flows of a financial instrument will fluctuate because of changes in foreign exchange rates. The Company is exposed to the effects of fluctuation in the prevailing foreign currency exchange rates on its financial position and cash flows. Exposure arises primarily due to exchange rate fluctuations between the functional currency and other currencies from the Company's operating, investing and financing activities.

Exposure to currency risk

The summary of quantitative data about the Company's unhedged exposure to currency risk, as expressed in INR :

Particulars	As at 31 March 2023			As at 31 March 2023			As at 31 March 2023		
	Amount in foreign currency			Exchange rate			Amount in INR		
	USD	EURO	JPY	USD	EURO	JPY	USD	EURO	JPY
Financial assets									
Trade receivables	20.88	0.00	-	82.22	89.61	0.62	1,716.41	0.13	-
	20.88	0.00	-				1,716.41	0.13	-
Financial liabilities									
Trade payables	0.30	-	154.41	82.22	89.61	0.62	24.67	-	95.43
	0.30	-	154.41				24.67	-	95.43

Particulars	As at 31 March 2022			As at 31 March 2022			As at 31 March 2022		
	Amount in foreign currency			Exchange rate			Amount in INR		
	USD	EURO	JPY	USD	EURO	JPY	USD	EURO	JPY
Financial assets									
Trade receivables	23.88	-	-	75.81	84.66	0.62	1,810.27	-	-
	23.88	-	-				1,810.27	-	-
Financial liabilities									
Trade payables	1.97	-	118.72	75.81	84.66	0.62	149.26	-	73.88
	1.97	-	118.72				149.26	-	73.88

Sensitivity analysis

A reasonably possible strengthening (weakening) of the Indian Rupee against below currencies at 31 March 2023 would have affected the measurement of financial instruments denominated in functional currency and affected equity and profit or loss by the amounts shown below. This analysis is performed on foreign currency denominated monetary financial assets and financial liabilities outstanding as at the year end. This analysis assumes that all other variables, in particular interest rates, remain constant and ignores any impact of forecast sales and purchases.

Particulars	As at 31 March 2023	As at 31 March 2022
USD sensitivity*		
INR/USD- increase by 8.46% (as at 31 March 2022 3.13%)	143.12	51.99
INR/USD- decrease by 8.46% (as at 31 March 2022 3.13%)	(143.12)	(51.99)
EURO sensitivity*		
INR/EURO- increase by 5.84%(as at 31 March 2022 1.67%)	0.01	-
INR/EURO- decrease by 5.84%(as at 31 March 2022 1.67%)	(0.01)	-
JPY sensitivity*		
INR/JPY- increase by 0.69% (as at 31 March 2022 6.22%)	(0.66)	(4.60)
INR/JPY- decrease by 0.69% (as at 31 March 2022 6.22%)	0.66	4.60

* Holding all other variables constant

Note- We have considered change in aforesaid rate by the difference in closing and opening rate.

(ii) Interest rate risk

Interest rate risk is the risk that the future cash flows of a financial instrument will fluctuate because of changes in market interest rates. The Company's main interest rate risk arises from long-term borrowings and short term borrowings with variable rates.

Interest rate risk exposure

The Company's interest rate risk arises majorly from the term loans from banks carrying floating rate of interest. The exposure of the Company's borrowing to interest rate changes as reported to the management at the end of the reporting year are as follows:

	As at 31 March 2023	As at 31 March 2022
Variable rate borrowing	13,100.88	6,942.93
Weighted average interest rate	7.58%	6.79%

Sensitivity analysis

A reasonably possible change of 100 basis points (bps) in interest rates at the reporting date would have increased / (decreased) equity and profit or loss by the amounts shown below. This analysis assumes that all other variables, in particular foreign currency exchange rates, remain constant.

	For the year ended 31 March 2023	For the year ended 31 March 2022
Interest sensitivity*		
Interest rates – increase by 100 basis points (100 bps)	(131.01)	(94.05)
Interest rates – decrease by 100 basis points (100 bps)	131.01	94.05

* Holding all other variables constant

(This space has been intentionally left blank)



(d) **Commodity price risk**

Fluctuation in commodity price in market affects directly or indirectly the price of raw material and components used by the Company. The Company sells its products mainly to Original Equipment Manufacturers for whom it is manufacturing auto components. The Company does regular negotiation / adjustment of prices on the basis of changes in commodity prices.

(II) **Capital management**

For the purpose of the Company's capital management, capital includes issued equity share capital, securities premium reserve and all other equity reserves attributable to the equity holders of the Company. The primary objective of the management of the Company's capital structure is to maintain an efficient mix of debt and equity in order to achieve a low cost of capital, while taking into account the desirability of retaining financial flexibility to pursue business opportunities and adequate access to liquidity to mitigate the effect of unforeseen events on cash flows.

The Company manages its capital structure and makes adjustments to it in light of changes in economic conditions. To maintain or adjust the capital structure, the Company may return capital to shareholders, raise new debt or issue new shares.

The Company monitors capital on the basis of the debt to capital ratio, which is calculated as adjusted net interest-bearing debts divided by total capital.

Particulars	As at 31 March	As at 31 March
	2023	2022
Short term borrowings (refer note 20)	10,044.39	5,744.44
Long term borrowings (refer note 15)	6,306.05	4,723.77
Less : Cash and cash equivalent (refer note 11)	(110.91)	(94.59)
Adjusted net debt	A 16,239.53	10,373.62
Total capital (refer note 13 and 14)	B 69,081.80	66,573.82
Net debt to equity ratio (in times) *	A/B 0.24	0.16

*The Company's adjusted net debt has increased by INR 5,865.91 lakhs for capital expenditure and working capital requirement against increase in shareholder's equity by INR 2,507.98 lakhs.

39 **Related party disclosures**

Disclosure of related parties/related party transactions pursuant to Ind AS 24 "Related Party Disclosures".

A **Name of the related parties and nature of the related party relationship:**

Name of the entity	Principal place of operation / country of incorporation
(i) Entities in which directors of the Company and their relatives are able to exercise significant influence ("Significant Influence") with whom transactions have taken place.	
A.P.Automotives Private Limited	India
AA Friction Materials Private Limited	India
Vijaylaxmi Infra Projects Private Limited	India
AHSAAS Trust	India
(ii) Wholly Owned Subsidiary	
ASK Automobiles Private Limited	India
(iii) Joint Venture	
ASK Fras-Le Friction Private Limited	India
Name	Designation
(iv) Key management personnel and relatives of key management personnel ("KMP")	
Mr. Kuldip Singh Rathee	Managing Director
Mrs. Vijay Rathee	Director
Mr. Prashant Rathee	Executive Director
Mr. Aman Rathee	Executive Director
Mr. Rajesh Kataria	Executive Director
Mr. Kumarsh Chandra Misra	Independent Director (w.e.f. 01 April 2023)
Ms. Deepthi Sehgal	Independent Director (w.e.f. 01 April 2023)
Mr. Arun Duggal	Independent Director (w.e.f. 01 May 2023)
Mr. Yogesh Kapur	Independent Director (w.e.f. 01 May 2023)
Mr. Vinay Kumar Piparsania	Independent Director (w.e.f. 01 May 2023)
Ms. Rajani Sharma	Company Secretary
Mr. Naresh Kumar	Chief Financial Officer (w.e.f. 28 March 2023)

(This space has been intentionally left blank)



ASK Automotive Limited (formerly known as ASK Automotive Private Limited)
Notes forming part of standalone financial statements (continued)
CIN: U34300DL1988PLC030342
(All amounts are in INR Lakhs, except otherwise stated)

39 Related party disclosures (continued)

B Particulars of transactions with related parties

Nature of transaction and name of related party	For the year ended 31 March 2023			For the year ended 31 March 2022				
	Joint Venture	Entities in which directors of the Company and their relatives are able to exercise significant influence	Wholly Owned Subsidiary	Key Management Personnel	Joint Venture	Entities in which directors of the Company and their relatives are able to exercise significant influence	Wholly Owned Subsidiary	Key Management Personnel
Purchase of goods*								
ASK Fras-Le Friction Private Limited	67.54	4,511.44	-	-	2.36	-	-	-
AA Friction Materials Private Limited	-	-	-	-	-	-	-	-
ASK Automobiles Private Limited	-	-	1.61	-	-	-	-	-
Buyback of Securities - Equity Shares³								
Kuldip Singh Rathee	-	-	-	9,000.00	-	-	-	5,992.50
Investments in equity shares								
ASK Automobiles Private Limited	-	-	-	-	-	-	75.00	-
ASK Fras-Le Friction Private Limited	1,200.50	-	-	-	-	-	-	-
Purchase of fixed assets*								
AA Friction Materials Private Limited	-	25.26	-	-	-	-	-	-
ASK Automobiles Private Limited	-	-	363.61	-	-	-	-	-
Rent paid*								
A.P. Automotives Private Limited	-	181.85	-	-	-	-	-	249.22
Mr. Prashant Rathee	-	-	-	261.68	-	-	-	249.22
Mr. Aman Rathee	-	-	-	261.68	-	-	-	-
ASK Automobiles Private Limited	-	-	15.45	-	-	-	-	-
Receiving of service*								
AA Friction Materials Private Limited	-	825.10	-	-	-	-	-	-
ASK Fras-Le Friction Private Limited	29.61	-	-	-	-	-	-	-
Vijayaxmi Infra Projects Private Limited	-	-	-	-	-	-	-	176.00
Loan given								
ASK Automobiles Private Limited	-	-	3,115.80	-	-	-	2,100.10	-
Interest Earned on loan given								
ASK Fras-Le Friction Private Limited	95.99	-	-	-	95.99	-	-	-
ASK Automobiles Private Limited	-	-	365.20	-	-	-	-	-
Sale of services*								
ASK Fras-Le Friction Private Limited	259.10	-	24.12	-	163.51	-	-	-
ASK Automobiles Private Limited	-	-	-	-	-	-	2.14	-



B Particulars of transactions with related parties (continued)

Nature of transaction and name of related party	For the year ended 31 March 2023			For the year ended 31 March 2022				
	Joint Venture	Entities in which directors of the Company and their relatives are able to exercise significant influence	Wholly Owned Subsidiary	Key Management Personnel	Joint Venture	Entities in which directors of the Company and their relatives are able to exercise significant influence	Wholly Owned Subsidiary	Key Management Personnel
Sale of products*								
ASK Fras-Le Friction Private Limited	123.48	-	-	-	38.89	-	-	-
AA Friction Materials Private Limited	-	19.67	38.43	-	-	742.62	-	-
ASK Automobiles Private Limited	-	-	-	-	-	-	-	-
Sale of fixed assets*								
ASK Fras-Le Friction Private Limited	12.91	2.47	-	-	-	1.74	-	-
AA Friction Materials Private Limited	-	-	265.78	-	-	-	-	-
ASK Automobiles Private Limited	-	-	-	0.61	-	-	-	-
Mrs. Vijay Rathee	-	-	-	-	-	-	-	-
Security deposit given								
A.P. Automotives Private Limited	-	-	-	-	-	82.80	-	-
ASK Automobiles Private Limited	-	-	3.57	-	-	-	-	-
Security deposit given received back								
A.P. Automotives Private Limited	-	-	-	-	-	6.30	-	-
Advances given received back								
Mr. Rajesh Kataria	-	-	-	-	-	-	-	19.63
Director's Remuneration								
Mr. Kuldip Singh Rathee	-	-	-	697.25	-	-	-	647.74
Mr. Prashant Rathee	-	-	-	233.64	-	-	-	265.36
Mr. Aman Rathee	-	-	-	233.64	-	-	-	265.36
Mr. Rajesh Kataria	-	-	-	33.42	-	-	-	30.31
Remuneration								
Ms. Rajami Sharma	-	-	-	40.94	-	-	-	36.88
Mr. Naresh Kumar [#]	-	-	-	84.33	-	-	-	84.21
Corporate guarantees given								
ASK Fras-Le Friction Private Limited	-	-	-	-	2,950.00	-	-	-
ASK Automobiles Private Limited	-	-	4,000.00	-	-	-	-	-
CSR expenditure paid								
Ahsaas Trust	-	63.17	-	-	-	244.84	-	-
Paid for CSR Ongoing projects								
Ahsaas Trust	-	7.84	-	-	-	144.21	-	-

*Transactions have been reported inclusive of applicable taxes.

[#]Refer note 13(vii) for details



ASK Automotive Limited (formerly known as ASK Automotive Private Limited)
Notes forming part of standalone financial statements (continued)
CIN: U34300DL1988PLC030342
(All amounts are in INR Lakhs, except otherwise stated)

C Balance outstanding at the end of the year

Nature of balances and name of related party	As at 31 March 2023			As at 31 March 2022				
	Joint Venture	Entities in which directors of the Company and their relatives are able to exercise significant influence	Wholly Owned Subsidiary	Key Management Personnel	Joint Venture	Entities in which directors of the Company and their relatives are able to exercise significant influence	Wholly Owned Subsidiary	Key Management Personnel
Investment in equity shares								
ASK Automobiles Private Limited			75.00				75.00	
ASK Frac-Le Friction Private Limited	4,312.00				3,111.50			
Trade receivables								
ASK Frac-Le Friction Private Limited					54.81			
ASK Automobiles Private Limited			17.65					
Receivables - Capital asset								
ASK Automobiles Private Limited			198.95					
Interest receivables								
ASK Frac-Le Friction Private Limited	21.60				21.60			
ASK Automobiles Private Limited			375.45				46.77	
Trade payables								
ASK Frac-Le Friction Private Limited					0.14			
Vijaylaxmi Infra Projects Private Limited						13.66		
Security deposits given								
A.P. Automotives Private Limited		82.80						
ASK Automobiles Private Limited			3.57					96.00
Mr. Prashant Rathec								96.00
Mr. Aman Rathec								
Loan given								
ASK Frac-Le Friction Private Limited	1,066.50				1,066.50			
ASK Automobiles Private Limited			5,215.90				2,100.10	
Remuneration payable								
Mr. Kuldip Singh Rathec								57.02
Mr. Prashant Rathec								0.30
Mr. Aman Rathec								0.30
Mr. Rajesh Katara								1.87
Ms. Rajani Sharma								1.68
Mr. Naresh Kumar ⁴								2.58
								3.53
Corporate guarantees given to banks on account of facilities granted by banks								
ASK Frac-Le Friction Private Limited	8,350.00				8,350.00		21,400.00	
ASK Automobiles Private Limited			25,400.00					

⁴Mr. Naresh Kumar has been considered as key management personnel w.e.f. 28 March 2023. However, his remuneration for the entire year has been disclosed above.

39.1 Transactions with related parties are made on terms equivalent to those that prevail in arm's length transactions.

39.2 As the liabilities for the gratuity and compensated absence are provided on an actuarial basis for the Company as a whole rather than each individual employee, the amounts pertaining specifically to KMP are not known and hence, not included in the above table. Gratuity and compensated absence, are included based on actual payment in respective year based in the above table. The above KMP remuneration does not include employer contribution to employee provident fund.

39.3 The amount of INR 162.92 lakhs incurred during the year ended 31 March 2023 towards Initial public offer related transaction costs, which the Company will recover or adjust from the selling shareholders or reserves and surplus in proportion to the offer for sale or fresh issue of equity shares respectively to be decided in due course. Also, refer note 6.

39.4 The Company has given financial support to its Subsidiary Company (ASK Automobiles Private Limited) for the year ended 31 March 2023 and Joint Venture Company (ASK Frac-Le Friction Private Limited) for the years ended 31 March 2023 and 31 March 2022.



ASK Automotive Limited (formerly known as ASK Automotive Private Limited)

Notes forming part of standalone financial statements (continued)

CIN: U34300DL1988PLC030342

(All amounts are in INR Lakhs, except otherwise stated)

40 Restatement of previously reported financial information

During the current year ended 31 March 2023, the Company has restated the comparative financial information as at 31 March 2022 presented in these financial statements due to classification of certain balances as further explained in Note 10.3 and 20.1. The impact of these adjustments as at 31 March 2022 and 01 April 2021 is not considered to be material to the Company, as there is no impact on standalone statement of profit and loss, net worth or key financial ratios of the Company reported in earlier years. The impact of restatement is detailed below:

A) Impact on standalone financial statement line items:

Particulars	Notes	Amount as on	Adjustments	Amount as on	Amount as on	Adjustments	Amount as on
		31 March 2022 (Reported)		31 March 2022 (Restated)	01 April 2021 (Reported)		01 April 2021 (Restated)
Current assets							
Trade receivables	Note 10.3	16,590.77	3,525.28	20,116.05	13,270.41	2,587.88	15,858.29
Current liabilities							
Borrowings	Note 20.1	2,219.16	3,525.28	5,744.44	1,134.53	2,587.88	3,722.41

B) Impact on Standalone statement of Cash Flows

Particulars	As at 31 March 2022 (Reported)	Adjustments	As at 31 March 2022 (Restated)
Movement in working capital			
Change in trade receivables	(3,256.18)	(937.40)	(4,193.58)
Cash flow from financing activities			
Movement of short term borrowings (net)	476.60	937.40	1,414.00

C) Impact on key ratios

Particulars	As at 31 March 2022 (Reported)	Adjustments	As at 31 March 2022 (Restated)
Current ratio	1.11	(0.02)	1.09
Debt equity ratio	0.13	0.05	0.18
Trade receivable turnover ratio	13.48	(1.42)	12.06

41 Capital work in progress (CWIP)

CWIP Ageing schedule #

As at 31 March 2023

CWIP	Amount in CWIP for a period of				Total
	Less than 1 year	1-2 years	2-3 years	More than 3 years	
Project in progress	652.82	-	-	-	652.82
Projects temporarily suspended	-	-	-	-	-
Total	652.82	-	-	-	652.82

As at 31 March 2022

CWIP	Amount in CWIP for a period of				Total
	Less than 1 year	1-2 years	2-3 years	More than 3 years	
Project in progress	203.73	-	-	-	203.73
Projects temporarily suspended	-	-	-	-	-
Total	203.73	-	-	-	203.73

The company has no CWIP, whose completion is overdue or has exceeded its cost compared to its original plan.

(This space has been intentionally left blank)



42 Quarterly Statements submitted to Bank

The Company has borrowings from banks and financial institutions (Refer note no 20).
The periodical statements of current assets* submitted by the company with the banks and financial institutions are in agreement with books of account except as under:

For the year ended 31 March 2023

Quarter	Name of Bank	Particulars of security provided	Amount as per books of account	Amount as reported in the quarterly statement	Difference	Reason for material discrepancies
June 2022	**	**	15,485.26	12,102.39	(3,382.87)	The difference is on account of trade receivables discounted through sales invoice discounting facility not netted off during quarterly closure of books of accounts.
September 2022	**	**	17,193.27	13,954.28	(3,238.99)	
December 2022	**	**	13,237.60	10,682.82	(2,554.78)	
March 2023	**	**	19,322.96	16,253.39	(3,069.57)	

For the year ended 31 March 2022

Quarter	Name of Bank	Particulars of security provided	Amount as per books of account	Amount as reported in the quarterly statement	Difference	Reason for material discrepancies
June 2021	**	**	8,908.89	10,761.89	1,853.00	***
September 2021	**	**	11,504.50	12,299.28	794.78	***
December 2021	**	**	13,918.90	14,072.84	153.94	***
March 2022	**	**	14,674.02	10,933.40	(3,740.62)	***

* Current Assets = Inventories + Trade Receivables - Trade Payables

** Name of Bank & Security provided

Name of Bank	Particulars of Security provided
HDFC Bank Limited	Working Capital facility secured by first pari passu charge on current assets and movable fixed assets of the company both present and future excluding assets exclusively financed by term lenders. The said loan is also secured by first pari passu charge on immovable property being land and building at Plot No. 66-67, Udyog Vihar Phase-I, Gurgaon (Haryana).
Kotak Mahindra Bank Limited	Working capital facility is secured by first pari passu hypothecation charge on all existing and future current assets and all existing and future movable fixed assets excluding assets exclusively financed by term lenders. The said loan is also secured by first pari passu mortgage charge on immovable property being land and building situated at Plot No. 66-67, Udyog Vihar Phase-I, Gurgaon (Haryana).
Axis Bank Limited	Working Capital facility is secured by way of first pari passu hypothecation charge on entire current assets and movable fixed assets (excluding assets exclusively financed by term lenders) both present and future of the company. The said loan is also secured by first pari passu charge by way of equitable mortgage on immovable property being land and building situated at Plot No. 66-67, Udyog Vihar Phase-I, Gurgaon (Haryana).
Citi Bank N.A.	Working capital facility is secured by First pari passu charge on present and future stocks and book debts and first pari passu charge on all movable fixed assets of the Company except the assets which are exclusively charged to any lender for term loan facility. The said loan is also secured by way of equitable mortgage on land & building located at Plot No. 66-67, Udyog Vihar Phase-I, Gurgaon (Haryana).

*** Reasons for material discrepancies

Quarter	Goods in Transits	Provisions	Discounted Trade Receivables	Total	Remarks
June 2021	1,369.05	2,269.22	(1,785.27)	1,853.00	Quarterly statements filed with the bank were based on provisional numbers and difference is mainly on account of goods in transit and provisions and also on account of restatement of trade receivables discounted through sales invoice discounting facility.
September 2021	1,560.49	2,965.97	(3,731.68)	794.78	
December 2021	1,167.97	2,462.06	(3,476.09)	153.94	
March 2022	-	(215.34)	(3,525.28)	(3,740.62)	



- 43 The Company recorded the lease liability at the present value of the remaining lease payments discounted at the incremental borrowing rate and has measured right-of-use asset at an amount equal to lease liability.

Right of use assets (net block):

Particulars	Amount
As at 1 April 2021	777.82
Additions	1,702.94
Deletions/Adjustment	(371.35)
Amortisation during the year	672.01
As at 31 March 2022	1,437.40
Additions	-
Deletions/Adjustment	(75.29)
Amortisation during the year	640.47
As at 31 March 2023	721.64

Lease liability:

Particulars	Amount
As at 1 April 2021	427.42
Additions	1,649.37
Deletions/Adjustment	26.68
Finance cost for the year	128.17
Repayment made during the year (including interest)	716.00
As at 31 March 2022	1,462.28
Additions	-
Deletions/Adjustment	90.81
Finance cost for the year	79.18
Repayment made during the year (including interest)	708.09
As at 31 March 2023	742.56

Maturity profile of Lease liability:

Year ended 31 March 2023

Particulars	within 1 year	1-3 years	3-5 years	Above 5 years	Total
Lease payments (Cash)	687.97	88.16	-	-	776.13
Less:- Interest payments	29.28	4.29	-	-	33.57
Lease Principal	658.69	83.87	-	-	742.56

Year ended 31 March 2022

Particulars	within 1 year	1-3 years	3-5 years	Above 5 years	Total
Lease payments (Cash)	734.71	829.52	19.06	-	1,583.29
Less:- Interest payments	83.08	37.77	0.16	-	121.01
Lease Principal	651.63	791.75	18.90	-	1,462.28

Following amount has been recognised in standalone statement of profit and loss account:

Particulars	31 March 2023	31 March 2022
Amortisation on right of use asset (refer note 4A)	640.47	672.01
Interest on lease liabilities (refer note 29)	79.18	128.17
Expenses related to short term leases (included in Rent under other expenses) (refer note 31)	57.59	33.37
Total amount recognized in standalone statement of profit and loss	777.24	833.55

- 44 Disclosure pursuant to Ind AS 7 "Statement of cash flows"- changes in liabilities arising from financing activities:

Particulars	Non-current borrowings (inc. current maturities) (refer note 15)	Current borrowings (refer note 20)	Interest accrued on borrowings (refer note 22)	Total
Opening balance as at 1 April 2021	5,401.53	2,587.88	24.60	8,014.01
(a) Changes from financing cash flow	1,063.82	1,414.00	(667.94)	1,809.88
(b) Interest charge to standalone statement of profit and loss	-	-	664.66	664.66
(c) Amortisation of Bank charges during the year	0.98	-	(0.98)	-
Closing balance as at 31 March 2022	6,466.33	4,001.88	20.34	10,488.55
Opening balance as at 1 April 2022	6,466.33	4,001.88	20.34	10,488.55
(a) Changes from financing cash flow	1,264.13	4,617.05	(977.04)	4,904.14
(b) Interest charge to standalone statement of profit and loss	-	-	1,002.56	1,002.56
(c) Amortisation of Bank charges during the year	1.06	-	(1.06)	-
Closing balance as at 31 March 2023	7,731.52	8,618.93	44.80	16,395.25

refer note 43 for changes in liability related to leases.



45 Revenue from Contracts with Customers

A Disaggregation of revenue

The Company has performed a disaggregated analysis of revenues considering the nature, amount, timing and uncertainty of revenues. This includes disclosure of revenues by geography and timing of recognition.

Revenue from operations	For the year ended 31 March 2023	For the year ended 31 March 2022
Revenue by geography		
Domestic*	246,641.74	191,540.69
Export #	9,714.00	8,857.09
Total	256,355.74	200,397.78
Adjustment for goods in transit net of opening:-		
Domestic	(395.64)	(284.42)
Export	(417.61)	1,196.80
Total	(813.25)	912.38
Net Revenue from operations	255,542.49	201,310.16
Revenue by time		
Revenue recognised at point in time	255,542.49	201,310.16
Revenue recognised over time	-	-
Total	255,542.49	201,310.16

* Export benefit has been included in domestic revenue INR 203.7 Lakhs (31 March 2022 : INR 248.4 Lakhs)

Indirect/Deemed exports included in export revenue INR 102.11 Lakhs (31 March 2022 : 147.08 Lakhs)

B. Significant changes in the contract liabilities balances during the year are as follows:

Particulars	For the year ended 31 March 2023	For the year ended 31 March 2022
Opening Balance	674.62	417.94
Add: Net Addition during the year	1,078.85	668.32
Less: Revenue recognised during the year	573.02	411.64
Closing Balance	1,180.45	674.62

C. Assets and liabilities related to contracts with customers

Description	As at 31 March 2023		As at 31 March 2022	
	Non-current	Current	Non-current	Current
Contract liabilities related to sale of goods				
Advance from customers	-	1,180.45	-	674.62

D. Reconciliation of revenue recognised in standalone statement of Profit and Loss with contract price

Description	For the year ended 31 March 2023	For the year ended 31 March 2022
Contract price	258,348.85	204,084.41
Less: Discount, rebates, credits etc.	2,806.36	2,774.25
Revenue from operations as per standalone statement of Profit and Loss	255,542.49	201,310.16

46 Other disclosures required as per schedule III-

(a) Analytical Ratios

Ratios	Numerator	Denominator	31 March 2023	31 March 2022	% Variance
(a) Current Ratio (in times)	Current assets	Current liabilities	1.12	1.09	2.45%
(b) Debt-Equity Ratio (in times)*	Total Debt (including lease liability)	Shareholder's equity	0.25	0.18	38.07%
(c) Debt Service Coverage Ratio (in times)	Earnings available for Debt Service (Profit after tax+Depreciation & Amortisation+finance cost)	Debt Service (Interest and lease payments + Principal repayments)	5.12	5.05	1.30%
(d) Return on Equity Ratio (in %) [‡]	Total comprehensive income	Average shareholders equity	20.06%	13.63%	47.13%
(e) Inventory turnover Ratio (in times)	Cost of Goods Sold [®]	Average Inventory	12.84	11.76	9.24%
(f) Trade Receivables turnover Ratio (in times)	Revenue from operations	Average trade receivables	12.41	12.06	2.92%
(g) Trade payables turnover Ratio (in times)	Purchase + Other expenses	Average trade payables	12.63	10.56	19.67%
(h) Net capital turnover Ratio (in times)	Revenue from operations	Working Capital (current assets - current liabilities)	60.76	68.98	-11.92%
(i) Net profit Ratio (in %)	Total comprehensive income	Revenue from operations	5.32%	4.45%	19.51%
(j) Return on Capital employed (in %) [‡]	EBIT (Profit before tax + Finance cost - Interest income on loans)	Capital employed (Average Total Equity + Average Non Current liabilities - Average loans & Investment- Average Assets held for sale)	26.78%	17.76%	50.80%
(k) Return on investment (in %)	Income generated from treasury investments	Average invested funds in treasury investments	-	-	-

Remarks for variance (in case of variance more than 25%)

*During the current year, there has been increase in the total debt (including lease liability) of INR 5,162.51 lakhs for capital expenditure and working capital requirement as against increase in shareholder's equity by INR 2,507.98 lakhs.

[‡]During the current year, net profit after tax has been increased by INR 4,636.80 Lakhs as against increase in average shareholders' equity by INR 2,043.63 Lakhs.

[®]During the current year, EBIT has been increased by INR 6,340.44 Lakhs as against decrease in Capital Employed by INR 156.88 Lakhs.

[®]Cost of goods sold includes cost of raw material consumed and change in inventories of finished goods and work-in-progress.



- (b) The Company has not invested or traded in crypto currency & virtual currency.
- (c) The Company has not advanced or loaned or invested funds to any other person(s) or entity(ies), including foreign entities (intermediaries) with the understanding that the intermediary shall:
 (i) directly or indirectly lend or invest in other persons or entities identified in any manner whatsoever by or on behalf of the Company (Ultimate Beneficiaries); or
 (ii) provide any guarantee, security or the like to or on behalf of the Ultimate Beneficiaries;
- (d) The Company has not received any fund from any person(s) or entity(ies), including foreign entities (Funding Party) with the understanding (whether recorded in writing or otherwise) that the Company shall:
 (i) directly or indirectly lend or invest in other persons or entities identified in any manner whatsoever by or on behalf of the Funding Party (Ultimate Beneficiaries) or
 (ii) provide any guarantee, security or the like on behalf of the Ultimate Beneficiaries.
- (e) The borrowings obtained by the company from banks and financial institutions have been applied for the purposes for which such loans were taken.
- (f) The Company has not been declared willful defaulter by any bank or financial Institution or other lender.
- (g) The Company does not have any such transaction which is not recorded in the books of accounts that has been surrendered or disclosed as income during the year in the tax assessments under the Income Tax Act, 1961 (such as, search or survey or any other relevant provisions of the Income Tax Act, 1961.
- (h) There has not been any proceedings initiated or pending against the Company for holding any benami property under the Benami transactions (Prohibition) Act, 1988 (45 of 1988) and rules made thereunder.
- (i) **Relationship with struck off companies**
 The Company has no transaction/ Balance with companies struck off under section 248 of the Act to the best of the knowledge of the Company's management except below;

Name of struck off company	Nature of transactions	Balance outstanding		Relationship
		As at 31 March 2023	As at 31 March 2022	
Absolut Info Systems Private Limited	Payables/vendor	-	-	Vendor
Perfect Polyplast India Private Limited	Payables/vendor	-	-	Vendor
Rohit Industries Group (P) Ltd.	Payables/vendor	-	0.86	Vendor

- (j) The Company does not have any charges or satisfactions, which is yet to be registered with Registrar of companies, beyond the statutory year prescribed under the Companies Act, 2013 and the rules made thereunder.
- (k) The title deeds of all the immovable properties (other than properties where the company is the lessee and the lease agreements are duly executed in favour of the lessee), as disclosed in note 3 to the standalone financial statements, are held in the name of the company except the one disclosed in note 3.4.
- (l) The Company has complied with the number of layers prescribed under clause (87) of section 2 of the Act read with the Companies (Restriction on number of layers) Rules 2017.
- (m) The Company has not revalued its property, plant and equipment (including right-of-use assets) or intangible assets or both during the current or previous year.
- 47 Certain amounts (currency value or percentages) shown in various tables and paragraphs included in these standalone financial statements have been rounded off or truncated as deemed appropriate by the management of the Company.
- 48 Previous year figures regrouped / reclassified wherever necessary to confirm to current year's classification.
- 49 No significant subsequent events have occurred post the balance sheet date 31 March 2023 which may require an adjustment to the standalone financial statements.
- 50 **Authorisation of financial statements**
 The Standalone financial statements for the year ended 31 March 2023 were approved by the board of directors on 16 May 2023.

For Walker Chandio & Co LLP
 Chartered Accountants
 Firm Registration No.: 001076NN5000113

Anish Gera
 Partner
 Membership No.: 508685

Place: Gurugram
 Date: 16 May 2023



For and on behalf of the Board of Directors of
 ASK Automotive Limited (formerly known as ASK Automotive Private Limited)


Kuldip Singh Rathee
 Managing Director
 DIN: 00041032

Place: Gurugram
 Date: 16 May 2023


Prashant Rathee
 Executive Director
 DIN: 00041081


Naresh Kumar
 Chief Financial Officer


Rajani Sharma
 Company Secretary
 M.No. 14391



Walker Chandiook & Co LLP

Walker Chandiook & Co LLP

21st Floor, DLF Square
Jacaranda Marg, DLF Phase II,
Gurugram - 122 002
Haryana, India

T +91 124 462 8099

F +91 124 462 8001

Independent Auditor's Report

To the Members of ASK Automotive Limited (formerly known as ASK Automotive Private Limited)

Report on the Audit of the Consolidated Financial Statements

Opinion

1. We have audited the accompanying consolidated financial statements of ASK Automotive Limited (formerly known as ASK Automotive Private Limited) ('the Holding Company'), its subsidiary (the Holding Company and its subsidiary together referred to as 'the Group'), and its joint venture as listed in Appendix 1, which comprise the Consolidated Balance Sheet as at 31 March 2023, the Consolidated Statement of Profit and Loss (including Other Comprehensive Income), the Consolidated Cash Flow Statement and the Consolidated Statement of Changes in Equity for the year then ended, and notes to the consolidated financial statements, including a summary of the significant accounting policies and other explanatory information.
2. In our opinion and to the best of our information and according to the explanations given to us and based on the consideration of the reports of the other auditors on separate financial statements and on the other financial information of the subsidiary and joint venture, the aforesaid consolidated financial statements give the information required by the Companies Act, 2013 ('the Act') in the manner so required and give a true and fair view in conformity with the Indian Accounting Standards ('Ind AS') specified under section 133 of the Act, read with the Companies (Indian Accounting Standards) Rules, 2015, and other accounting principles generally accepted in India of the consolidated state of affairs of the Group, and its joint venture, as at 31 March 2023, and their consolidated profit (including other comprehensive income), consolidated cash flows and the consolidated changes in equity for the year ended on that date.

Basis for Opinion

3. We conducted our audit in accordance with the Standards on Auditing specified under section 143(10) of the Act. Our responsibilities under those standards are further described in the Auditor's Responsibilities for the Audit of the Consolidated Financial Statements section of our report. We are independent of the Group, and its joint venture in accordance with the Code of Ethics issued by the Institute of Chartered Accountants of India ('ICAI') together with the ethical requirements that are relevant to our audit of the consolidated financial statements under the provisions of the Act and the rules thereunder, and we have fulfilled our other ethical responsibilities in accordance with these requirements and the Code of Ethics. We believe that the audit evidence we have obtained together with the audit evidence obtained by the other auditors in terms of their reports referred to in paragraph 11 of the Other Matter section below, is sufficient and appropriate to provide a basis for our opinion.



Chartered Accountants

Office: in Bengaluru, Chennai, Coimbatore, Dehradun, Gurugram, Hyderabad, Kollata, Kolkata, Mumbai, New Delhi, Noida and Pune

Walker Chandiook & Co LLP is registered with limited liability with identification number AAC-2035 and has its registered office at L-1, Connaught Circus, Outer Circle, New Delhi, 110001, India

Walker ChandioK & Co LLP

Independent Auditor's Report to the members of ASK Automotive Limited (formerly known as ASK Automotive Private Limited) on the consolidated financial statements for the year ended 31 March 2023 (Cont'd)

Information other than the Consolidated Financial Statements and Auditor's Report thereon

4. The Holding Company's Board of Directors are responsible for the other information. The other information comprises the information included in the Board Report, but does not include the consolidated financial statements and our auditor's report thereon.

Our opinion on the consolidated financial statements does not cover the other information and we do not express any form of assurance conclusion thereon.

In connection with our audit of the consolidated financial statements, our responsibility is to read the other information and, in doing so, consider whether the other information is materially inconsistent with the consolidated financial statements or our knowledge obtained in the audit or otherwise appears to be materially misstated. If, based on the work we have performed, we conclude that there is a material misstatement of this other information, we are required to report that fact. We have nothing to report in this regard.

Responsibilities of Management and Those Charged with Governance for the Consolidated Financial Statements

5. The accompanying consolidated financial statements have been approved by the Holding Company's Board of Directors. The Holding Company's Board of Directors are responsible for the matters stated in section 134(5) of the Act with respect to the preparation and presentation of these consolidated financial statements that give a true and fair view of the consolidated financial position, consolidated financial performance including other comprehensive income, consolidated changes in equity and consolidated cash flows of the Group including its joint venture in accordance with the Ind AS specified under section 133 of the Act read with the Companies (Indian Accounting Standards) Rules, 2015, and other accounting principles generally accepted in India. The respective Board of Directors of the companies included in the Group and its joint venture are responsible for maintenance of adequate accounting records in accordance with the provisions of the Act for safeguarding of the assets of the Group and for preventing and detecting frauds and other irregularities; selection and application of appropriate accounting policies; making judgments and estimates that are reasonable and prudent; and design, implementation and maintenance of adequate internal financial controls, that were operating effectively for ensuring the accuracy and completeness of the accounting records, relevant to the preparation and presentation of the consolidated financial statements that give a true and fair view and are free from material misstatement, whether due to fraud or error, which have been used for the purpose of preparation of the consolidated financial statements by the Board of Directors of the Holding Company, as aforesaid.
6. In preparing the consolidated financial statements, the respective Board of Directors of the companies included in the Group and of its joint venture are responsible for assessing the ability of the Group and of its joint venture to continue as a going concern, disclosing, as applicable, matters related to going concern and using the going concern basis of accounting unless the Board of Directors either intend to liquidate the Group or to cease operations, or has no realistic alternative but to do so.
7. Those respective Board of Directors are also responsible for overseeing the financial reporting process of the companies included in the Group and of its joint venture.

Auditor's Responsibilities for the Audit of the Consolidated Financial Statements

8. Our objectives are to obtain reasonable assurance about whether the consolidated financial statements as a whole are free from material misstatement, whether due to fraud or error, and to issue an auditor's report that includes our opinion. Reasonable assurance is a high level of assurance but is not a guarantee that an audit conducted in accordance with Standards on Auditing will always detect a material misstatement when it exists. Misstatements can arise from fraud or error and are considered material if, individually or in the aggregate, they could reasonably be expected to influence the economic decisions of users taken on the basis of these consolidated financial statements.

Chartered Accountants



Walker ChandioK & Co LLP

Independent Auditor's Report to the members of ASK Automotive Limited (formerly known as ASK Automotive Private Limited) on the consolidated financial statements for the year ended 31 March 2023 (Cont'd)

9. As part of an audit in accordance with Standards on Auditing specified under section 143(10) of the Act we exercise professional judgment and maintain professional skepticism throughout the audit. We also:
- Identify and assess the risks of material misstatement of the consolidated financial statements, whether due to fraud or error, design and perform audit procedures responsive to those risks, and obtain audit evidence that is sufficient and appropriate to provide a basis for our opinion. The risk of not detecting a material misstatement resulting from fraud is higher than for one resulting from error, as fraud may involve collusion, forgery, intentional omissions, misrepresentations, or the override of internal control;
 - Obtain an understanding of internal control relevant to the audit in order to design audit procedures that are appropriate in the circumstances. Under section 143(3)(i) of the Act we are also responsible for expressing our opinion on whether the Holding Company has adequate internal financial controls with reference to consolidated financial statements in place and the operating effectiveness of such controls;
 - Evaluate the appropriateness of accounting policies used and the reasonableness of accounting estimates and related disclosures made by management;
 - Conclude on the appropriateness of Board of Directors' use of the going concern basis of accounting and, based on the audit evidence obtained, whether a material uncertainty exists related to events or conditions that may cast significant doubt on the ability of the Group and its joint venture to continue as a going concern. If we conclude that a material uncertainty exists, we are required to draw attention in our auditor's report to the related disclosures in the consolidated financial statements or, if such disclosures are inadequate, to modify our opinion. Our conclusions are based on the audit evidence obtained up to the date of our auditor's report. However, future events or conditions may cause the Group and its joint venture to cease to continue as a going concern; and
 - Evaluate the overall presentation, structure and content of the consolidated financial statements, including the disclosures, and whether the consolidated financial statements represent the underlying transactions and events in a manner that achieves fair presentation; and
 - Obtain sufficient appropriate audit evidence regarding the financial statements of the entities or business activities within the Group, and its joint venture, to express an opinion on the consolidated financial statements. We are responsible for the direction, supervision and performance of the audit of financial statements of such entities included in the consolidated financial statements, of which we are the independent auditors. For the other entities included in the consolidated financial statements, which have been audited by the other auditors, such other auditors remain responsible for the direction, supervision and performance of the audits carried out by them. We remain solely responsible for our audit opinion.
10. We communicate with those charged with governance regarding, among other matters, the planned scope and timing of the audit and significant audit findings, including any significant deficiencies in internal control that we identify during our audit.

Other Matter

11. We did not audit the financial statements of one subsidiary, whose financial statements reflect total assets of ₹ 22,808.10 lakhs and net assets of ₹ (394.19) lakhs as at 31 March 2023, total revenues of ₹ 4.36 lakhs and net cash inflows amounting to ₹ 76.20 lakhs for the year ended on that date, as considered in the consolidated financial statements. The consolidated financial statements also include the Group's share of net loss (including other comprehensive income) of ₹ 595.43 lakhs for the year ended 31 March 2023, as considered in the consolidated financial statements, in respect of one joint venture, whose financial statements have not been audited by us. These financial statements have been audited by other auditors whose reports have been furnished to us by the management and our opinion on the consolidated financial



Walker Chandiook & Co LLP

Independent Auditor's Report to the members of ASK Automotive Limited (formerly known as ASK Automotive Private Limited) on the consolidated financial statements for the year ended 31 March 2023 (Cont'd)

statements, insofar as it relates to the amounts and disclosures included in respect of these subsidiary and joint venture, and our report in terms of sub-section (3) of section 143 of the Act insofar as it relates to the aforesaid subsidiary and joint venture, are based solely on the reports of the other auditors.

Our opinion above on the consolidated financial statements, and our report on other legal and regulatory requirements below, are not modified in respect of the above matter with respect to our reliance on the work done by and the reports of the other auditors.

Report on Other Legal and Regulatory Requirements

12. As required by section 197(16) of the Act based on our audit and on the consideration of the reports of the other auditors, referred to in paragraph 11, on separate financial statements of the subsidiary and joint venture, we report that the Holding Company incorporated in India whose financial statements have been audited under the Act have paid remuneration to their respective directors during the year in accordance with the provisions of and limits laid down under section 197 read with Schedule V to the Act. Further, we report that one subsidiary company incorporated in India whose financial statements have been audited under the Act have not paid or provided for any managerial remuneration during the year. Further, we report that the provisions of section 197 read with Schedule V to the Act are not applicable to one joint venture company incorporated in India whose financial statements have been audited under the Act, since this is not a public company as defined under section 2(71) of the Act. Accordingly, reporting under section 197(16) of the Act is not applicable in respect of such subsidiary company and joint venture company.
13. As required by clause (xxi) of paragraph 3 of Companies (Auditor's Report) Order, 2020 ('the Order') issued by the Central Government of India in terms of section 143(11) of the Act based on the consideration of the Order reports issued till date by us and by the respective other auditors as mentioned in paragraph 11 above, of companies included in the consolidated financial statements for the year ended 31 March 2023 and covered under the Act we report that:
- a) Following are the qualifications/adverse remarks reported by us and the other auditors in the Order reports of the companies included in the consolidated financial statements for the year ended 31 March 2023 for which such Order reports have been issued till date and made available to us:

S No	Name	CIN	Holding Company/ Subsidiary/ Joint Venture	Clause number of the CARO report which is qualified or adverse
1	ASK Automotive Limited	U34300DL1988PTC030342	Holding Company	Clause i(c) and ii(b)
2	ASK Automobiles Private Limited	U34300DL2021PTC381966	Subsidiary	Clause xvii
3	ASK Fras-Le Friction Private Limited	U34300DL2017PTC324954	Joint Venture	Clause ii(b), ix(d), xvii and xix

14. As required by section 143(3) of the Act, based on our audit and on the consideration of the reports of the other auditors on separate financial statements and other financial information of the subsidiary and joint venture incorporated in India whose financial statements have been audited under the Act, we report, to the extent applicable, that:
- a) We have sought and obtained all the information and explanations which to the best of our knowledge and belief were necessary for the purpose of our audit of the aforesaid consolidated financial statements;
- b) In our opinion, proper books of account as required by law relating to preparation of the aforesaid consolidated financial statements have been kept so far as it appears from our examination of those books and the reports of the other auditors;



Walker Chandio & Co LLP

Independent Auditor's Report to the members of ASK Automotive Limited (formerly known as ASK Automotive Private Limited) on the consolidated financial statements for the year ended 31 March 2023 (Cont'd)

- c) The consolidated financial statements dealt with by this report are in agreement with the relevant books of account maintained for the purpose of preparation of the consolidated financial statements;
- d) in our opinion, the aforesaid consolidated financial statements comply with Ind AS specified under section 133 of the Act read with the Companies (Indian Accounting Standards) Rules, 2015;
- e) On the basis of the written representations received from the directors of the Holding Company and taken on record by the Board of Directors of the Holding Company and the reports of the statutory auditors of its subsidiary company and joint venture company, covered under the Act, none of the directors of the Group companies and its joint venture company, are disqualified as on 31 March 2023 from being appointed as a director in terms of section 164(2) of the Act.
- f) With respect to the adequacy of the internal financial controls with reference to financial statements of the Holding Company, its subsidiary company and joint venture company covered under the Act, and the operating effectiveness of such controls, refer to our separate report in 'Annexure A' wherein we have expressed an unmodified opinion; and
- g) With respect to the other matters to be included in the Auditor's Report in accordance with rule 11 of the Companies (Audit and Auditors) Rules, 2014 (as amended), in our opinion and to the best of our information and according to the explanations given to us and based on the consideration of the report of the other auditors on separate financial statements and other financial information of the subsidiary and joint venture incorporated in India whose financial statements have been audited under the Act:
 - i. There were no pending litigations as at 31 March 2023 which would impact the consolidated financial position of the Group, and its joint venture;
 - ii. The Holding Company, its subsidiary company and joint venture company did not have any long-term contracts including derivative contracts for which there were any material foreseeable losses as at 31 March 2023;
 - iii. There were no amounts which were required to be transferred to the Investor Education and Protection Fund by the Holding Company, and its subsidiary company and joint venture company covered under the Act, during the year ended 31 March 2023;
 - iv. a. The respective managements of the Holding Company and its subsidiary company and joint venture company incorporated in India whose financial statements have been audited under the Act have represented to us and the other auditors of such subsidiary and joint venture respectively that, to the best of their knowledge and belief, on the date of this audit report as disclosed in note 47(b) to the accompanying consolidated financial statements, no funds have been advanced or loaned or invested (either from borrowed funds or securities premium or any other sources or kind of funds) by the Holding Company or its subsidiary company or its joint venture company to or in any persons or entities, including foreign entities ('the intermediaries'), with the understanding, whether recorded in writing or otherwise, that the intermediary shall, whether, directly or indirectly lend or invest in other persons or entities identified in any manner whatsoever by or on behalf of the Holding Company, or any such subsidiary company or its joint venture company ('the Ultimate Beneficiaries') or provide any guarantee, security or the like on behalf the Ultimate Beneficiaries;
 - b. The respective managements of the Holding Company, its subsidiary company and joint venture company incorporated in India whose financial statements have been audited under the Act have represented to us and the other auditors of such subsidiary and joint venture respectively that, to the best of their knowledge and belief, on the date of this audit report as disclosed in the note 47(c) to the accompanying consolidated financial statements, no funds have been received by the Holding Company or its subsidiary company or its joint venture



Walker ChandioK & Co LLP

Independent Auditor's Report to the members of ASK Automotive Limited (formerly known as ASK Automotive Private Limited) on the consolidated financial statements for the year ended 31 March 2023 (Cont'd)

company from any persons or entities, including foreign entities ('the Funding Parties'), with the understanding, whether recorded in writing or otherwise, that the Holding Company, or any such subsidiary company, its joint venture company shall, whether directly or indirectly, lend or invest in other persons or entities identified in any manner whatsoever by or on behalf of the Funding Party ('Ultimate Beneficiaries') or provide any guarantee, security or the like on behalf of the Ultimate Beneficiaries; and

- c. Based on such audit procedures performed by us and that performed by the auditors of the subsidiary and joint venture, as considered reasonable and appropriate in the circumstances, nothing has come to our or other auditors' notice that has caused us or the other auditors to believe that the management representations under sub-clauses iv(a) and iv(b) above contain any material misstatement.
- v. The Holding Company, its subsidiary company and joint venture company have not declared or paid any dividend during the year ended 31 March 2023; and
- vi. Proviso to rule 3(1) of the Companies (Accounts) Rules, 2014 requires all companies which use accounting software for maintaining their books of account, to use such an accounting software which has a feature of audit trail, with effect from the financial year beginning on 1 April 2023 and accordingly, reporting under Rule 11(g) of Companies (Audit and Auditors) Rules, 2014 (as amended) is not applicable for the current financial year.

For **Walker ChandioK & Co LLP**

Chartered Accountants

Firm's Registration No.: 001076N/N500013


Ashish Gera

Partner

Membership No.: 508685

UDIN: 23508685BGYCQT2827



Place: Gurugram

Date: 16 May 2023

Walker ChandioK &Co LLP

Independent Auditor's Report to the members of ASK Automotive Limited (formerly known as ASK Automotive Private Limited) on the consolidated financial statements for the year ended 31 March 2023 (Cont'd)

Appendix 1

List of entities included in the consolidated financial statements

S. No.	Name of the entity	Relation
1	ASK Automobiles Private Limited	Subsidiary
2	ASK Fras-Le Friction Private Limited	Joint Venture



Walker ChandioK & Co LLP

Annexure A to the Independent Auditor's Report of even date to the members of ASK Automotive Limited (formerly known as ASK Automotive Private Limited) on the consolidated financial statements for the year ended 31 March 2023

Annexure A

Independent Auditor's Report on the internal financial controls with reference to consolidated financial statements under Clause (i) of Sub-section 3 of Section 143 of the Companies Act, 2013 ('the Act')

1. In conjunction with our audit of the consolidated financial statements of ASK Automotive Limited ('the Holding Company'), its subsidiary (the Holding Company and its subsidiary together referred to as 'the Group'), and its joint venture as at and for the year ended 31 March 2023, we have audited the internal financial controls with reference to consolidated financial statements of the Holding Company, its subsidiary company and joint venture company, which are companies covered under the Act, as at that date.

Responsibilities of Management and Those Charged with Governance for Internal Financial Controls

2. The respective Board of Directors of the Holding Company, its subsidiary company and joint venture company, which are companies covered under the Act, are responsible for establishing and maintaining internal financial controls based on the internal financial controls with reference to consolidated financial statements criteria established by the Company considering the essential components of internal control stated in the Guidance Note on Audit of Internal Financial Controls over Financial Reporting ('the Guidance Note') issued by the Institute of Chartered Accountants of India ('ICAI'). These responsibilities include the design, implementation and maintenance of adequate internal financial controls that were operating effectively for ensuring the orderly and efficient conduct of the Company's business, including adherence to the Company's policies, the safeguarding of its assets, the prevention and detection of frauds and errors, the accuracy and completeness of the accounting records, and the timely preparation of reliable financial information, as required under the Act.

Auditor's Responsibility for the Audit of the Internal Financial Controls with Reference to Consolidated Financial Statements

3. Our responsibility is to express an opinion on the internal financial controls with reference to consolidated financial statements of the Holding Company, its subsidiary company and joint venture company, as aforesaid, based on our audit. We conducted our audit in accordance with the Standards on Auditing issued by the ICAI prescribed under Section 143(10) of the Act, to the extent applicable to an audit of internal financial controls with reference to consolidated financial statements, and the Guidance Note issued by the ICAI. Those Standards and the Guidance Note require that we comply with ethical requirements and plan and perform the audit to obtain reasonable assurance about whether adequate internal financial controls with reference to consolidated financial statements were established and maintained and if such controls operated effectively in all material respects.
4. Our audit involves performing procedures to obtain audit evidence about the adequacy of the internal financial controls with reference to consolidated financial statements and their operating effectiveness. Our audit of internal financial controls with reference to consolidated financial statements includes obtaining an understanding of such internal financial controls, assessing the risk that a material weakness exists, and testing and evaluating the design and operating effectiveness of internal control based on the assessed risk. The procedures selected depend on the auditor's judgement, including the assessment of the risks of material misstatement of the consolidated financial statements, whether due to fraud or error.



Walker Chandiook & Co LLP

Annexure A to the Independent Auditor's Report of even date to the members of ASK Automotive Limited (formerly known as ASK Automotive Private Limited) on the consolidated financial statements for the year ended 31 March 2023 (Cont'd)

5. We believe that the audit evidence we have obtained, and the audit evidence obtained by the other auditors in terms of their reports referred to in the Other Matter paragraph below, is sufficient and appropriate to provide a basis for our audit opinion on the internal financial controls with reference to consolidated financial statements of the Holding Company, its subsidiary company and joint venture company as aforesaid.

Meaning of Internal Financial Controls with Reference to Consolidated Financial Statements

6. A company's internal financial controls with reference to consolidated financial statements is a process designed to provide reasonable assurance regarding the reliability of financial reporting and the preparation of consolidated financial statements for external purposes in accordance with generally accepted accounting principles. A company's internal financial controls with reference to consolidated financial statements include those policies and procedures that (1) pertain to the maintenance of records that, in reasonable detail, accurately and fairly reflect the transactions and dispositions of the assets of the company; (2) provide reasonable assurance that transactions are recorded as necessary to permit preparation of consolidated financial statements in accordance with generally accepted accounting principles, and that receipts and expenditures of the company are being made only in accordance with authorisations of management and directors of the company; and (3) provide reasonable assurance regarding prevention or timely detection of unauthorised acquisition, use, or disposition of the company's assets that could have a material effect on the consolidated financial statements.

Inherent Limitations of Internal Financial Controls with Reference to Consolidated Financial Statements

7. Because of the inherent limitations of internal financial controls with reference to consolidated financial statements, including the possibility of collusion or improper management override of controls, material misstatements due to error or fraud may occur and not be detected. Also, projections of any evaluation of the internal financial controls with reference to consolidated financial statements to future periods are subject to the risk that the internal financial controls with reference to consolidated financial statements may become inadequate because of changes in conditions, or that the degree of compliance with the policies or procedures may deteriorate.

Opinion

8. In our opinion and based on the consideration of the reports of the other auditors on internal financial controls with reference to financial statements of the subsidiary company and joint venture company, the Holding Company, its subsidiary company and joint venture company, which are companies covered under the Act, have in all material respects, adequate internal financial controls with reference to consolidated financial statements and such controls were operating effectively as at 31 March 2023, based on based on the internal financial controls with reference to consolidated financial statements criteria established by the Company considering the essential components of internal control stated in the Guidance Note on Audit of Internal Financial Controls over Financial Reporting issued by the Institute of Chartered Accountants of India.

Other Matter

9. We did not audit the internal financial controls with reference to financial statements insofar as it relates to one subsidiary company, which is a company covered under the Act, whose financial statements reflect total assets of ₹ 22,808.10 Lakhs and net assets of ₹ (394.19) Lakhs as at 31 March 2023, total revenues of ₹ 4.36 Lakhs and net cash inflows amounting to ₹ 76.20 Lakhs for the year ended on that date, as considered in the consolidated financial statements. The consolidated financial statements also include the Group's share of net loss (including other comprehensive income) of ₹ 595.43 Lakhs for the year ended 31 March 2023, in respect of one joint venture company,

Chartered Accountants



Walker ChandioK & Co LLP

Annexure A to the Independent Auditor's Report of even date to the members of ASK Automotive Limited (formerly known as ASK Automotive Private Limited) on the consolidated financial statements for the year ended 31 March 2023 (Cont'd)

which is a company covered under the Act, whose internal financial controls with reference to financial statements have not been audited by us. The internal financial controls with reference to financial statements in so far as it relates to such subsidiary company and joint venture company have been audited by other auditors whose reports have been furnished to us by the management and our report on the adequacy and operating effectiveness of the internal financial controls with reference to consolidated financial statements for the Holding Company, its subsidiary company and joint venture company, as aforesaid, under Section 143(3)(i) of the Act in so far as it relates to such subsidiary company and joint venture company is based solely on the reports of the auditors of such companies. Our opinion is not modified in respect of this matter with respect to our reliance on the work done by and on the reports of the other auditors.

For **Walker ChandioK & Co LLP**

Chartered Accountants

Firm's Registration No.: 001076N/N500013



Ashish Gera

Partner

Membership No.: 508685

UDIN: 23508685BGYCQT2827



Place: Gurugram

Date: 16 May 2023

ASK Automotive Limited (Formerly known as ASK Automotive Private Limited)

Consolidated Balance Sheet as at 31 March 2023

CIN: U34300DL1988PLC030342

(All amounts are in INR Lakhs, except otherwise stated)


	Notes	As at 31 March 2023	As at 31 March 2022
ASSETS			
Non-current assets			
Property, plant and equipment	3	45,649.36	46,301.77
Capital work-in-progress	3	11,824.53	285.01
Right-of-use assets	4A	8,428.43	8,848.03
Goodwill	4B	18,191.01	18,191.01
Other intangible assets	4C	312.83	418.57
Financial assets			
(i) Investments	5	404.06	-
(ii) Loans	5A	799.88	876.97
(iii) Other financial assets	6	1,001.26	872.77
Non-current tax assets (net)	7	66.31	495.05
Other non-current assets	8	1,395.25	421.35
Total non-current assets		88,072.92	76,710.53
Current assets			
Inventories	9	15,357.62	12,436.95
Financial assets			
(i) Loan	5A	266.63	-
(ii) Trade receivables	10	21,044.43	20,116.05
(iii) Cash and cash equivalents	11	222.69	130.18
(iv) Bank balances other than (iii) above	12	15.00	26.48
(v) Other financial assets	6	562.34	119.88
Current tax assets (net)	7A	2.06	-
Other current assets	8	2,577.02	910.30
Total current assets		40,047.79	33,739.84
Assets held for sale	3.6	-	106.00
Total assets		128,120.71	110,556.37
EQUITY AND LIABILITIES			
Equity			
Equity share capital	13	3,942.85	4,017.85
Other equity	14	60,434.02	59,172.98
Total equity		64,376.87	63,190.83
Non-current liabilities			
Financial liabilities			
(i) Borrowings	15	20,884.67	10,234.95
(ii) Lease liabilities	16	265.18	873.09
Provisions	17	2,565.26	2,403.34
Deferred tax liabilities (net)	19	2,796.11	2,971.42
Total non-current liabilities		26,511.22	16,482.80
Current liabilities			
Financial liabilities			
(i) Borrowings	20	10,916.32	5,744.44
(ii) Lease Liabilities	16	721.81	682.31
(iii) Trade payables			
(a) Total outstanding dues of micro enterprises and small enterprises	21	4,319.55	3,174.96
(b) Total outstanding dues of creditors other than micro enterprises and small enterprises	21	12,665.64	14,709.26
(iv) Other financial liabilities	22	3,876.45	2,122.61
Provisions	17	722.13	554.30
Current tax liabilities (net)	23	281.28	268.87
Other current liabilities	18	3,729.44	3,625.99
Total current liabilities		37,232.62	30,882.74
Total liabilities		63,743.84	47,365.54
Total equity and liabilities		128,120.71	110,556.37

The accompanying notes are an integral part of the consolidated financial statements (1 to 51).

This is the consolidated balance sheet referred to in our report of even date.

For Walker Chandio & Co LLP
Chartered Accountants
Firm's Registration No.: 001076N/N500013

For and on behalf of the Board of Directors of
ASK Automotive Limited (Formerly known as ASK Automotive Private Limited)


Ashish Gera
Partner
Membership No.: 508685
Place: Gurugram
Date: 16 May 2023




Kuldip Singh Rathee
Managing Director
DIN: 00041032
Place: Gurugram
Date: 16 May 2023


Prashant Rathee
Executive Director
DIN: 00041081


Naresh Kumar
Chief Financial Officer


Rajani Sharma
Company Secretary
M.No. 14391



ASK Automotive Limited (Formerly known as ASK Automotive Private Limited)
Consolidated Statement of Profit and Loss for the year ended 31 March 2023
CIN: U34300DL1988PLC030342
(All amounts are in INR Lakhs, except otherwise stated)

	Notes	For the year ended 31 March 2023	For the year ended 31 March 2022
Income			
Revenue from operations	24	255,516.66	201,308.35
Other income	25	1,111.16	1,117.66
Total income		256,627.82	202,426.01
Expenses			
Cost of material consumed	26	179,857.90	140,380.75
Changes in inventories of finished goods and work-in-progress	27	(1,679.63)	(1,035.42)
Employee benefits expense	28	13,936.67	12,270.21
Finance costs	29	1,119.00	808.24
Depreciation and amortisation expense	30	6,070.39	5,590.99
Other expenses	31	40,230.58	32,822.61
Dies for own use		(471.87)	(237.95)
Total expenses		239,063.04	190,599.43
Profit before share of net profits/(losses) of joint venture accounted for using equity method and taxes		17,564.78	11,826.58
Share of net losses of joint venture accounted for using equity method (net of taxes)		(589.21)	(527.50)
Profit before tax		16,975.57	11,299.08
Tax expenses			
Current Tax			
- Current year	32	4,851.05	3,168.18
- Prior years	32	6.63	(13.97)
Deferred tax	32	(177.11)	(120.99)
Total tax expenses		4,680.57	3,033.22
Profit after tax for the year		12,295.00	8,265.86
Other comprehensive income:			
(i) Items that will not be reclassified to profit or loss in subsequent years:			
Remeasurement of post employment benefit obligations		7.17	126.61
(ii) Income tax relating to items that will not be reclassified to profit or loss in subsequent years			
Share of Other comprehensive (loss) of joint venture accounted for using equity method (net of taxes)	32	(1.80)	(31.87)
Other comprehensive (loss)/income for the year, net of tax		(1.30)	93.19
Total comprehensive income for the year		12,293.70	8,359.05
Earnings per equity share (INR)			
Basic and Diluted	33	6.18	4.09

The accompanying notes are an integral part of the consolidated financial statements (1 to 51).

This is the consolidated statement of profit and loss referred to in our report of even date.

For Walker Chandio & Co LLP
Chartered Accountants
Firm's Registration No.: 001076N/N500013

For and on behalf of the Board of Directors of
ASK Automotive Limited (Formerly known as ASK Automotive Private Limited)



Ashish Gera
Partner
Membership No.: 508685



Kuldip Singh Rathee
Managing Director
DIN: 00041032



Prashant Rathee
Executive Director
DIN: 00041081



Naresh Kumar
Chief Financial Officer



Rajani Sharma
Company Secretary
M.No. 14391



Place: Gurugram
Date: 16 May 2023

Place: Gurugram
Date: 16 May 2023



ASK Automotive Limited (Formerly known as ASK Automotive Private Limited)
Consolidated Statement of Cash Flows for the year ended 31 March 2023
CIN: U34300DL1988PLC030342
(All amounts are in INR Lakhs, except otherwise stated)

	For the year ended 31 March 2023	For the year ended 31 March 2022
A. Cash flow from operating activities		
Profit before tax	16,975.57	11,299.08
Adjustment to reconcile profit before tax to net cash flows:		
Share of net losses of joint venture	589.21	527.50
Depreciation and amortisation expense	6,070.39	5,590.99
Excess liability / provision written back	(138.43)	(393.11)
Provision for doubtful debts	12.12	0.01
Net unrealised (profit)/ loss on foreign currency transaction	(16.30)	(64.77)
Government grant	(284.26)	(247.45)
Loss/(Gain) on sale/discarding of property, plant and equipment	28.10	(2.50)
Gain on assets held for sale	(6.00)	-
Amount written off	20.74	-
Interest income classified as investing cash flow	(204.03)	(162.37)
Finance cost	1,107.91	794.21
Gain on lease modifications	(17.23)	(0.26)
Operating profit before working capital changes	24,137.79	17,341.33
Movements in working capital :		
Change in trade receivables	(924.38)	(4,193.56)
Change in inventories	(2,920.67)	(1,168.86)
Change in trade payables	(898.85)	2,947.87
Change in financial assets	(358.08)	(168.77)
Change in other assets	(1,681.98)	(228.22)
Change in other financial liabilities	264.25	1,311.86
Change in provisions	336.91	279.84
Change in other liabilities	340.90	1,317.05
Cash generated from operations	18,295.89	17,438.54
Direct taxes paid (net of refunds)	(4,437.86)	(3,016.86)
Net cash flow from operating activities (A)	13,858.03	14,421.68
B. Cash flow from investing activities		
Purchase of property, plant and equipment and intangible assets (including capital work in progress)	(15,412.55)	(8,575.76)
Proceeds from sale of property, plant and equipment	424.06	86.95
Proceeds from assets held for sale	106.00	318.00
Purchase of non current investments (net)	(1,200.50)	-
(Purchase)/Redemption of fixed deposits (net)	(206.54)	10.33
Interest received	203.41	164.20
Net cash used in investing activities (B)	(16,086.12)	(7,996.28)
C. Cash flow from financing activities		
Movement of short term borrowings (net)	4,617.05	1,414.00
Proceeds from long term borrowings	13,553.37	8,210.02
Repayment of long term borrowings (including current maturities)	(2,349.87)	(1,635.02)
Principal payment of finance lease liability (Refer Note 44)	(886.19)	(7,943.36)
Interest payment of finance lease liability (Refer Note 44)	(86.64)	(129.55)
Expenses paid towards increase in authorised share capital	-	(2.26)
Interest paid	(1,430.49)	(673.19)
Payment for buyback of equity shares	(9,000.00)	(5,992.50)
Payment of tax on buyback of equity shares	(2,096.63)	(1,396.01)
Net cash flow from/(used in) financing activities (C)	2,320.60	(8,147.87)
Net Increase/(Decrease) in cash and cash equivalents (A+B+C)	92.51	(1,722.47)
Cash and cash equivalents at beginning of the financial year	130.18	1,852.65
Cash and cash equivalents at end of the financial year (refer note 11)	222.69	130.18
Reconciliation of cash and cash equivalents as per the consolidated statement of cash flows :	As at	As at
	31 March 2023	31 March 2022
Cash and cash equivalents as per above comprises of the following :		
- Cash on hand	5.83	6.45
- Balance in current accounts	216.86	123.73
Balances as per consolidated statement of cash flows	222.69	130.18

The consolidated statement of cash flows has been prepared under the "Indirect Method" as set out in Ind AS 7 "Statement of Cash Flows".

The accompanying notes are an integral part of the consolidated financial statements (1 to 51).

This is the consolidated statement of cash flows referred to in our report of even date.

For Walker Chandio & Co LLP
Chartered Accountants
Firm's Registration No.: 001076N/N500013

For and on behalf of the Board of Directors of
ASK Automotive Limited (Formerly known as ASK Automotive Private Limited)



Ashish Gera
Partner
Membership No.: 508685




Kuldip Singh Rathee
Managing Director
DIN: 00041032


Prashant Rathee
Executive Director
DIN: 00041081


Naresh Kumar
Chief Financial Officer


Rajani Sharma
Company Secretary
M.No. 14391

Place: Gurugram
Date: 16 May 2023

Place: Gurugram
Date: 16 May 2023



ASK Automotive Limited (Formerly known as ASK Automotive Private Limited)
 Consolidated Statement of Changes in Equity For the year ended 31 March 2023
 CIN: U34300DL1988PLC030342
 (All amounts are in INR Lakhs, except otherwise stated)

A. Equity Share Capital*

As at 31 March 2023

Balance as at 1 April 2022 (equity share of INR 2 each)	Changes in equity share capital	Balance as at 31 March 2023 (equity share of INR 2 each)
4,017.85	(75.00)	3,942.85

As at 31 March 2022

Balance as at 1 April 2021 (equity share of INR 2 each)	Changes in equity share capital	Balance as at 31 March 2022 (equity share of INR 2 each)
4,068.85	(51.00)	4,017.85

* Refer Note No. 13 for details

B. Other Equity #

As at 31 March 2023

Particulars	Reserves and Surplus				Total other equity
	Capital redemption reserve	General reserve	Securities premium	Retained earnings	
As at 01 April 2022	59.00	10.05	94.05	59,009.88	59,172.98
Profit for the year	-	-	-	12,295.00	12,295.00
Other comprehensive income/(loss)	-	-	-	(1.30)	(1.30)
Total comprehensive income for the year	-	-	-	12,293.70	12,293.70
Less: Transferred to Capital Redemption Reserve (refer note 13(vii))	75.00	-	-	(75.00)	-
Less: Buyback of Shares (refer note 13(vii))	-	-	-	(8,925.00)	(8,925.00)
Less: Income Tax on buyback of shares	-	-	-	(2,096.63)	(2,096.63)
Less: Expenses for increase in authorised share capital (refer note 14)	-	-	-	(1.03)	(1.03)
As at 31 March 2023	134.00	10.05	94.05	60,195.92	60,434.02

As at 31 March 2022

Particulars	Reserves and Surplus				Total other equity
	Capital redemption reserve	General reserve	Securities premium	Retained earnings	
As at 1 April 2021	8.00	10.05	94.05	58,041.60	58,153.70
Profit for the year	-	-	-	8,265.86	8,265.86
Other comprehensive income/(loss)	-	-	-	93.19	93.19
Total comprehensive income for the year	-	-	-	8,359.05	8,359.05
Less: Transferred to Capital Redemption Reserve (refer note 13(vii))	51.00	-	-	(51.00)	-
Less: Buyback of Shares (refer note 13(vii))	-	-	-	(5,941.50)	(5,941.50)
Less: Income Tax on buyback of shares	-	-	-	(1,396.01)	(1,396.01)
Less: Expenses for increase in authorised share capital (refer note 14)	-	-	-	(2.26)	(2.26)
As at 31 March 2022	59.00	10.05	94.05	59,009.88	59,172.98

For nature and purpose of each reserve refer note 14.1

refer note 14 for details.

The accompanying notes are an integral part of the consolidated financial statements (1 to 51).

This is the consolidated statement of changes in equity referred to in our report of even date.

For Walker Chandio & Co LLP
 Chartered Accountants
 Firm's Registration No.: 001076N/S00013




Ashish Gera
 Partner
 Membership No.: 508685



Place: Gurugram
 Date: 16 May 2023

For and on behalf of the Board of Directors of
 ASK Automotive Limited (Formerly known as ASK Automotive Private Limited)


 Kuldip Singh Rathee
 Managing Director
 DIN: 00041032


 Prashant Rathee
 Executive Director
 DIN: 00041081


 Naresh Kumar
 Chief Financial Officer


 Rajani Sharma
 Company Secretary
 M.No. 14391

Place: Gurugram
 Date: 16 May 2023



ASK Automotive Limited (formerly known as ASK Automotive Private Limited)

Notes forming part of consolidated financial statements

CIN: U34300DL1988PLC030342

(All amounts are in INR Lakhs, except otherwise stated)

1. Corporate Information

ASK Automotive Limited (Formerly known as ASK Automotive Private Limited) ('the Holding Company') is a Public Limited Company domiciled in India with its registered office situated at Flat No. 104, 929/1, Naiwala, Faiz Road, Karol Bagh, New Delhi-110005. The Holding Company was incorporated as a private limited (ASK Automotive Private Limited) on 18 January 1988, has one wholly owned subsidiary and one Joint Venture Company in India. The Holding Company during the year passed a special resolution in the extraordinary general meeting of the shareholders held on 7 December 2022 for conversion to a public limited Company. The Holding Company received a certificate of incorporation from the Registrar of Companies on 6 January 2023 and was converted to a public company.

The Holding Company together with its subsidiary is herein referred to as "the Group". The Holding Company is engaged in the business of manufacturing of auto components including advance braking systems, aluminum light weighting precision solutions and safety control cables primarily for automobile industry. The Holding Company is supplier to the major leading Original Equipment Manufacturers (OEMs) in India like Honda, Hero MotoCorp, Bajaj Auto, TVS Motors, Suzuki, Yamaha, Mahindra, Royal Enfield, OLA, Ather, Revolt, Maruti, Piaggio etc. and having strong presence in secondary market (Independent aftermarket). The Group has manufacturing facilities in the states of Haryana, Karnataka, Gujarat, Himachal Pradesh and Uttarakhand. The Subsidiary has a manufacturing facility under development in the state of Rajasthan.

These Consolidated Financial Statements for the year ended 31 March 2023 (reporting date) have been prepared as per the requirements of Schedule III of the Companies Act, 2013.

2. Basis of preparation

a. Statement of compliance with Ind AS

These Consolidated Financial Statements of the Group have been prepared in accordance with the Indian Accounting Standards (hereinafter referred to as the 'Ind AS') as notified by Ministry of Corporate Affairs ('MCA') under section 133 of the Companies Act 2013 ('Act') read with the Companies (Indian Accounting Standards) Rules, 2015 and presentation requirements of Division II of Schedule III to the Companies Act, 2013, (Ind AS compliant Schedule III), as applicable. The Group has uniformly applied the accounting policies during the periods presented.

The consolidated financial statements for the year ended 31 March 2023 were authorized and approved for issue by the Board of Directors on 16 May 2023.

b. Functional and presentation currency

These consolidated financial statements are presented in Indian rupees ('INR'), which is also the Group's functional currency. All amounts have been rounded-off to the nearest lakhs upto two place of decimal, unless otherwise indicated.

c. Basis of measurement

The consolidated financial statements have been prepared on going concern basis in accordance with accounting principles generally accepted in India. The consolidated financial statements have been prepared on the historical cost basis except for the following items:

<u>Items</u>	<u>Measurement basis</u>
Certain financial assets and liabilities	Fair value
Defined benefits (assets)/liability	Present value of defined benefits obligations



ASK Automotive Limited (formerly known as ASK Automotive Private Limited)

Notes forming part of consolidated financial statements (continued)

CIN: U34300DL1988PLC030342

(All amounts are in INR Lakhs, except otherwise stated)

d. Use of estimates and judgements

The preparation of consolidated financial statements in conformity with generally accepted accounting principles require management to make judgments, estimates and assumptions that affect the application of accounting policies and the reported amounts of assets, liabilities, income and expenses and the disclosure of contingent liabilities on the date of the consolidated financial statements. Actual results could differ from those estimates. Estimates and underlying assumptions are reviewed on an ongoing basis. Any revision to accounting estimates are recognized prospectively in current and future periods. Information about judgments made in applying accounting policies that have the most significant effects on the amounts recognized in the consolidated financial statements is included in the following notes:

Significant estimates

Useful lives of depreciable/amortisable assets – Management reviews its estimate of the useful lives of depreciable/amortisable assets at each reporting date, based on the expected utility of the assets. Uncertainties in these estimates relate to technical and economic obsolescence that may change the utility of assets.

Defined benefit obligation (DBO) – Management’s estimate of the DBO is based on underlying assumptions such as standard rates of inflation, mortality, discount rate and anticipation of future salary increases. Variation in these assumptions may significantly impact the DBO amount and the annual defined benefit expenses.

Recognition of deferred tax assets – The extent to which deferred tax assets can be recognized is based on an assessment of the probability of the future taxable income against which the deferred tax assets can be utilized.

Significant judgments

Contingent liabilities – At each balance sheet date, on the basis of the management judgment, changes in facts and legal aspects, the Group assesses the requirement of disclosure against the outstanding contingent liabilities. However, the actual future outcome may be different from this judgement.

Impairment of financial assets – At each balance sheet date, based on historical default rates observed over expected life, the management assesses the expected credit loss on outstanding financial assets.

Evaluation of indicators for impairment of assets – The evaluation of applicability of indicators of impairment of assets requires assessment of several external and internal factors which could result in deterioration of recoverable amount of the assets.

Classification of leases – The Group enters into leasing arrangements for various premises. The assessment (including measurement) of the lease is based on several factors, including, but not limited to, transfer of ownership of leased asset at end of lease term, lessee’s option to extend/terminate etc. After the commencement date, the Group reassesses the lease term if there is a significant event or change in circumstances that is within its control and affects its ability to exercise or not to exercise the option to extend or to terminate.

e. Measurement of fair values

A number of the Group’s accounting policies and disclosures require measurement of fair values, for both financial and non-financial assets and liabilities. The Group has an established control framework with respect to measurement of fair values. This includes treasury division which is responsible for overseeing all significant fair value measurements, including Level 3 fair values, and report directly to chief financial officer.



ASK Automotive Limited (formerly known as ASK Automotive Private Limited)

Notes forming part of consolidated financial statements (continued)

CIN: U34300DL1988PLC030342

(All amounts are in INR Lakhs, except otherwise stated)

Fair values are categorised into different levels in a fair value hierarchy based on the inputs used in the valuation techniques as follows.

Level 1: Quoted prices (unadjusted) in active markets for financial instruments.

Level 2: The fair value of financial instruments that are not traded in an active market is determined using valuation techniques which maximize the use of observable market data rely as little as possible on entity specific estimates.

Level 3: If one or more of the significant inputs is not based on observable market data, the instrument is included in level 3.

When measuring the fair value of an asset or liability, the Group uses observable market data as far as possible. The Group recognises transfers between levels of the fair value hierarchy at the end of the reporting period during which the changes have occurred.

f. Principles of consolidation

i) Subsidiary

Subsidiary includes the entity over which the Group has control. The Group controls an entity when it is exposed or has right to variable return from its involvement with the entity, and has the ability to affect those returns through its power (that is, existing rights that give it the current ability to direct the relevant activities) over the entity. The Group re-assesses whether or not it controls the entity, in case the under-lying facts and circumstances indicate that there are changes to above mentioned parameters that determine the existence of control.

Subsidiary is fully consolidated from the date on which control is transferred to the Group, and they are deconsolidated from the date when control ceases.

The consolidated financial statements of subsidiary are fully consolidated on a line-by-line basis. Intragroup balances and transactions, and income and expenses arising from intra-group transactions, are eliminated while preparing the said consolidated financial statements. The un-realised gains resulting from intra-group transactions are also eliminated. Similarly, the un-realised losses are eliminated, unless the transaction provides evidence as to impairment of the asset transferred.

ii) Equity accounted investees

The Group's interest in equity accounted investees comprise interests in joint venture.

A joint venture is an agreement in which the Group has joint control and has right to the net assets of the arrangement, rather than rights to its assets and obligations for its liabilities.

Interest in joint ventures are accounted for using the equity method. They are initially recognized at cost which includes the transaction costs. Subsequent to initial recognition, the consolidated financial statements includes the Group's share of Profit and Loss and other Comprehensive Income (OCI) of equity-accounted investee until the date on which significant influence or joint control ceases.

Dividends received or receivable from joint ventures are recognised as a reduction in the carrying amount of the investment

Where the group's share of losses in an equity-accounted investment equals or exceeds its interest in the entity, including any other unsecured long-term receivables, the group does not recognise further losses, unless it has incurred obligations or made payments on behalf of the other entity.



Transactions elimination on consolidation

Intra-group balances and transactions, and any unrealized income and expenses arising from intra-group transactions, are eliminated. Unrealised gains arising from transaction with equity accounted investees are eliminated against the investment to the extent of the Group's interest in the investee. Unrealised losses are eliminated in the same way as unrealized gains, but only to the extent that there is no evidence of impairment.

The entities considered in the consolidated financial statements in the year are listed below:

S. No.	Name of the entity	Country of Incorporation	Nature of Interest	% of Ownership
				31 March 2023
1	ASK Automobiles Private Limited*	India	Subsidiary	100%
2	ASK Fras-Le Friction Private Limited	India	Joint Venture	49%

*ASK Automobiles Private Limited is a wholly owned subsidiary since its incorporation on 7 June 2021.

Changes in ownership interests

The group treats transactions with non-controlling interests that do not result in a loss of control as transactions with equity owners of the group. A change in ownership interest results in an adjustment between the carrying amounts of the controlling and non-controlling interests to reflect their relative interests in the subsidiary. Any difference between the amount of the adjustment to non-controlling interests and any consideration paid or received is recognised within equity.

When the Company loses control of a subsidiary, the profit or loss on disposal is calculated as the difference between (i) the aggregate of the fair value of consideration received and the fair value of any retained interest and (ii) the previous carrying amount of the assets (including goodwill), and liabilities of the subsidiary and any non-controlling interests. Amounts previously recognised in other comprehensive income in relation to the subsidiary are accounted for (i.e., reclassified to profit or loss) in the same manner as would be required if the relevant assets or liabilities were disposed of. The fair value of any investment retained in the former subsidiary at the date when control is lost is regarded as the fair value on initial recognition for subsequent accounting or, when applicable, the cost on initial recognition of an investment in an associate or jointly controlled entity.

2A. Significant accounting policies

(a) Current-non-current classification

All assets and liabilities are classified into current and non-current.

Assets

An asset is classified as current when it satisfies any of the following criteria:

- it is expected to be realised in, or is intended for sale or consumption in, the normal operating cycle;
- it is held primarily for the purpose of being traded;
- it is expected to be realised within 12 months after the reporting date; or
- it is cash or cash equivalent unless it is restricted from being exchanged or used to settle a liability for at least 12 months after the reporting date.



ASK Automotive Limited (formerly known as ASK Automotive Private Limited)

Notes forming part of consolidated financial statements (continued)

CIN: U34300DL1988PLC030342

(All amounts are in INR Lakhs, except otherwise stated)

Current assets include the current portion of non-current financial assets. All other assets are classified as non-current.

Liabilities

A liability is classified as current when it satisfies any of the following criteria:

- a) it is expected to be settled in the normal operating cycle;
- b) it is held primarily for the purpose of being traded;
- c) it is due to be settled within 12 months after the reporting date; or
- d) the Group does not have an unconditional right to defer settlement of the liability for at least 12 months after the reporting date. Terms of a liability that could, at the option of the counterparty, result in its settlement by the issue of equity instruments do not affect its classification.

Current liabilities include current portion of non-current financial liabilities. All other liabilities are classified as non-current.

Operating cycle

Operating cycle is the time between the acquisition of assets for processing and their realisation in cash or cash equivalents. The Group has determined its operating cycle as 12 months for the purpose of classification of its assets and liabilities as current and non-current.

(b) Foreign currency transactions

i. Initial recognition

Transactions in foreign currencies are translated into the functional currency at the exchange rates at the date of the transaction.

ii. Measurement at reporting date

Monetary assets and liabilities denominated in foreign currencies are translated into the functional currency at the exchange rate at the reporting date. Non-monetary assets and liabilities that are measured based on historical cost in a foreign currency are translated at the exchange rate at the date of the transaction. Exchange differences on restatement/ settlement of all monetary items are recognized in the consolidated statement of profit and loss.

(c) Financial instruments

A financial instrument is any contract that gives rise to a financial asset of one entity and a financial liability or equity instrument of another entity.

i. Recognition and initial measurement

All financial assets and financial liabilities are recognised when the Group becomes a party to the contractual provisions of the instrument and are measured initially at fair value adjusted for transaction costs, except for those carried at fair value through Profit and Loss which are measured initially at fair value. However, trade receivables are recognised initially at the transaction price as they do not contain significant financing components.



ASK Automotive Limited (formerly known as ASK Automotive Private Limited)

Notes forming part of consolidated financial statements (continued)

CIN: U34300DL1988PLC030342

(All amounts are in INR Lakhs, except otherwise stated)

ii. Classification and subsequent measurement

Financial assets

On initial recognition, a financial asset is classified as measured at

- amortised cost; or
- fair value through profit or loss ('FVTPL')

Financial assets are not reclassified subsequent to their initial recognition, except if and in the period the Group changes its business model for managing financial assets.

A financial asset is measured at amortised cost if it meets both of the following conditions:

- the asset is held within a business model whose objective is to hold assets to collect contractual cash flows; and
- the contractual terms of the financial asset give rise on specified dates to cash flows that are solely payments of principal and interest on the principal amount outstanding.

All financial assets not classified as measured at amortised cost as described above are measured at FVTPL.

Investment in equity instrument are classified at fair value through profit or loss, unless the Company irrevocably elects on initial recognition to present subsequent changes in fair value in other comprehensive income for investments in equity instruments which are not held for trading.

Financial liabilities

Financial liabilities are classified as measured at amortised cost or FVTPL. A financial liability is classified as at FVTPL if it is classified as held for trading, or it is a derivative or it is designated as such on initial recognition. Financial liabilities at FVTPL are measured at fair value and net gains and losses, including any interest expense, are recognized in statement of profit or loss. Other financial liabilities are subsequently measured at amortised cost using the effective interest method. The Group does not have any fixed liabilities under the category of FVTPL.

iii. Derecognition

Financial assets

The Group de-recognises a financial asset when the contractual rights to the cash flows from the financial asset expire, or it transfers the rights to receive the contractual cash flows in a transaction in which substantially all of the risks and rewards of ownership of the financial asset are transferred or in which the Group neither transfers nor retains substantially all of the risks and rewards of ownership and does not retain control of the financial asset.

Financial liabilities

The Group de-recognises a financial liability when its contractual obligations are discharged or cancelled, or expire. The Group also de-recognises a financial liability when its terms are modified and the cash flows under the modified terms are substantially different. In this case, a new financial liability based on the modified terms is recognized at fair value. The difference between the carrying amount of the financial liability extinguished and the new financial liability with modified terms is recognized in consolidated statement of profit and loss.

iv. Offsetting

Financial assets and liabilities are offset and the net amount is reported in the consolidated balance sheet where there is a legally enforceable right to offset the recognised amounts and there is an intention to settle



ASK Automotive Limited (formerly known as ASK Automotive Private Limited)

Notes forming part of consolidated financial statements (continued)

CIN: U34300DL1988PLC030342

(All amounts are in INR Lakhs, except otherwise stated)

on a net basis or realise the asset and settle the liability simultaneously. The legally enforceable right must not be contingent on future events and must be enforceable in the normal course of business and in the event of default, insolvency or bankruptcy of the group or the counterparty.

(d) Equity Investment in joint venture

Investments in equity instruments of joint venture is accounted for at cost less any provision for impairment in accordance with Ind AS 27 Separate Financial Statements.

(e) Property, plant and equipment

i. Recognition and measurement

Freehold Land is carried at cost and other items of property, plant and equipment are initially measured at cost of acquisition or construction which includes capitalized borrowing cost. The cost of an item of property, plant and equipment comprises its purchase price, including import duties and other non-refundable purchase taxes or levies, any directly attributable cost of bringing the asset to its working condition for its intended use and estimated cost of dismantling and removing the item and restoring the site on which it is located. Any trade discounts and rebates are deducted in arriving at the purchase price. After initial recognition, items of property, plant and equipment are carried at its cost less any accumulated depreciation and / or accumulated impairment loss, if any.

The cost of a self-constructed item of property, plant and equipment comprises the cost of materials and direct labor, any other costs directly attributable / allocable to bring the item to working condition for its intended use.

If significant parts of an item of property, plant and equipment have different useful lives, then they are accounted for as separate items (major components) of property, plant and equipment.

Gains or losses arising on sale/disposal of items of property, plant and equipment are recognized in the consolidated statement of profit and loss.

Capital work-in-progress comprises the cost of fixed assets that are not ready for their intended use at the reporting date.

ii. Subsequent expenditure

Subsequent expenditure is capitalized only if it is probable that the future economic benefits associated with the expenditure will flow to the Group.

iii. Depreciation

Depreciation on items of property, plant and equipment is provided on the straight-line method based on the estimated useful life of each asset as determined by the management. Depreciation is charged over the number of shift a plant or equipment is used in the business in accordance with schedule II of the Companies Act. Depreciation for assets purchased during the period is proportionately charged i.e. from the date on which asset is ready for use. Depreciation for assets sold during the period is proportionately charged i.e. up to the date on which asset is disposed off.



ASK Automotive Limited (formerly known as ASK Automotive Private Limited)

Notes forming part of consolidated financial statements (continued)

CIN: U34300DL1988PLC030342

(All amounts are in INR Lakhs, except otherwise stated)

The useful lives have been determined based on internal evaluation done by management and are in line with the estimated useful lives, to the extent prescribed by the Schedule II of the Companies Act.

	Life in Years
Buildings	30
Plant and machinery	15 to 20
Electrical installations	10
Furniture and fixtures	10
Office equipments	5
Vehicles	8
Dies and Moulds	7 to 10
Computers	3

Based on internal valuation done by the management, Hangers and trollies are depreciated at year end based on the physical availability of respective assets.

Depreciation method, useful lives and residual values are reviewed at each financial year-end and adjusted if appropriate.

Modification or extension to an existing asset, which is of capital nature, and which becomes an integral part thereof is depreciated prospectively over the remaining useful life of that asset.

(f) Goodwill

Represents amounts paid over the identifiable assets towards Business Takeover transaction is carried forward based on assessment of benefits arising from such goodwill in future. Goodwill is tested for impairment annually at each balance sheet date in accordance with the Company's procedure for determining the recoverable amount of such assets. The recoverable amount of Cash Generating Unit (CGU) is based on value in use. The value in use for Goodwill is determined based on discounted cash flow projections.

(g) Other Intangible Assets

i. Recognition and initial measurement

Other intangible assets that are acquired by the Group are measured initially at cost. After initial recognition, an intangible asset is carried at its cost less any accumulated amortisation and any accumulated impairment loss.

ii. Subsequent expenditure

Subsequent expenditure is capitalized only if it is probable that the future economic benefits associated with the expenditure will flow to the Group.

iii. Amortisation

Technical know-how is being amortised over a period of seven years on a straight line basis.

Computer software is being amortised over a period of six years on a straight line basis.

Distribution network

Represents allocation of amounts paid towards Business Takeover transaction is carried forward based on assessment of benefits arising from such network in future. Such expenditure is amortised on period of ten years on straight line basis.



ASK Automotive Limited (formerly known as ASK Automotive Private Limited)

Notes forming part of consolidated financial statements (continued)

CIN: U34300DL1988PLC030342

(All amounts are in INR Lakhs, except otherwise stated)

The above periods also represent the management's estimation of economic useful life of the respective intangible assets.

Amortisation method, useful lives and residual values are reviewed at each financial year-end and adjusted if appropriate.

(h) Inventories

Inventories which comprise of raw material, work in progress, finished goods, packing material and stores and spares are valued at the lower of cost and net realisable value. Cost of inventories comprises all cost of purchase, cost of conversion and other costs incurred in bringing the inventories to their present location and condition.

The basis of determining costs for various categories of inventories are as follows: -

Raw materials, components, stores and spares, Packing material, Loose Tools, gauges and instruments	- Weighted Average Method
Work-in-progress and finished goods	- Material cost plus appropriate proportion of labour, manufacturing overheads.

Net realisable value is the estimated selling price in the ordinary course of business, less the estimated costs of completion and the estimated costs necessary to make the sale.

The net realisable value of work-in-progress is determined with reference to the selling prices of related finished goods. Raw materials held for use in production of finished goods are not written down below cost, except in cases where material prices have declined, and it is estimated that the cost of the finished goods will exceed its net realisable value. The comparison of cost and net realizable value is made on an item-by-item basis.

(i) Non-current assets held for sale

The Group classifies non-current assets as held for sale if their carrying amounts will be recovered principally through a sale rather than through continuing use. Such non-current assets classified as held for sale are measured at the lower of their carrying amount and fair value less costs to sell. Any expected loss is recognized immediately in the statement of profit and loss. The criteria for held for sale classification is regarded as met only when the assets is available for immediate sale in its present condition, subject only to terms that are usual and customary for sales of such assets, its sale is highly probable; and it will genuinely be sold. The Group treats sale of the asset to be highly probable when:

- i. The appropriate level of management is committed to a plan to sell the asset;
- ii. An active programme to locate a buyer and complete the plan has been initiated (if applicable);
- iii. The asset is being actively marketed for sale at a price that is reasonable in relation to its current fair value;
- iv. The sale is expected to qualify for recognition as a completed sale within one year from the date of classification, and
- v. Actions required to complete the plan indicate that it is unlikely that significant changes to the plan will be made or that the plan will be withdrawn.

Property, plant and equipment and intangible assets once classified as held for sale are not depreciated or amortised. Assets and liabilities classified as held for sale are presented separately as current items in the standalone balance sheet.



ASK Automotive Limited (formerly known as ASK Automotive Private Limited)

Notes forming part of consolidated financial statements (continued)

CIN: U34300DL1988PLC030342

(All amounts are in INR Lakhs, except otherwise stated)

(j) Trade Receivables

Trade receivables are amounts due from customers for goods sold or services performed in the ordinary course of business and reflects Group's unconditional right to consideration (that is, payment is due only on the passage of time). Trade receivables are recognised initially at the transaction price as they do not contain significant financing components. The Group holds the trade receivables with the objective of collecting the contractual cash flows and therefore measures them subsequently at amortised cost using the effective interest method, less loss allowance.

Transfer of Financial Assets

The Group transfers certain trade receivables under invoice discounting arrangements. These do not qualify for derecognition, due to existence of the recourse arrangement. Consequently the proceeds received from such transfers with recourse arrangements are recorded as loans from banks / financial institutions and classified under short-term borrowings.

(k) Impairment of assets

Impairment of financial assets

The Group recognizes loss allowances using the Expected Credit Loss (ECL) model for the financial assets which are not fair valued through profit or loss. Loss allowance for trade receivables with no significant financing component is measured at an amount equal to lifetime ECL. For all other financial assets, expected credit losses are measured at an amount equal to the 12-month ECL, unless there has been a significant increase in credit risk from initial recognition, in which case those financial assets are measured at lifetime ECL. The changes (incremental or reversal) in loss allowance computed using ECL model, are recognised as an impairment gain or loss in the consolidated statement of profit and loss.

Impairment of non-financial assets

The Group's non-financial assets are reviewed at each reporting date to determine if there is indication of any impairment. If any indication exists, the asset's recoverable amount is estimated. Assets that do not generate independent cash flows are grouped together into cash generating units (CGU). An impairment loss is recognised whenever the carrying amount of an asset or its cash generating unit exceeds its recoverable amount. Recoverable amount is determined:

- i. in case of an individual asset, at the higher of the net selling price and the value in use; and
- ii. in case of a cash generating unit (a group of assets that generates identified, independent cash flows), at the higher of the cash generating unit's net selling price and the value in use.

(The amount of value in use is determined as the present value of estimated future cash flows from the continuing use of an asset and from its disposal at the end of its useful life. For this purpose, the discount rate (pre-tax) is determined based on the weighted average cost of capital of the respective company suitably adjusted for risks specified to the estimated cash flows of the asset). For this purpose, a cash generating unit is ascertained as the smallest identifiable group of assets that generates cash inflows that are largely independent of the cash inflows from other assets or groups of assets

Impairment losses are recognised in the consolidated statement of profit and loss. An impairment loss is reversed only to the extent that the asset's carrying amount does not exceed the carrying amount that would have been determined net of depreciation or amortisation, if no impairment loss had been recognised.



ASK Automotive Limited (formerly known as ASK Automotive Private Limited)

Notes forming part of consolidated financial statements (continued)

CIN: U34300DL1988PLC030342

(All amounts are in INR Lakhs, except otherwise stated)

(l) Trade and other payables

Trade and other payables represent liabilities for goods or services provided to the Group prior to the end of financial year which are unpaid.

(m) Borrowings

Borrowings are initially recognised at fair value, net of transaction costs incurred. Borrowings are subsequently measured at amortised cost. Any difference between the proceeds (net of transaction costs) and the redemption amount is recognised in profit or loss over the period of the borrowings using the effective interest rate method. Borrowings are de-recognised from the balance sheet when the obligation specified in the contract is discharged, cancelled or expired. The difference between the carrying amount of a financial liability that has been extinguished or transferred to another party and the consideration paid, including any non-cash assets transferred or liabilities assumed, is recognised in profit or loss.

(n) Employee benefits

i) Short-term employee benefits

Employee benefits payable within twelve months of receiving employee services are classified as short-term employee benefits. These benefits include salaries and wages, bonus, etc. The undiscounted amount of short-term employee benefits to be paid in exchange for employee services is recognised as an expense in consolidated statement of profit and loss as the related service is rendered by employees.

ii) Other long-term employee benefits:

Other long-term employee benefits are recognised as an expense in the consolidated statement of profit and loss as and when they accrue. The Group determines the liability using the Projected Unit Credit Method, with actuarial valuations carried out as at the balance sheet date. Actuarial gains and losses in respect of such benefits are charged to the consolidated statement of profit and loss.

iii) Post employment obligations

a. Defined Contribution Plans:

The Group makes payments to defined contribution plans such as provident fund and employees' state insurance. The Group has no further payment obligations once the contributions have been paid. The contributions are accounted for as defined contribution plans and the contributions are recognised as employee benefit expense when they are due. Prepaid contributions are recognised as an asset to the extent that a cash refund or a reduction in the future payments is available.

b. Defined Benefit Plans:

The liability or asset recognised in the balance sheet in respect of defined benefit gratuity plans is the present value of the defined benefit obligation at the end of the reporting period less the fair value of plan assets. The defined benefit obligation is calculated annually by actuaries using the projected unit credit method.

The net interest cost is calculated by applying the discount rate to the balance of the defined benefit obligation and the fair value of plan assets. This cost is included in employee benefit expense in the consolidated statement of profit and loss.

Remeasurement gains and losses arising from experience adjustments and changes in actuarial assumptions are recognised in the period in which they occur, directly in other comprehensive income. They are included in retained earnings in the consolidated statement of changes in equity and in the balance sheet.



ASK Automotive Limited (formerly known as ASK Automotive Private Limited)

Notes forming part of consolidated financial statements (continued)

CIN: U34300DL1988PLC030342

(All amounts are in INR Lakhs, except otherwise stated)

Changes in the present value of the defined benefit obligation resulting from plan amendments or curtailments are recognised immediately in the consolidated statement of profit and loss as past service cost.

(o) Provisions

A provision is recognised if, as a result of a past event, the Group has a present obligation that can be estimated reliably, and it is probable that an outflow of economic benefits will be required to settle the obligation. Provisions are recognised at the best estimate of the expenditure required to settle the present obligation at the balance sheet date.

(p) Revenue recognition

Revenue is recognised to the extent that it is probable that the economic benefits will flow to the Group and the revenue can be reliably measured, regardless of when the payment is being made. Revenue is measured at the fair value of the consideration received or receivable, taking into account contractually defined terms of payment and excluding taxes or duties collected on behalf of the government.

However, Goods and Services Tax (GST) is not received by the Group on its own account. Rather, it is tax collected on value added to the commodity or supplies made by the seller on behalf of the government. Accordingly, it is excluded from revenue.

Sale of goods

Revenue from sale of goods is recognized based on a 5-Step Methodology which is as follows:

Step 1: Identify the contract(s) with a customer

Step 2: Identify the performance obligation in contract

Step 3: Determine the transaction price

Step 4: Allocate the transaction price to the performance obligations in the contract

Step 5: Recognise revenue when (or as) the entity satisfies a performance obligation

Revenue from sale of goods is recognized at the point in time when control of the goods is transferred to the customer, generally on delivery of the goods and there are no unfulfilled obligations. Revenue is measured based on the transaction price, which is the consideration, adjusted for volume discounts, service level credits, performance bonuses, price concessions, staggered discount on early payments and incentives, if any, as specified in the contract with the customer. Revenue also excludes taxes collected from customers.

Sale of services

The Group recognizes revenue from sales of services over time, because the customer simultaneously receives and consumes the benefits provided by the Group. Revenue from services provided is recognised upon rendering of the services, in accordance with the agreed terms with the customers where ultimate collection of the revenue is reasonably expected.

Other operating revenue

All export benefits under various policies of Government of India are recognised on accrual basis when no significant uncertainties as to the amount of consideration that would be derived and as to its ultimate collection exist.

Other income

Interest income is recognised on accrual basis using the effective interest method.



ASK Automotive Limited (formerly known as ASK Automotive Private Limited)

Notes forming part of consolidated financial statements (continued)

CIN: U34300DL1988PLC030342

(All amounts are in INR Lakhs, except otherwise stated)

Contract assets

Contract assets is right to consideration in exchange for goods or services transferred to the customer and performance obligation satisfied. If the Group performs by transferring goods or services to a customer before the customer pays consideration or before payment is due, a contract asset is recognised for the earned consideration that is conditional, in the nature of unbilled receivables. Upon completion of the attached condition and acceptance by the customer, the amounts recognised as contract assets is reclassified to trade receivables upon invoicing. A receivables represents the Group's right to an amount of consideration that is unconditional. Contract assets are subject to impairment assessment.

Contract liabilities

A contract liability is the obligation to transfer goods or services to a customer for which the Group has received consideration (or an amount of consideration is due) from the customer or has raised the invoice in advance. If a customer pays consideration before the Group transfers goods or services to the customer, a contract liability is recognised when the payment is made or the payment is due (whichever is earlier). Contract liabilities are recognised as revenue when the Group performs under the contract (i.e., transfers control of the related goods or services to the customer)

(q) Government grants

Government grants related to property, plant and equipment are included in the non-current liabilities as deferred government grant and are credited to Profit and loss on the basis of fulfillment of export obligation and presented within other income in accordance with the primary conditions associated with purchase of assets and related grants.

Export benefit entitlements are recognised in the consolidated statement of profit and loss when the right to receive benefit is established in respect of the exports made and the realisation is reasonably certain.

(r) Leases

A lease is defined as 'a contract, or part of a contract, that conveys the right to use an asset (the underlying asset) for a period of time in exchange for consideration'.

Classification of leases

The Group enters into leasing arrangements for various assets. The assessment of the lease is based on several factors, including, but not limited to, transfer of ownership of leased asset at end of lease term, lessee's option to extend/purchase etc.

Recognition and initial measurement

At lease commencement date, the Group recognises a right-of-use asset and a lease liability on the balance sheet. The right-of-use asset is measured at cost, which is made up of the initial measurement of the lease liability, any initial direct costs incurred by the Group, an estimate of any costs to dismantle and remove the asset at the end of the lease (if any), and any lease payments made in advance of the lease commencement date (net of any incentives received).

Subsequent measurement

The Group depreciates the right-of-use assets on a straight-line basis from the lease commencement date to the earlier of the end of the useful life of the right-of-use asset or the end of the lease term. The Group also assesses the right-of-use asset for impairment when such indicators exist.

At lease commencement date, the Group measures the lease liability at the present value of the lease payments unpaid at that date, discounted using the interest rate implicit in the lease if that rate is readily available or the Group's incremental borrowing rate (IBR). Lease payments included in the measurement of the lease liability are made up of fixed payments (including in substance fixed payments) and variable payments based on an



ASK Automotive Limited (formerly known as ASK Automotive Private Limited)

Notes forming part of consolidated financial statements (continued)

CIN: U34300DL1988PLC030342

(All amounts are in INR Lakhs, except otherwise stated)

index or rate. Subsequent to initial measurement, the liability will be reduced for payments made and increased for interest. It is re-measured to reflect any reassessment or modification, or if there are changes in in-substance fixed payments. When the lease liability is re-measured, the corresponding adjustment is reflected in the right-of-use asset.

The Group has elected to account for short-term leases using the practical expedients. Instead of recognising a right-of-use asset and lease liability, the payments in relation to these are recognised as an expense in consolidated statement of profit and loss on a straight-line basis over the lease term.

Estimating the incremental borrowing rate

The Group cannot readily determine the interest rate implicit in the lease, therefore, it uses its IBR to measure lease liabilities. The IBR is the rate of interest that the Group would have to pay for last long-term funds raised.

(s) Income-tax

Tax expense recognised in consolidated statement of profit and loss comprises the sum of deferred tax and current tax not recognised in other comprehensive income or directly in equity.

Current tax is determined as the tax payable in respect of taxable income for the period and is computed in accordance with relevant tax regulations. Current income tax relating to items recognised outside profit or loss is recognised outside profit or loss (either in other comprehensive income or in equity).

Deferred tax is recognised in respect of temporary differences between carrying amount of assets and liabilities for financial reporting purposes and corresponding amount used for taxation purposes. Deferred tax assets on unrealised tax loss are recognised to the extent that it is probable that the underlying tax loss will be utilised against future taxable income. This is assessed based on the Group's forecast of future operating results, adjusted for significant non-taxable income and expenses and specific limits on the use of any unused tax loss. Unrecognised deferred tax assets are re-assessed at each reporting date and are recognised to the extent that it has become probable that future taxable profits will allow the deferred tax asset to be recovered.

Deferred tax assets and liabilities are measured at the tax rates that are expected to apply in the period when the asset is realised or the liability is settled, based on tax rates (and tax laws) that have been enacted or substantively enacted at the reporting date. Deferred tax relating to items recognised outside consolidated statement of profit and loss is recognised outside consolidated statement of profit or loss (either in other comprehensive income or in equity).

(t) Earnings per share

Basic earnings per share are calculated by dividing the net profit for the period attributable to equity shareholders by the weighted average number of equity shares outstanding during the period. Diluted earnings per share is computed using the weighted average number of equity shares and dilutive potential equity shares outstanding during the period end, except where the results would be anti-dilutive.

(u) Contingent liabilities and contingent assets

A contingent liability exists when there is a possible but not probable obligation, or a present obligation that may, but probably will not, require an outflow of resources, or a present obligation whose amount cannot be estimated reliably. Contingent liabilities do not warrant provisions, but are disclosed. Contingent assets are neither recognised nor disclosed in the consolidated financial statements. However, contingent assets are assessed continually and if it is virtually certain that an inflow of economic benefits will arise, the asset and related income are recognised in the period in which the change occurs.



ASK Automotive Limited (formerly known as ASK Automotive Private Limited)

Notes forming part of consolidated financial statements (continued)

CIN: U34300DL1988PLC030342

(All amounts are in INR Lakhs, except otherwise stated)

(v) Cash and cash equivalents

For the purpose of presentation in the statement of cash flows, cash and cash equivalents includes cash on hand, deposits held at call with financial institutions, other short-term, highly liquid investments with original maturities of three months or less that are readily convertible to known amounts of cash and which are subject to an insignificant risk of changes in value, and bank overdrafts. Bank overdrafts are shown within borrowings in current liabilities in the balance sheet.

(w) Borrowing cost

Borrowing costs directly attributable to acquisition, construction or erection of qualifying assets are capitalised. Capitalisation of borrowing costs ceases when substantially all the activities necessary to prepare the qualifying assets for their intended use are complete.

Other borrowing costs are recognised as an expense in the consolidated statement of profit and loss in the period in which they are incurred.

(x) Derivative financial instruments

The Group holds derivative financial instruments contracts to mitigate the risk of changes in exchange rates on foreign currency exposures. The counterparty for these contracts is generally a bank. Apart from this derivatives are used as short term investment instruments as a treasury management function.

Derivatives are recognized initially at fair value and attributable transaction costs are recognized in net profit in the consolidated statement of profit and loss. Subsequent to initial recognition, the derivatives are measured at fair value through consolidated statement of profit and loss and the resulting exchange gains or losses are included in other income.

(y) Standards issued but not yet effective

Ministry of Corporate Affairs (“MCA”) notifies new standards or amendments to the existing standards under Companies (Indian Accounting Standards) Rules as issued from time to time. On 31 March 2023, MCA amended the Companies (Indian Accounting Standards) Amendment Rules, 2023, as below:

a) Ind AS 1 - Presentation of Financial Statements

This amendment requires the entities to disclose their material accounting policies rather than their significant accounting policies. The effective date for adoption of this amendment is annual periods beginning on or after 1 April 2023. The Company has evaluated the amendment and the impact of the amendment is insignificant to the consolidated financial statements.

b) Ind AS 8 - Accounting Policies, Changes in Accounting Estimates and Errors

This amendment has introduced a definition of ‘accounting estimates’ and included amendments to Ind AS 8 to help entities distinguish changes in accounting policies from changes in accounting estimates. The effective date for adoption of this amendment is annual periods beginning on or after 1 April 2023. The Company has evaluated the amendment and there is no impact on its consolidated financial statements.

c) Ind AS 12 - Income Taxes

This amendment has narrowed the scope of the initial recognition exemption so that it does not apply to transactions that give rise to equal and offsetting temporary differences. The effective date for adoption of this amendment is annual periods beginning on or after 1 April 2023. The Company has evaluated the amendment and there is no impact on its consolidated financial statements.



ASK Automotive Limited (Formerly known as ASK Automotive Private Limited)
Notes forming part of consolidated financial statements (continued)
CIN: U34300DL1988PLC030342
(All amounts are in INR Lakhs, except otherwise stated)

3 Property, plant and equipment and capital work-in-progress											
Particulars	Freehold Land	Buildings	Plant and equipment	Electrical installation	Office equipments	Computers	Furniture and fixtures	Hangers, trollies, dies and moulds	Vehicles	Total	Capital work-in-progress
Gross block											
As at 1 April 2021	8,013.46	11,089.72	30,492.68	2,206.70	413.62	372.87	840.95	4,572.18	1,098.72	59,100.90	982.89
Additions	678.93	1,184.88	7,315.74	294.03	154.53	97.83	132.82	392.01	87.40	10,338.17	7,478.43
Disposal / adjustments	-	(131.46)	(1.38)	(2.78)	(0.38)	(0.38)	(0.22)	(22.60)	(3.45)	(162.47)	(8,176.31)
As at 31 March 2022	8,692.39	12,274.60	37,676.96	2,499.15	565.37	470.12	973.55	4,941.59	1,182.67	69,276.60	285.01
Additions	-	27.46	3,493.37	147.96	76.52	85.57	71.11	603.41	576.85	5,082.25	14,675.42
Disposal / adjustments	-	-	(909.03)	(48.32)	(6.11)	(5.67)	(4.19)	(480.80)	(246.84)	(1,700.96)	(3,135.90)
As at 31 March 2023	8,692.39	12,302.06	40,261.30	2,598.79	635.78	550.22	1,040.47	5,064.20	1,512.68	72,657.89	11,824.53
Accumulated depreciation											
As at 1 April 2021	-	1,222.99	12,544.85	967.31	219.19	258.67	277.66	2,372.82	427.48	18,290.97	-
Charge for the year	-	370.59	3,380.10	233.89	57.74	55.69	83.05	444.27	136.89	4,762.22	-
Disposal / adjustments	-	-	(66.50)	(1.27)	(2.54)	(0.35)	(0.22)	(4.28)	(3.20)	(78.36)	-
As at 31 March 2022	-	1,593.58	15,858.45	1,199.93	274.39	314.01	360.49	2,812.81	561.17	22,974.83	-
Charge for the year	-	404.70	3,770.51	244.73	78.52	67.77	93.19	469.10	144.77	5,273.29	-
Disposal / adjustments	-	-	(609.44)	(31.50)	(4.61)	(5.21)	(3.73)	(434.34)	(150.76)	(1,239.59)	-
As at 31 March 2023	-	1,998.28	19,019.52	1,413.16	348.30	376.57	449.95	2,847.57	555.18	27,008.53	-
Net Block											
As at 31 March 2023	8,692.39	10,303.78	21,241.78	1,185.63	287.48	173.65	590.52	2,216.63	957.50	45,649.36	11,824.53
As at 31 March 2022	8,692.39	10,681.02	21,818.51	1,299.22	290.98	156.31	613.06	2,128.78	621.50	46,301.77	285.01

3.1 Capital work in progress mainly comprises of addition to building, plant and equipment for Subsidiary Company as at 31 March 2023 and addition of plant and equipment as at 31 March 2022 by the Holding Company.

3.2 Refer note 36 for disclosure of contractual commitments for the acquisition of property, plant and equipment.

3.3 Refer note 15 and 20 for disclosure of information on property, plant and equipment mortgaged as security by the Group.

3.4 Title deed of all the immovable properties (other than properties where the Holding Company/Subsidiary Company is the lessee and the lease agreements are duly executed in favour of the lessee) are held in the name of the Holding Company/Subsidiary Company respectively except Land of INR 678.93 Lakhs (inclusive of registration costs INR 4.93 Lakhs). During the year ended 31 March 2022, Land admeasuring approx. 4 acres (i.e. 16188 sq. mtrs.) situated at Narsapura Industrial Area, Kolar District of Karnataka, acquired in February 2012, from Karnataka Industrial Area Development Board (KIADB), on Lease Cum Sale basis, at a consideration of INR 340.00 Lakhs (i.e. @ INR 85.00 Lakhs per acre), with lease term of 10 years. Subsequently, the aforesaid Land was to be transferred in the name of the Holding Company. However, nearing to completion of lease term, KIADB have demanded additional compensation of INR 334.00 Lakhs (i.e. INR 83.50 Lakhs per acre) towards this Land. The Holding Company has filed its objection against the said ex-parte demand of enhanced compensation and requested KIADB to review the said excessive demand, which is pending disposal at their end however, based on the demand of KIADB, liability of INR 334.00 Lakhs has been provided by the Holding Company. Considering that the matter has not yet concluded, Holding company has requested KIADB via letter submitted on dated 27 September 2022 to extend the existing arrangement. Based on the request of the Holding Company, KIADB has extended the existing arrangement for another two years i.e. upto 09 April 2024 via letter dated 23 November 2022. This Land has been included above in freehold land.

3.5 Refer note 41 for ageing of capital work in progress.



3 Property, plant and equipment and capital work-in-progress (continued)**3.6 Assets classified as held for sale**

The Holding Company was allotted plot no. GH-33 situated at Sector-1, IMT Manesar, Gurugram, by Haryana State Industrial and Infrastructure Development Corporation ("HSIIDC") vide RLA no. HSIIDC/CGHS/Manesar/2007/599-600 dated 8 January 2007 for the purpose of building a group housing project. Subsequently, the Holding Company has constructed an apartment building on this land including car parking and service basement, known as "ASK Greens" according to scheme of HSIIDC. During the financial year 2017-18, upon completion of construction of flats, the Holding Company filed a deed of declaration with sub-registrar, Manesar, thereby converting the aforesaid land and building into 40 flats having a total value of INR 3,640 Lakhs. These group housing flats had been classified as held for sale, details as follows:

Particulars	Amount
As at 1 April 2021	424.00
Sold during the year	318.00
As at 31 March 2022	106.00
Sold during the year	106.00
As at 31 March 2023	-

4 Right of use assets, Goodwill & Other intangible assets**4A Right of use assets**

Gross block	Amount
As at 1 April 2021	935.49
Additions	9,152.98
Disposal/Adjustment	(371.35)
As at 31 March 2022	9,717.12
Additions	414.98
Disposal/Adjustment	(183.74)
As at 31 March 2023	9,948.36

Accumulated Amortisation

As at 1 April 2021	157.67
Charge for the year*	711.42
Disposal/Adjustment	-
As at 31 March 2022	869.09
Charge for the year*	759.29
Disposal/Adjustment	(108.45)
As at 31 March 2023	1,519.93

Net Block

As at 31 March 2023	8,428.43
As at 31 March 2022	8,848.03

* Amortisation of leasehold land of INR 76.54 lakhs (31 March 2022: INR 30.93 lakhs) has been transferred to Capital work-in-progress.

(This space has been intentionally left blank)



4 Right of use assets, Goodwill & Other intangible assets (continued)	
4B Goodwill	
Gross block	Amount
As at 1 April 2021	18,191.01
Additions	-
Disposal	-
As at 31 March 2022	18,191.01
Additions	-
Disposal	-
As at 31 March 2023	18,191.01
Accumulated Impairment	
As at 1 April 2021	-
Charge for the year	-
Disposal	-
As at 31 March 2022	-
Charge for the year	-
Disposal	-
As at 31 March 2023	-
Net Block	
As at 31 March 2023	18,191.01
As at 31 March 2022	18,191.01

The carrying value of goodwill arose at the time of business purchase of erstwhile APK Automotive and AK Auto Industries by the Holding Company amounting to INR 18,191.01 Lakhs, has been tested for impairment annually at each balance sheet date in accordance with the Holding Company's procedure for determining the recoverable amounts of the after market business which is a cash generating unit (CGU). The recoverable amount of CGU is based on value in use. The value in use for Goodwill is determined based on discounted cash flow projections. These calculations uses management assumptions and discounted pre tax cash flow projections based on financial budgets approved by management covering a 5 year period. Cash flow projection beyond 5 years time period are extrapolated using the estimated terminal growth rate. Certain key assumptions considered by the management for impairment testing of CGU are stated below:

- Weighted average cost of capital: 16.20%
- Revenue growth rate: 13%
- Terminal growth rate: 4%

The management of the Holding Company believes that no reasonably possible change in any of the key assumptions used in the value in use calculation would cause the carrying value of the CGU to materially exceed its value in use.

4C Other intangible assets

Gross block	Distribution Network	Computer Software	Technical Know How	Total
As at 1 April 2021	493.00	563.12	160.60	1,216.72
Additions	-	6.12	-	6.12
Disposal	-	-	-	-
As at 31 March 2022	493.00	569.24	160.60	1,222.84
Additions	-	5.01	3.60	8.61
Disposal	-	-	-	-
As at 31 March 2023	493.00	574.25	164.20	1,231.45
Accumulated Amortisation				
As at 1 April 2021	147.90	388.96	119.12	655.98
Charge for the year	49.30	80.17	18.82	148.29
Disposal	-	-	-	-
As at 31 March 2022	197.20	469.13	137.94	804.27
Charge for the year	49.30	45.97	19.08	114.35
Disposal	-	-	-	-
As at 31 March 2023	246.50	515.10	157.02	918.62
Net Block				
As at 31 March 2023	246.50	59.15	7.18	312.83
As at 31 March 2022	295.80	100.11	22.66	418.57

4C.1 The Group does not have any outstanding contractual commitments to purchase any items of intangible assets.

(This space has been intentionally left blank)



5 Investments	As at 31 March 2023		As at 31 March 2022	
	Nos	Amount	Nos	Amount
Non current				
Investments carrying at cost (fully paid up)				
Unquoted				
In joint venture				
ASK Fras-Le Friction Private Limited (face value INR 10 each)	43,120,000	404.06	31,115,000	-
Total investments		404.06		-

- 5.1 Carrying value of INR 404.06 Lakhs as against investment of INR 4,312.00 Lakhs due to share of losses in Joint Venture.
5.2 Refer note 35 for information about interest in Joint Venture.
5.3 The Holding Company has received an offer letter dated 14 December 2022 from ASK Fras-Le Friction Private Limited, Joint Venture of the Holding Company ('JV') for subscription of its 1,20,05,000 (One Crore Twenty Lakhs Five Thousand) Equity Shares of INR 10/- each. With the consent of the Board, Holding Company has invested an amount of INR 12,00,50,000 (Rupees Twelve Crores Fifty Thousand) in the JV on 21 December 2022 for subscription of its 1,20,05,000 (One Crore Twenty Lakhs Five Thousand) Equity Shares of INR 10/- each, on rights basis.

5A Loans	As at 31 March 2023		As at 31 March 2022	
	Current	Non-current	Current	Non-current
Loans to related parties				
Unsecured and considered good, unless otherwise stated				
Loan to ASK Fras-le Friction Private Limited	266.63	799.88	-	876.97
Total Loans	266.63	799.88	-	876.97

Loan given is receivable in 4 equal yearly installments of INR 266.63 Lakhs commencing from 20 January 2024 and carries Interest rate of 9% p.a receivable on quarterly intervals. As at 31 March 2022, Carrying value of Loan has been reduced by INR 189.53 Lakhs. For detailed information, refer note 35.2.

6 Other financial assets	As at 31 March 2023		As at 31 March 2022	
	Current	Non-current	Current	Non-current
Unsecured and considered good, unless otherwise stated				
Deposits with original maturity for more than 12 months (refer note 12)	-	219.30	-	-
Security deposits	353.89	781.96	73.68	872.77
Other financial assets [#]	208.45	-	46.20	-
Total other financial asset	562.34	1,001.26	119.88	872.77

[#]This amount includes INR 162.92 Lakhs as at 31 March 2023 towards initial public offer related transaction costs, which the Holding Company will recover or adjust this amount from the selling shareholders or reserves and surplus in proportion to the offer for sale or fresh issue of equity shares respectively to be decided in due course. Refer note 39 also.

7 Non-current tax assets (net)	As at 31 March 2023		As at 31 March 2022	
	Current	Non-current	Current	Non-current
Advance income tax ¹		66.31		495.05
Total non-current tax assets (net)		66.31		495.05
⁵ Net of provisions for income tax		7,021.19		11,188.32

7A Current tax assets (net)	As at 31 March 2023		As at 31 March 2022	
	Current	Non-current	Current	Non-current
Advance income tax (including TDS and TCS)		2.06		-
Total current tax assets (net)		2.06		-

8 Other assets	As at 31 March 2023		As at 31 March 2022	
	Current	Non-current	Current	Non-current
Unsecured, considered good unless otherwise stated				
Advances to suppliers	388.47	-	145.64	-
Prepaid expenses	203.90	69.56	178.65	55.21
Capital advances	-	1,325.49	-	365.94
Advance to employees	13.52	-	6.22	-
Balances with government authorities	1,301.20	0.20	145.25	0.20
GST Recoverable on goods in transit	662.23	-	423.96	-
Other assets	7.70	-	10.58	-
Total other assets	2,577.02	1,395.25	910.30	421.35

9 Inventories	As at 31 March 2023		As at 31 March 2022	
	Current	Non-current	Current	Non-current
Valued at lower of cost or net realisable value				
Raw materials*		3,155.88		2,456.58
Work-in-progress		3,721.11		3,481.02
Finished goods**		6,345.71		4,906.17
Packing material		451.61		395.77
Stores and spares including loose tools		1,683.31		1,197.41
Total Inventories		15,357.62		12,436.95

*Includes raw material in transit
**Includes sale of goods in transit



ASK Automotive Limited (Formerly known as ASK Automotive Private Limited)

Notes forming part of consolidated financial statements (continued)

CIN: U34300DL1988PLC030342

(All amounts are in INR Lakhs, except otherwise stated)

11	Cash and cash equivalents	As at 31 March 2023		As at 31 March 2022	
	Balance with Banks				
	- In current accounts*		216.86		123.73
	Cash on hand		5.83		6.45
	Total cash and cash equivalents		222.69		130.18

*Includes balance of INR 70.30 lakhs (31 March 2022: INR 65.64 lakhs) in unspent CSR expenditure account which is not readily available for use (refer note 31.2).

There are no repatriation restrictions with regard to cash and cash equivalents as at the end of each year.

The Holding Company has undrawn borrowing facilities aggregating to INR 6,808.84 lakhs (31 March 2022: INR 11372.66 lakhs) for future operating activities. This includes INR 1,780.03 Lakhs (31 March 2022: INR 1,474.72 Lakhs) towards sales invoice discounting (refer note 20).

12	Bank balances other than cash and cash equivalents	As at 31 March 2023		As at 31 March 2022	
	Balances with banks:*				
	Deposits with original maturity of less than three months		-		10.23
	Deposits with original maturity of more than three months but less than 12 months		6.67		16.25
	Deposits with original maturity of more than 12 months		227.63		-
			234.30		26.48
	Amount disclosed as "Other financial assets" (refer note 6)		(219.30)		-
	Total bank balances other than cash and cash equivalents		15.00		26.48

* Margin Money with banks (for guarantees to customers and government authorities) including accrued interest amounting to INR 234.30 Lakhs (31 March 2022: INR 26.48 Lakhs).

There are no repatriation restrictions with regard to other bank balances as at the end of each year.

13	Equity share capital	As at 31 March 2023		As at 31 March 2022	
		Number	Amount	Number	Amount
(i)	Authorised share capital				
	Equity shares of face value INR 2 each (31 March 2022: INR 2 each)	225,000,000	4,500.00	225,000,000	4,500.00
		225,000,000	4,500.00	225,000,000	4,500.00
(ii)	Issued, subscribed and fully paid-up shares				
	Equity shares of face value INR 2 each (31 March 2022: INR 2 each)	197,142,600	3,942.85	200,892,600	4,017.85
	Total equity share capital	197,142,600	3,942.85	200,892,600	4,017.85

(iii) Reconciliation of the shares outstanding at the beginning and at the end of the year

Equity shares

	As at 31 March 2023		As at 31 March 2022	
	Number	Amount	Number	Amount
Authorised share capital				
At the beginning of the year	225,000,000	4,500.00	225,000,000	4,500.00
As at the end of the year	225,000,000	4,500.00	225,000,000	4,500.00

Issued, subscribed and paid-up share capital

	As at 31 March 2023		As at 31 March 2022	
	Number	Amount	Number	Amount
At the beginning of the year	200,892,600	4,017.85	203,442,600	4,068.85
Buyback of Shares (refer note (vii) below)	(3,750,000)	(75.00)	(2,550,000)	(51.00)
As at the end of the year	197,142,600	3,942.85	200,892,600	4,017.85

(iv) Terms/rights attached to equity shares

The Holding Company has only one class of equity shares having face value of INR 2 per share. All the existing equity shares rank pari passu in all respects including but not limited to entitlement for dividend, bonus issue and right issue. In the event of liquidation, the equity shareholders are eligible to receive the remaining assets of the Holding Company after settling of all liabilities, in proportion to their shareholding.

(v) Details of shareholders holding more than 5% shares in the Holding Company

Equity shares of face value INR 2 each	As at 31 March 2023		As at 31 March 2022	
	Number	% of Holding	Number	% of Holding
Mr. Kuldip Singh Rathec	81,488,400	41.33%	85,238,400	42.43%
Mrs. Vijay Rathee	63,676,200	32.30%	63,676,200	31.70%
Mr. Prashant Rathec	28,187,999	14.30%	28,188,000	14.03%
Mr. Aman Rathee	23,789,998	12.07%	23,790,000	11.84%
	197,142,597	100.00%	200,892,600	100.00%

(vi) Aggregate number of equity shares issued as bonus and shares issued for consideration other than cash for the period of five periods immediately preceding the reporting date.

Equity shares of face value INR 2 each

	For the year ended					
	31 March 2023	31 March 2022	31 March 2021	31 March 2020	31 March 2019	31 March 2018
Equity shares allotted as fully paid bonus shares by capitalization of reserves						
- number of shares	-	-	152,581,950	-	-	42,353,000

(vii) During the year ended 31 March 2023, with the approval of the Board of Directors accorded, the Holding Company offered buyback of 37,50,000 (Thirty seven lakhs fifty thousand only) fully paid-up equity shares of Face Value of INR 2/- (Two only) each at a price of INR 240/- (Two hundred and forty only) per Equity share, on a proportionate basis through the tender offer process. The buyback procedure was completed in September 2022, which resulted in a total cash outflow of INR 9,000.00 Lakhs (excluding tax on buy back). In accordance with the requirement of the Companies Act, 2013, the amount of INR 9,000.00 Lakhs has been adjusted from retained earnings. Consequent to such buyback, the Holding Company extinguished 37,50,000 equity shares, the paid-up equity share capital of the Holding Company was reduced by INR 75 Lakhs and capital redemption reserve of INR 75 Lakhs (representing the nominal value of the shares bought back) has been created out of retained earnings.

During the year ended 31 March 2022, with the approval of the Board of Directors accorded, the Holding Company offered buyback of 25,50,000 (Twenty five lakhs fifty thousand only) fully paid-up equity shares of Face Value of INR 2/- (Two only) each at a price of INR 235/- (Two hundred and thirty five only) per Equity share, on a proportionate basis through the tender offer process. The buyback procedure was completed in September, 2021, which resulted in a total cash outflow of INR 5,992.50 Lakhs (excluding tax on buy back). In accordance with the requirement of the Companies Act, 2013, the amount of INR 5,992.50 Lakhs has been adjusted from retained earnings. Consequent to such buyback, the Holding Company extinguished 25,50,000 equity shares, the paid-up equity share capital of the Holding Company was reduced by INR 51 Lakhs and capital redemption reserve of INR 51 Lakhs (representing the nominal value of the shares bought back) has been created out of retained earnings.



(viii) Equity Shareholding of Promoters

Promoter's name	As at 31 March 2023			As at 31 March 2022		
	Number of Shares	% of total shares	% Change during the year	Number of Shares	% of total shares	% Change during the year
Mr. Kuldip Singh Rathee	81,488,400	41.33%	-4.40%	85,238,400	42.43%	-2.90%
Mrs. Vijay Rathee	63,676,200	32.30%	0.00%	63,676,200	31.70%	0.00%
	145,164,600	73.63%		148,914,600	74.13%	

Promoters for the purpose of this disclosure means promoters as defined under section 2(69) of the Companies Act, 2013.

* As per Annual Return i.e. Form MGT-7 dated 08 December 2022, filed by the Holding Company with the Ministry of Corporate Affairs for the year ended 31 March 2022, there has been a change in the list of promoters. Basis the mentioned Annual Return, Mr. Prashant Rathee and Mr. Aman Rathee are no longer the promoters of the Holding Company for the year ended 31 March 2023 and 31 March 2022.

14 Other equity	As at 31 March 2023	As at 31 March 2022
General reserve		
Balance at the beginning of the year	10.05	10.05
Add/Less: Movement during the year	-	-
	10.05	10.05
Capital redemption reserve		
Balance at the beginning of the year	59.00	8.00
Add: Additions (refer note 13 (vii))	75.00	51.00
	134.00	59.00
Securities premium		
Balance at the beginning of the year	94.05	94.05
Add/Less: Movement during the year	-	-
	94.05	94.05
Retained earnings@		
Balance at the beginning of the year	59,009.88	58,041.60
Add: Profit for the year	12,295.00	8,265.86
Add: Other comprehensive income	(1.30)	93.19
Less: Transferred to Capital Redemption Reserve (refer note 13(vii))	(75.00)	(51.00)
Less: Buyback of Shares (refer note 13(vii))	(8,925.00)	(5,941.50)
Less: Income Tax on buyback of shares	(2,096.63)	(1,396.01)
Less: Expenses for increase in authorised share capital*	(11.03)	(2.26)
	60,195.92	59,009.88
Total other equity	60,434.02	59,172.98

@This includes balance of INR 118.67 Lakhs (31 March 2022: 119.97 lakhs) arising on account of gain/(loss) booked on remeasurement of post employment benefits obligation through other comprehensive income.

*This amount represents expenses for the increase in authorised share capital of the Joint Venture and Subsidiary Company during the year ended 31 March 2023 and 31 March 2022 respectively.

14.1 Nature and purpose of other equity

- **General reserve:** This represents appropriation of profit by the Group and is available for distribution of dividend.
- **Capital redemption reserve:** This represents (i) non-distributable reserve created as per provisions of section 55 of the Companies Act, 2013 on redemption of 0% Non convertible redeemable preference shares redeemed during the year ended 31 March 2018 (ii) Amount transferred to capital redemption reserve as per provisions of section 68 of the Companies Act, 2013 on Buy back of equity shares during the years ended 31 March 2023 and 31 March 2022.
- **Securities premium:** This represents premium received on issue of shares, which can be utilised only in accordance with the provisions of the Companies Act, 2013 for specified purposes.
- **Retained earnings:** This represents the net profits after all distributions and transfers to other reserves.

(This space has been intentionally left blank)



15	Borrowings (non-current)	As at 31 March 2023		As at 31 March 2022	
	Secured borrowings				
	Term loan				
	From banks (note (i) to (v))		18,868.57		9,978.01
	From others (note (vi))		4,313.50		1,999.50
	Total borrowings		23,182.07		11,977.51
	Less: Current maturities of long term borrowings (included in note 20)		2,297.40		1,742.56
	Net borrowings (non-current)		20,884.67		10,234.95

Note :- Borrowings taken from Banks and others have been utilised for the purpose for which they were sanctioned and availed.

Interest rates, repayment and other terms of the borrowings:

Term Loans		As at		As at	
Particulars		31 March 2023		31 March 2022	
(i)	Kotak Mahindra Bank Limited: Term Loan INR 5,000 lakhs, sanctioned and availed by Holding Company, for purchase of Plant and Machinery and Construction of Building at Plot No.13-14, Sector-5, IMT Manesar, Gurgaon-122050 (Haryana) and was secured by exclusive charge on movable fixed assets acquired out of this loan. This Loan was also secured by Exclusive charge over immovable property being land and building situated at Plot No.28, Sector-4, Plot No. 155-156, Sector-5 and Plot No. 13-14, Sector-5, IMT Manesar, Gurgaon (Haryana). The loan was disbursed in January 2019 with a moratorium period of 6 months repayable in 54 monthly installments and has been repaid in December 2022 by way of monthly installments. Rate of interest is 3 months MCLR (31 March 2022: 3 months MCLR).				1,767.99
(ii)	Kotak Mahindra Bank Limited: Working Capital Term Loan INR 2,700 lakhs to Holding Company is sanctioned and availed under Emergency Credit Line Guarantee Scheme of National Credit Guarantee Trustee Company Ltd. (NCGTC) and is secured by way of second hypothecation charge on all existing and future current assets and movable fixed assets excluding assets exclusively financed by Term lenders and second hypothecation charge on immovable property being land and building situated at Plot No. 66 & 67, Udyog Vihar, Phase-I, Gurgaon (Haryana). The said loan is also secured by second hypothecation charge on movable fixed assets acquired for Plant situated at Plot No. 13-14, Sector-5, IMT Manesar and second charge over immovable property (Industrial) being land and building situated at Plot No.28, Sector-4, Plot No. 155-156, Sector-5 and Plot No. 13-14, Sector-5, IMT Manesar, Gurgaon-122050 (Haryana). Out of sanctioned loan amount, Rs. 2,000 lakhs was disbursed in March 2021 and Rs. 698.84 Lakhs disbursed in Dec. 2021 with a tenor of 5 years with a moratorium period of 1 year from the date of first disbursement and will be repaid on monthly basis by March 2026. Rate of interest is Repo Rate + <Spread> As at 31 March 2023 and 31 March 2022.		2,118.02		2,698.84
(iii)	Kotak Mahindra Bank Limited: Working Capital Term Loan INR 1,300 lakhs to Holding Company is sanctioned and availed under Emergency Credit Line Guarantee Scheme of National Credit Guarantee Trustee Company Ltd. (NCGTC) and is secured by way of second exclusive charge on all existing and future current assets and movable fixed assets excluding assets exclusively financed by Term lenders and second exclusive charge on moveable fixed assets of the borrower acquired with the proceeds of working capital term loan (WCTL). This loan is also secured by second charge on immovable property being land and building situated at Plot No. 66 & 67, Udyog Vihar, Phase-I, Gurgaon (Haryana), second exclusive charge on immovable property being land and building situated at Plot No. 13-14, Sector-5, IMT Manesar, second exclusive charge on immovable property being land and building situated at Plot No.28, Sector-4 and second exclusive charge on immovable property being land and building situated at Plot No. 155-156, Sector-5, Gurgaon, Haryana. The loan was disbursed in March 2023 with a tenor of 6 years with a moratorium period of 2 year from the date of first disbursement and will be repaid on monthly basis by March 2029. Rate of interest is 3 Month MCLR.		1,300.00		-
(iv)	Kotak Mahindra Bank Ltd.: Term Loan INR 17,400 lakhs sanctioned and availed by Subsidiary Company for the capital expenditure related to plant at Alwar, Rajasthan and is secured by first and exclusive hypothecation charge on all existing and future current assets and moveable fixed assets of the Company. The said loan is also secured by first and exclusive charge on immoveable properties being land and building situated at Plot No- SP4-315, Industrial Area, Karoli. This loan is also secured by corporate guarantee of Holding Company. The loan is having tenure of maximum 7 years with moratorium of max 6 months from the date of commercial operations (max moratorium allowed is 2 years from the date of first disbursement). Rate of interest is Repo + 1.80 per annum As at 31 March 2023 and 31 March 2022.		12,850.55		5,511.18
(v)	Kotak Mahindra Bank Ltd.: Term loan INR 4,000 lakhs sanctioned and availed by Subsidiary Company for the capex related to plant at Bangalore, Karnataka and is secured by first and exclusive hypothecation charge on moveable fixed assets financed out of this term loan at Bangalore, Karnataka Plant. This loan is also secured by corporate guarantee of Holding Company. The loan is having tenure of maximum 66 months including moratorium of maximum 6 months from the date of first disbursement and will be repaid on quarterly installment basis by September 2028. Rate of interest is 3 Month MCLR.		2,600.00		-
(vi)	Bajaj Finance Limited: Term Loan INR 5,500 lakhs to Holding Company is sanctioned and availed by Bajaj Finance Ltd. for reimbursement of expenditure on plant and machinery, out of which INR 2,000 lakhs was disbursed in March 2022 with a tenor of 5 years including 1 year moratorium, repayment will be in monthly installments starting from May 2023 and ending in April 2027. The loan is secured by exclusive charge over plant and machinery reimbursed out of the said loan. Rate of interest is 7.75% p.a. Further, INR 1,700 lakhs was disbursed in January 2023 with a tenor of 5 years including 1 year moratorium, repayment will be in monthly installments starting from May 2023 and ending in June 2027. The loan is secured by exclusive charge over plant and machinery reimbursed out of the said loan. Rate of interest is 8.75% p.a. Further, INR 614 lakhs was disbursed in March 2023 with a tenor of 5 years including 1 year moratorium, repayment will be in monthly installments starting from May 2023 and ending in June 2027. The loan is secured by exclusive charge over plant and machinery reimbursed out of the said loan. Rate of interest is 8.75% p.a. In addition, financial covenants to be maintained during the tenure of the loan are 1) External Debt/EBIDTA (ED/EBIDTA): not more than 2x and 2) External Debt/ Tangible net worth ((ED/TNW): not more than 1.25x.		4,313.50		1,999.50
	Total Secured borrowings (Non-Current)		23,182.07		11,977.51

16	Lease Liabilities	As at 31 March 2023		As at 31 March 2022	
		Current	Non-current	Current	Non-current
	Lease liability (refer note 44)	721.81	265.18	682.31	873.09
	Total Lease liabilities	721.81	265.18	682.31	873.09

17	Provisions	As at 31 March 2023		As at 31 March 2022	
		Current	Non-current	Current	Non-current
	Provision for employee benefits				
	Provision for gratuity (refer note 17.1)	522.16	2,128.48	382.84	1,983.32
	Provision for compensated absences	199.97	436.78	171.46	420.02
	Total provisions	722.13	2,565.26	554.30	2,403.34



17.1 Defined benefit plan and long term employment benefits

A General description:

Gratuity (Defined benefit plan):

Gratuity liability is defined benefit obligation and is provided for on the basis of an actuarial valuation on projected unit credit method made at the end of each financial year. The gratuity plan is governed by the Payment of Gratuity Act, 1972. Every employee who has completed five years or more of service gets a gratuity on departure at 15 days salary (last drawn salary) for each completed year of service. The scheme is unfunded. Actuarial gains or losses are recognised in other comprehensive income.

Compensated absence (other long term employee benefits):

The employees of the Group are entitled to leave as per the leave policy of the Group. The Group treats accumulated leave expected to be carried forward beyond twelve months, as long term employee benefit for measurement purposes. Such long term compensated absences are provided for based on actuarial valuation using the projected unit credit method at the year end. The expense related to compensated absences are recognised in consolidated statement of profit and loss as employee benefits expense.

B A reconciliation of the Groups's defined benefit obligation (DBO) and plan assets, i.e. the gratuity plan, to the amounts presented in the statement of financial position for each of the reporting periods is presented below:

	As at 31 March 2023	As at 31 March 2022
Assets and liability (Balance Sheet position)		
Present value of obligation	2,650.64	2,366.16
Fair value of plan assets	-	-
Net liability	2,650.64	2,366.16

C Expenses recognised during the year*

	For the year ended 31 March 2023	For the year ended 31 March 2022
In income statement	408.90	410.46
In other comprehensive income	(7.17)	(126.61)
Total expenses recognised during the year	401.73	283.85

* During the year ended 31 March 2023, the expense recognised in the consolidated statement of profit and loss is lower by INR 20.69 Lakhs vis-a-vis the actuarial valuation report on account of transfer of employees within the Group Companies.

D Defined benefit obligation

The details of the Groups's defined benefits obligations are as follows:

Changes in the present value of obligation

	For the year ended 31 March 2023	For the year ended 31 March 2022
Present value of obligation as at the beginning	2,366.16	2,195.26
Current service cost	269.11	270.06
Interest expense	158.42	140.40
Past service cost, including losses/(gains) on curtailments	2.07	-
Re-measurement or actuarial (gain) / loss arising from:		
- change in demographic assumptions	(22.89)	(62.25)
- change in financial assumptions	(98.33)	(59.74)
- experience adjustments	114.05	(4.62)
Benefits paid	(137.95)	(112.95)
Present value of obligation as at year end	2,650.64	2,366.16

E Bifurcation of net liability

	As at 31 March 2023	As at 31 March 2022
Current liability	522.16	382.84
Non-current liability	2,128.48	1,983.32
Net liability	2,650.64	2,366.16

F Expenses recognised in the consolidated statement of profit and loss

	For the year ended 31 March 2023	For the year ended 31 March 2022
Current service cost	269.11	270.06
Net interest cost on the net defined benefit liability	158.42	140.40
Expenses recognised in the consolidated statement of profit and loss	427.53	410.46

G Other comprehensive income

	For the year ended 31 March 2023	For the year ended 31 March 2022
Actuarial (gains) / losses		
- change in demographic assumptions	(22.89)	(62.25)
- change in financial assumptions	(98.33)	(59.74)
- experience variance	114.05	(4.62)
Components of defined benefit costs recognised in other comprehensive income	(7.17)	(126.61)

H Financial assumptions: The principal financial assumptions used in the valuation are shown in the table below:

	As at 31 March 2023	As at 31 March 2022
Discount rate (per annum)	7.30%	6.70%
Salary growth rate (per annum)	9.00%	9.00%



I Demographic assumptions

	As at 31 March 2023	As at 31 March 2022
Mortality rate (% of IALM 2012-14)	100.00%	100.00%
Withdrawal rate (all ages)	16.00%	13.00%

These assumptions were developed by management with the assistance of independent actuary. Discount factors are determined close to each year-end by reference to market yields of high quality corporate bonds that are denominated in the currency in which the benefits will be paid and that have terms to maturity approximating to the terms of the related obligation. Other assumptions are based on current actuarial benchmarks and management's historical experience.

J Sensitivity analysis: Significant actuarial assumptions for the determination of the defined benefit obligation are discount rate, expected salary increase and mortality. The sensitivity analysis below have been determined based on reasonably possible changes of the assumptions occurring at the end of the reporting year, while holding all other assumptions constant. The results of sensitivity analysis is given below:

Defined benefit obligation (Base)	As at 31 March 2023	As at 31 March 2022
	2,650.64	2,366.16

	As at 31 March 2023		As at 31 March 2022	
	Decrease	Increase	Decrease	Increase
Discount rate (- / + 1%)	2,792.26	2,521.93	2,523.17	2,226.03
(% change compared to base due to sensitivity)	5.34%	(4.86%)	6.64%	(5.92%)
Salary growth rate (- / + 1%)	2,535.82	2,770.77	2,241.95	2,498.57
(% change compared to base due to sensitivity)	(4.33%)	4.53%	(5.25%)	5.60%
Attrition rate (- / + 50% of attrition rate)	2729.64	2609.68	2485.09	2306.05
(% change compared to base due to sensitivity)	2.98%	(1.55%)	5.03%	(2.54%)

The change in defined benefit obligation due to 1% increase/decrease in mortality rate, if all other assumptions remain constant is negligible.
The sensitivity analysis presented above may not be representative of the actual change in the defined benefit obligation as it is unlikely that the change in assumptions would occur in isolation of one another as some of the assumptions may be correlated.
There is no change in the method of valuation for the prior year.

K The following is expected maturity profile of defined benefit payments in future years:

	As at 31 March 2023	As at 31 March 2022
Duration of defined benefit payments (valued on undiscounted basis)		
Within the next 12 months (next annual reporting year)		
Between 2 and 5 years	522.16	382.84
Beyond 5 years	1,457.20	1,090.26
Total expected payments	4,130.39	3,918.43

The weighted average duration of the defined benefit plan obligation at the end of the reporting period is 5 years (31 March 2022: 6 years)

18 Other liabilities

	As at 31 March 2023		As at 31 March 2022	
	Current	Non-current	Current	Non-current
Deferred government grant	14.14	-	251.59	-
Advances from customers	1,180.47	-	674.62	-
Statutory dues payable	2,534.83	-	2,699.78	-
Total other liabilities	3,729.44	-	3,625.99	-

(This space has been intentionally left blank)



19	Deferred tax liabilities (net)	As at 31 March 2023	As at 31 March 2022
Amount Attributable to:			
	Property, plant and equipment and intangible assets	3,671.90	3,788.55
	Provision for compensated absences	(160.08)	(148.85)
	Provision for gratuity	(666.44)	(595.51)
	Provision for bonus	(45.36)	(64.88)
	Other temporary differences	(3.91)	(7.89)
	Total deferred tax liabilities (net)	2796.11	2,971.42

19.1 Movement in deferred tax liabilities

Particulars	31 March 2023			31 March 2022		
	Standalone balance sheet	Standalone statement of profit and loss	Other comprehensive income	Standalone balance sheet	Standalone statement of profit and loss	Other comprehensive income
Non-current assets						
Property, plant and equipment and intangible assets	3,671.90	(116.65)	-	3,788.55	(18.39)	-
Provisions						
Provision for compensated absences	(160.08)	(11.23)	-	(148.85)	4.46	-
Provision for gratuity	(666.44)	(72.73)	1.80	(595.51)	(74.88)	31.87
Provision for bonus	(45.36)	19.52	-	(64.88)	(35.52)	-
Other liabilities						
Others	(3.91)	3.98	-	(7.89)	3.34	-
Total	2,796.11	(177.11)	1.80	2,971.42	(120.99)	31.87

Particulars	For the year ended 31 March 2023	For the year ended 31 March 2022
Deferred tax credit to consolidated statement of profit and loss account	(177.11)	(120.99)
Deferred tax credit in other comprehensive income	1.80	31.87
Total	(175.31)	(89.12)

20	Borrowings (Current)	As at 31 March 2023	As at 31 March 2022
Loan repayable on demand			
Secured			
	Working capital loans (note (i) to (iv))	5,398.95	476.60
	Current maturities of long term borrowing (refer note 15)	2,297.40	1,742.56
Unsecured			
	Borrowings on account of sales invoice discounting (refer note 20.1)	3,219.97	3,525.28
	Borrowings (current)	10,916.32	5,744.44

Interest rates and repayment terms of the borrowings:

Working Capital Loan from banks	As at 31 March 2023	As at 31 March 2022
(i) HDFC Bank Limited: Working Capital facility secured by first pari passu charge on current assets and movable fixed assets of the Holding Company both present and future excluding assets exclusively financed by term lenders. The said loan is also secured by first pari passu charge on immovable property being land and building at Plot No. 66-67, Udyog Vihar Phase-I, Gurgaon (Haryana). In addition, financial covenants to be maintained during the tenure of the loan are 1) Total outside liability/ Tangible net worth (TOL/TNW): less than 1.00x and 2) Current Ratio: more than 1.00x .	1,839.19	216.76
(ii) Kotak Mahindra Bank Limited: Working capital facility, availed by Holding Company, is secured by first pari passu hypothecation charge on all existing and future current assets and all existing and future movable fixed assets excluding assets exclusively financed by term lenders. The said loan is also secured by first pari passu mortgage charge on immovable property being land and building situated at Plot No. 66-67, Udyog Vihar Phase-I, Gurgaon (Haryana).	804.29	171.51
(iii) Axis Bank Limited: Working Capital facility, availed by Holding Company, from Axis Bank Limited is secured by way of first pari passu hypothecation charge on entire current assets and movable fixed assets (excluding assets exclusively financed by term lenders) both present and future of the company. The said loan is also secured by first pari passu charge by way of equitable mortgage on immovable property being land and building situated at Plot No. 66-67, Udyog Vihar Phase-I, Gurgaon (Haryana).	2,187.46	86.31
(iv) Citi Bank N.A. : Working capital facility, availed by Holding Company, is secured by First pari passu charge on present and future stocks and book debts and first pari passu charge on all movable fixed assets of the Company except the assets which are exclusively charged to any lender for term loan facility. The said loan is also secured by way of equitable mortgage on land & building located at Plot No. 66-67, Udyog Vihar Phase-I, Gurgaon (Haryana).	568.01	2.02
Total Working capital loans from banks	5,398.95	476.60

20.1 Borrowings on account of sales invoice discounting represents invoices discounted from HDFC Bank Limited. Also, refer note 40 of the consolidated financial statements.



22 Other financial liabilities carried at amortised cost	As at 31 March 2023		As at 31 March 2022	
	Current	Non-current	Current	Non-current
Capital creditors*	2,233.93	-	688.62	-
Interest accrued	130.20	-	47.49	-
Employee related payable	1,375.43	-	1,227.57	-
Security deposit received	118.50	-	117.26	-
Others liabilities	18.39	-	41.67	-
Total other financial liabilities	3,876.45	-	2,122.61	-

* Includes INR NIL (31 March 2022: INR 13.66 Lakhs) payable to related parties.

22.1 Capital creditors	As at 31 March 2023	As at 31 March 2022
Total outstanding dues of micro enterprises and small enterprises (refer note 22.2)	381.53	12.88
Total outstanding dues of creditors other than micro enterprises and small enterprises	1,852.40	55.98
Total Capital creditors	2,233.93	68.86

22.2 Disclosures under Micro, Small and Medium Enterprises Development Act, 2006 for Capital creditors

The micro enterprises and small enterprises have been identified by the Group from the available information. According to such identification, the disclosures in respect to Micro, Small and Medium Enterprises Development (MSMED) Act, 2006 is as follows:

Particulars	As at 31 March 2023	As at 31 March 2022
(i) Details of dues to micro and small enterprises as per MSMED Act, 2006 the principal amount and the interest due thereon remaining unpaid to any supplier as at the end of each accounting year		
- principal amount	381.53	12.88
- interest amount	Nil	Nil
(ii) The amount of interest paid by the buyer under MSMED Act, 2006 along with the amounts of the payment made to the supplier beyond the appointed day during each accounting year;	Nil	Nil
(iii) The amount of interest due and payable for the year (where the principal has been paid but interest under the MSMED Act, 2006 not paid);	Nil	Nil
(iv) The amount of interest accrued and remaining unpaid at the end of each accounting year; and	Nil	Nil
(v) The amount of further interest remaining due and payable even in the succeeding years, until such date when the interest dues as above are actually paid to the small enterprise for the purpose of disallowance as a deductible expenditure under section 23	Nil	Nil

23 Current tax liabilities (net)	As at 31 March 2023	As at 31 March 2022
Opening provision for income tax	268.87	106.24
Provision created during the year	4,853.66	3,187.14
Tax paid during the year	(4,841.25)	(3,024.51)
Total current tax liabilities (net)	281.28	268.87

(This space has been intentionally left blank)



ASK Automotive Limited (Formerly known as ASK Automotive Private Limited)
Notes forming part of consolidated financial statements (continued)
CIN: U34300DL1988PLC030342
(All amounts are in INR Lakhs, except otherwise stated)

10	Trade receivables	As at 31 March 2023	As at 31 March 2022
	Unsecured		
	Receivable from related parties (refer note 39)	-	54.81
	Receivable from others	21,044.43	20,061.24
	Trade receivables considered good - Unsecured	16.03	33.39
	Trade receivables - credit impaired	21,060.46	20,149.44
	Total	(16.03)	(33.39)
	Less: Loss allowance	21,044.43	20,116.05
	Total trade receivables		

10.1 Trade Receivables ageing schedule
As at 31 March 2023

Particulars	Unbilled	Not Due	Outstanding for following periods from due date of payment#				Total
			6 months -1 year	1-2 years	2-3 years	More than 3 years	
(i) Undisputed Trade receivables – considered good	1,402.93	16,560.21	3,074.88	6.41	-	-	21,044.43
(ii) Undisputed Trade receivables – credit impaired	-	-	0.21	3.09	-	-	16.03
Total	1,402.93	16,560.21	3,075.09	12.73	-	-	21,060.46
Less: Loss allowance	-	-	(0.21)	(12.73)	-	-	(16.03)
Total trade receivables	1,402.93	16,560.21	3,074.88	6.41	-	-	21,044.43

10.2 Trade Receivables ageing schedule
As at 31 March 2022

Particulars	Unbilled	Not Due	Outstanding for following periods from due date of payment#				Total
			6 months -1 year	1-2 years	2-3 years	More than 3 years	
(i) Undisputed Trade receivables – considered good	2,494.08	16,017.64	1,599.45	4.87	0.01	-	20,116.05
(ii) Undisputed Trade receivables – credit impaired	-	-	-	3.91	-	29.48	33.39
Total	2,494.08	16,017.64	1,599.45	8.78	0.01	29.48	20,149.44
Less: Loss allowance	-	-	-	(3.91)	-	(29.48)	(33.39)
Total trade receivables	2,494.08	16,017.64	1,599.45	4.87	0.01	-	20,116.05

#All the Trade receivables of the Group have a due date of payment associated with them. Trade receivables are non-interest bearing and are generally on terms of 30 to 60 days. Refer note 38(B)(d) for details of Group's credit risk policy and exposure. Refer note 39 for Trade receivables outstanding from related party.

10.3 Trade receivable includes receivable amounting to INR 3,219.97 lakhs (31 March 2022: INR 3,525.28 lakhs) from a customer, which are discounted under an arrangement with HDFC Bank Ltd and the customer, where the obligation to pay may arise due to unforeseen event of default by the Holding Company's customer. The Holding Company, therefore, recognizes the trade receivables and corresponding borrowing in financial statements till the payment is made by the customer to bank on due date in accordance with the requirements of Ind AS 109, Financial Instruments. Also, refer note 40 of the consolidated financial statements for reclassification of prior period balances to confirm to such classification.



ASK Automotive Limited (Formerly known as ASK Automotive Private Limited)
Notes forming part of consolidated financial statements (continued)
CIN: U34300DL1988PLC030342
(All amounts are in INR Lakhs, except otherwise stated)

21	Trade payables	As at 31 March 2023	As at 31 March 2022
	Total outstanding dues of micro enterprises and small enterprises (refer note 21.1)	4,319.55	3,174.96
	Total outstanding dues of creditors other than micro enterprises and small enterprises	12,665.64	14,695.46
	Total outstanding dues to related parties (refer note 39)	-	13.80
	Total trade payables	16,985.19	17,884.22

21.1 Disclosures under Micro, Small and Medium Enterprises Development Act, 2006

The micro enterprises and small enterprises (MSME) have been identified by the Group from the available information. According to such identification, the disclosures in respect to Micro, Small and Medium Enterprises Development (MSMED) Act, 2006 is as follows:

Particulars	As at 31 March 2023	As at 31 March 2022
(i) Details of dues to micro and small enterprises as per MSMED Act, 2006 the principal amount and the interest due thereon remaining unpaid to any supplier as at the end of each accounting year		
- principal amount	4,319.55	3,174.96
- interest amount	Nil	Nil
(ii) The amount of interest paid by the buyer under MSMED Act, 2006 along with the amounts of the payment made to the supplier beyond the appointed day during each accounting year;	Nil	Nil
(iii) The amount of interest due and payable for the period (where the principal has been paid but interest under the MSMED Act, 2006 not paid);	Nil	Nil
(iv) The amount of interest accrued and remaining unpaid at the end of each accounting year; and	Nil	Nil
(v) The amount of further interest remaining due and payable even in the succeeding years, until such date when the interest dues as above are actually paid to the small enterprise for the purpose of disallowance as a deductible expenditure under section 23	Nil	Nil

21.2 Trade payables- Ageing Schedule**

As at 31 March 2023	Outstanding for following periods from due date of payment#				Total		
Particulars	Unbilled	Not Due	Less than 1 year	1-2 years	2-3 years	More than 3 years	Total
(i) MSME	-	4,274.51	45.04	-	-	-	4,319.55
(ii) Others	2,992.59	8,575.18	1,076.23	21.16	0.48	-	12,665.64
Total	2,992.59	12,849.69	1,121.27	21.16	0.48	-	16,985.19

21.3 Trade payables- Ageing Schedule**

As at 31 March 2022	Outstanding for following periods from due date of payment#				Total		
Particulars	Unbilled	Not Due	Less than 1 year	1-2 years	2-3 years	More than 3 years	Total
(i) MSME	-	3,174.96	-	-	-	-	3,174.96
(ii) Others	4,448.73	9,342.46	912.01	0.51	5.55	-	14,709.26
Total	4,448.73	12,517.42	912.01	0.51	5.55	-	17,884.22

All the Trade payables of the Group have a due date of payment associated with them.

**The Company does not have any disputed outstanding balances.



24 Revenue from operations	For the year ended 31 March 2023	For the year ended 31 March 2022
Revenue from operations		
Sale of products	251,892.35	199,333.94
Sale of services	832.69	295.29
Other operating revenue		
Duty drawback and export benefits	203.71	248.43
Scrap sales	2,587.91	1,430.69
Total revenue from operations	255,516.66	201,308.35

The revenue from customers (having more than 10% of total revenue) during the year is INR 1,54,465 lakhs (31 March,2022: INR 1,19,294.75 lakhs) arising from sale of products and services.

Revenue is mainly derived from three customers which account for 34.52% (31 March 2022: 34.22%), 15.57% (31 March 2022: 13.45%) and 10.74% (31 March 2022: 11.71%) of the Holding Company respectively arising from sale of products and services.

Refer note 46 for detailed disclosure.

25 Other income	For the year ended 31 March 2023	For the year ended 31 March 2022
Interest income on financial assets carried at amortised cost		
Bank deposits	64.71	1.82
Unsecured loans	95.99	95.99
Others	23.53	46.22
Interest income on security deposit measured at fair value	19.80	18.34
Foreign exchange gain (net)	261.58	195.21
Profit on sale of property, plant and equipment (net)	36.26	2.61
Profit on sale of assets held for sale	6.00	-
Government grant	284.26	247.45
Rental income	0.56	-
Excess liability / provision written back	138.43	393.11
Miscellaneous income	180.04	116.91
Total other income	1,111.16	1,117.66

26 Cost of material consumed	For the year ended 31 March 2023	For the year ended 31 March 2022
Raw material consumed*		
At the beginning of year	2,852.35	2,818.90
Add: Purchases during the year	180,613.04	140,414.20
Less: At the end of the year	3,607.49	2,852.35
Total cost of material consumed	179,857.90	140,380.75

*Includes packing material also.

27 Changes in inventories of finished goods and work-in-progress	For the year ended 31 March 2023	For the year ended 31 March 2022
Opening balance		
Finished goods	4,906.17	4,464.36
Work-in-progress	3,481.02	2,887.41
Total opening balance	8,387.19	7,351.77
Closing Balance		
Finished goods	6,345.71	4,906.17
Work-in-progress	3,721.11	3,481.02
Total closing balance	10,066.82	8,387.19
Total changes in inventories of finished goods and work-in-progress	(1,679.63)	(1,035.42)

28 Employee benefits expense	For the year ended 31 March 2023	For the year ended 31 March 2022
Salaries, wages and bonus	11,894.25	10,476.47
Contribution to provident fund and other funds (refer note 28.1)	608.24	559.84
Gratuity (refer note 17.1)	408.90	410.46
Compensated absences	88.73	12.83
Staff welfare expenses	936.55	810.61
Total employee benefits expense	13,936.67	12,270.21

28.1 Defined contribution plan

The Group has certain defined contribution plans. The contributions are made to provident fund in India for employees at the prescribed rates of the basic salary as per the Employees' Provident Funds and Miscellaneous Provisions Act, 1952. The contributions are made to recognised provident fund administered by the government. The obligation of the Group is limited to the amount contributed and it has no further contractual nor any constructive obligation.

The expense recognised during the year towards the defined contribution plan is INR 569.19 lakhs (31 March 2022: INR 519.60 lakhs).



ASK Automotive Limited (Formerly known as ASK Automotive Private Limited)

Notes forming part of consolidated financial statements (continued)

CIN: U34300DL1988PLC030342

(All amounts are in INR Lakhs, except otherwise stated)

29 Finance costs	For the year ended 31 March 2023	For the year ended 31 March 2022
Interest		
Interest expenses on financial liabilities measured at amortised cost	1,017.55	644.76
Interest on delayed payment of statutory dues	3.72	19.90
Interest on lease liability	86.64	129.55
Others		
Other borrowing@ cost	11.09	14.03
Total finance costs	1,119.00	808.24

30 Depreciation and amortisation expense	For the year ended 31 March 2023	For the year ended 31 March 2022
Depreciation of property, plant and equipment (refer note 3)	5,273.29	4,762.20
Amortisation of other intangible assets (refer note 4C)	114.35	148.30
Amortisation of right of use assets (refer note 4A)	682.75	680.49
Total depreciation and amortisation expense	6,070.39	5,590.99

31 Other expenses	For the year ended 31 March 2023	For the year ended 31 March 2022
Power and fuel	9,282.04	7,441.00
Consumption of stores and spares	5,456.72	4,640.97
Job work charges	4,561.23	3,681.49
Contractual labour charges	12,796.23	11,042.26
Freight and forwarding	3,132.91	2,502.11
Rent expenses	264.10	221.55
Rates and taxes	99.85	44.80
Repair and maintenance		
- Plant and machinery	427.95	298.86
- Building	246.08	173.04
- Others	282.86	248.65
Sales and promotion expenses	357.67	102.76
Travelling and conveyance	499.92	290.56
Telephone and communication expenses	54.76	48.01
Insurance	252.73	223.43
Security expenses	376.73	371.63
Legal and professional expenses	971.17	579.12
Payment to auditor (refer note 31.1)	56.24	40.95
Testing expenses	89.39	78.28
Royalty	229.43	145.06
Provision for doubtful debts	12.12	0.01
Running and maintenance of vehicle	131.88	112.42
Amount written off	20.74	-
Property, plant and equipment discarded	41.13	0.11
Corporate social responsibility expenditure (refer note 31.2)	275.05	313.06
Miscellaneous expenses	311.65	222.48
Total other expenses	40,230.58	32,822.61

31.1 Payment to auditor (excluding Goods and Services tax wherever applicable)

	For the year ended 31 March 2023	For the year ended 31 March 2022
As auditor		
- Audit fee	49.50	38.00
- Other Services	3.40	1.90
- Out of pocket expenses	3.34	1.05
	56.24	40.95

(This space has been intentionally left blank)



31.2 Corporate social responsibility expenditure

In accordance with the provisions of section 135 of the Companies Act 2013, the Board of Directors of the Holding Company had constituted a Corporate Social Responsibility (CSR) Committee. The CSR Committee has been examining and evaluating suitable proposals for deployment of funds towards CSR initiatives. During the current year ended 31 March 2023, Holding Company has contributed following sums towards CSR initiatives.

Details of CSR expenditure incurred during the period is outlined below:

	For the year ended 31 March 2023	For the year ended 31 March 2022
Amount required to be spent as per section 135 of the Act	275.05	313.06
Amount spent during the period on:		
(i) Construction/acquisition of an asset	-	-
(ii) On purposes other than (i) above	215.44	300.63
Shortfall@	59.61	12.43

@The shortfall amount of INR 59.61 lakhs (31 March 2022: INR 12.43 lakhs) forms part of the ongoing projects.

Details of expenditure incurred	For the year ended 31 March 2023	For the year ended 31 March 2022
Contribution to a Trust ("AHSAAAS") promoted by the Holding Company for its CSR activities towards promoting healthcare including preventive healthcare, promoting education, empowering women and other activities as defined under section 135 of the Companies Act, 2013	63.17	244.84
Expenditure directly incurred by the Holding Company	152.27	55.79
Total expense incurred by the Holding Company	215.44	300.63

(a) Details of Unspent CSR Expenditure on Ongoing Projects (Section 135(6))	For the year ended 31 March 2023	For the year ended 31 March 2022
With Holding Company		
Opening Balance	12.50	209.85
Unspent amount for the year*	60.00	12.50
Transferred to Separate CSR Unspent A/c	12.50	209.85
Closing Balance	60.00	12.50
In Separate CSR Unspent A/c		
Opening Balance	65.64	-
Transferred from Holding Company	12.50	209.85
Amount spent during the year#	7.84	144.21
Closing Balance	70.30	65.64

This is the amount transferred by the Holding Company to the AHSAAAS, actual amount spent by the AHSAAAS during the year is INR 6.76 lakhs.

* The Board of the Holding Company during the year under review has approved allocation of INR 60 lakhs (31 March 2022: INR 12.50 lakhs) for ongoing projects.

As per Section 135(6) of the Companies Act 2013, the Holding Company is required to transfer the unspent amount pertaining to ongoing project to a special account called "Unspent Corporate Social Responsibility Account" within 30 days from end of respective financial year. In this regard the Holding Company has transferred INR 60 Lakhs (31 March 2022: INR 12.50 Lakhs) to the special account on 29 April 2023. Out of the amounts deposited in the bank account for prior period, Holding Company has transferred to AHSAAAS INR 7.84 Lakhs (31 March 2022: INR 144.21 lakhs).

(This space has been intentionally left blank)



32 Income tax expense	For the year ended 31 March 2023	For the year ended 31 March 2022
(i) Profit and Loss / Other Comprehensive Income (OCI)		
Profit and Loss		
Income tax expense		
Current year	4,851.05	3,168.18
Prior Years	6.63	(13.97)
Deferred tax (Credit) during the year (refer note 19.1)	(177.11)	(120.99)
Total	4,680.57	3,033.22
Other Comprehensive Income (OCI)		
Deferred tax during the year (refer note 19.1)	1.80	31.87
Total income tax expense	4,682.37	3,065.09

- (ii) Reconciliation of effective tax rate:
Reconciliation of tax expense and the accounting profit multiplied by India's domestic tax rate:

Particulars	For the year ended 31 March 2023	For the year ended 31 March 2022
Profit before income tax expense	16,975.57	11,299.08
Other Comprehensive income before tax	0.50	125.06
Tax using the Company's domestic tax rate 25.168%	4,272.54	2,875.23
Tax effect of amounts which are not deductible (taxable) in calculating taxable income:		
Corporate social responsibility expenditure	69.22	78.79
Impact of Share of net losses of joint venture	149.97	133.15
Impact of Share of net losses of subsidiary company	96.04	7.05
Tax Provision for earlier year	6.63	(13.97)
Government grant income	(71.54)	(62.28)
Others	159.51	47.12
Income tax expense	4,682.37	3,065.09

33 Earnings per share

Earnings per share is calculated by dividing the profit attributable to the equity shareholders by the weighted average number of equity shares outstanding. The reconciliation of the weighted average number of shares for the purposes of diluted earnings per share to the weighted average number of ordinary equity shares used in the calculation of basic earnings per share is as follows:

Number of Shares	For the year ended 31 March 2023	For the year ended 31 March 2022
Opening	200,892,600	203,442,600
Buyback of Shares (Refer note 13 (vii))	(3,750,000)	(2,550,000)
Closing	197,142,600	200,892,600
Weighted average number of shares		
	For the year ended 31 March 2023	For the year ended 31 March 2022
Opening	200,892,600	203,442,600
Adjusted buyback of shares	(1,900,685)	(1,487,500)
Closing	198,991,915	201,955,100

The numerators and denominators used to calculate the basic and diluted EPS are as follows:

	For the year ended 31 March 2023	For the year ended 31 March 2022
Profit attributable to equity holders of the Holding Company (A)	12,295.00	8,265.86
Numbers of equity shares (in Lakhs) (B)	1,971	2,009
Weighted average number of equity shares (in Lakhs) (C)	1,990	2,020
Nominal value per equity share (refer note 13(iv))	2.00	2.00
Earnings per equity share (INR)		
Basic and Diluted (D)	(D=A/C)	6.18
		4.09

(This space has been intentionally left blank)



34 Segment Reporting

The business activity of the Group falls within one operating segment viz. manufacturing of auto components including advanced braking systems, aluminium lightweighting precision solutions and safety control cables (earlier considered as friction material components; pressure die casted, machined and painted components; and safety control cables) primarily for automobile industry and substantial sale of the products is within India. The Board of Directors, which has been identified as being the Chief Operating Decision Maker (CODM), evaluates the Group's performance, allocate resources based on the analysis of the various performance indicator of the Group as a single unit. Therefore there is one reportable segment for the Group.

For information about revenue by geography and revenue from major customers, refer note 46A and 24 respectively.

35 Information about interest in Joint Venture

Interest in Joint venture

No.	Name	Principal place of business	Ownership interest as at 31 March 2023	Ownership interest as at 31 March 2022
1	ASK Fras-Le Friction Private Limited	India	49%	49%

The Holding Company's interest in joint venture in the jointly controlled operations as at 31 March 2023 are as follows:

No.	Name of joint venture partner	Description of interest	Nature of operation
1	Fras-Le S.A., Brazil	Jointly controlled operation	A joint venture agreement effective from 5 December 2017. The principal activity of the venture is the production and marketing of commercial vehicle brake pads and brake linings (also refer note 35.1 below)

- 35.1 As per joint venture agreement, the scope and value of work of each partner has been clearly defined and accepted by the partners. The Holding Company's share in the joint venture company is duly accounted for in the accounts of the Holding Company in accordance with such division of work and therefore does not require separate disclosure.

No.	Name	Principal place of business	% of Ownership	Carrying Amount*	
				As at 31 March 2023	As at 31 March 2022
1	ASK Fras-Le Friction Private Limited	India	49%	404.06	-

* Quoted price of the investment has not been disclosed as the same is not available, due to the reason that the joint venture is not a listed company.

35.2 Summarised financial information of joint venture

Summarised financial position

	As at 31 March 2023	As at 31 March 2022
Cash and cash equivalents	416.78	27.80
Other Assets	3,908.18	5,101.19
Total current assets	4,324.96	5,128.99
Total non-current assets	7,604.91	8,370.36
Financial Liabilities (excluding trade payable)	4,484.82	5,152.36
Other Liabilities	2,786.81	2,802.33
Total current liabilities	7,271.73	7,954.69
Total non-current liabilities	3,003.12	5,101.97
Net assets	1,655.02	442.69

Summarised financial performance

	For the period ended 31 March 2023	For the year ended 31 March 2022
Loss from operating operations	(1,201.56)	(1,076.53)
Other comprehensive income	(13.61)	(3.17)
Total comprehensive income	(1,215.17)	(1,079.70)

Reconciliation to carrying amount of ASK Fras Le Friction Private Limited

	As at 31 March 2023	As at 31 March 2022
Opening Net Assets	442.69	1,522.39
Shares issued during the year	2,450.00	-
(Loss) for the year	(1,201.56)	(1,076.53)
Expenses for increase in Authorised share capital	(22.50)	-
Other comprehensive income	(13.61)	(3.17)
Total Net assets	1,655.02	442.69
Less: Addition in Capital reserve not considered for Group share %	(59.27)	(59.27)
Closing Net Assets	1,595.75	383.42
Group Share %	49%	49%
Gross value of Investment	781.92	187.88
Less : Elimination of Gain on transfer of assets to joint venture on consolidation (cumulative)	377.86	377.41
Add : Addition of Capital during the year	-	-
Net Carrying Value of Investment*	404.06	-

*As at 31 March 2022, the share of losses in Joint Venture exceeded its Investment value by INR 189.53 Lakhs, which is adjusted with Loan amount given to the Joint Venture as per the provisions of IND AS 111 "Joint Arrangements". Accordingly, Net Carrying Value of Investment has been restricted to NIL for the year ended 31 March 2022. (Refer note 5 and 5A).



ASK Automotive Limited (Formerly known as ASK Automotive Private Limited)

Notes forming part of consolidated financial statements (continued)

CIN: U34300DL1988PLC030342

(All amounts are in INR Lakhs, except otherwise stated)

- 35.3 In respect of Joint Venture - During the years ended 31 March 2023 and 31 March 2022, the Joint Venture Company has incurred losses of INR 1,201.56 lakhs and INR 1,076.53 lakhs respectively. The losses are expected to continue in the near future. Due to continued losses, the net worth of the Joint Venture Company has been substantially eroded. Further, the Joint Venture Company's current liabilities exceeded its current assets by INR 2,946.77 lakhs as at 31 March 2023 (31 March 2022: INR 2,825.70 lakhs) and key ratios are adverse. The Joint Venture Company is significantly dependent on funding to carry out its operations. These facts indicate the existence of a material uncertainty that may cast significant doubt on the Joint Venture Company's ability to continue as a going concern. However, the Joint Venture Company has obtained a letter of continued financial support from the joint venture partners for the year ended 31 March 2023 and 31 March 2022 for its future operations and continues to benefit from the established market position of its JV partners. Further, during the year, the JV partners have infused further equity of INR 2,450.00 lakhs. Accordingly, the financial statements of Joint Venture Company have been prepared on a going concern basis.
- 35.4 In respect of wholly owned subsidiary - As on 31 March 2023, the net worth of the Subsidiary Company is INR (394.19) lakhs. This is due to the fact that the Subsidiary Company has been recently incorporated and is in its initial phase. The Subsidiary Company is in the process of setting up its manufacturing facilities and accordingly has not fully commenced production during the year. The Subsidiary Company has obtained a letter of continued financial support from its holding company to meet its short term funding requirements. Further, the Subsidiary Company will benefit significantly for its future operations from the established market position of its holding company once it comes into full production. Accordingly, the financial statements of Subsidiary Company have been prepared on a going concern basis.

36 Capital and other commitments*

Estimated amount of contracts remaining to be executed on capital account and not provided for (net of advances) is outlined in the table below:

	As at 31 March 2023	As at 31 March 2022
Property, plant and equipment- Capital commitment (gross)	4,755.47	1,207.17
Less: Advances paid	(1,087.87)	(343.80)
Property, plant and equipment- Capital commitment (net)	3,667.60	863.37

*The above amount excludes Goods and Services Tax.

37 Contingent liabilities**(i) Corporate guarantees given to banks on account of facilities granted by banks to joint venture and subsidiary company.**

The following is a description of claims and assertions where a potential loss is possible, but not probable. The Holding Company believes that none of the contingencies described below would have a material adverse effect on the Group's financial condition, results of operations or cash flows:

Description	Purpose of guarantee	As at 31 March 2023	As at 31 March 2022
ASK Fras-le Friction Private Limited*	Term Loan and Working capital requirement	8,350.00	8,350.00
ASK Automobiles Private Limited	Term Loan and Working capital requirement	25,400.00	21,400.00
Total		33,750.00	29,750.00

*As co guarantor with Fras-Le S.A., Brazil as per their shareholding in Joint venture company.

(ii) Others

Surety bonds executed by the Group in favor of the President of India, under Export Promotion Capital Goods Scheme (EPCG) for importing capital goods at concessional rate of custom duty. Amount of duties and taxes saved of INR 435.80 lakhs (31 March 2022: INR 845.82 lakhs), against which there is an unfulfilled export obligation. Management of the Group is confident of meeting its export obligation within stipulated time.

(This space has been intentionally left blank)



38 Financial instruments - Fair values measurement and risk management

A Fair values measurement

(i) Financial instruments - by category

The accounting classification of each category of financial instruments, their carrying values and their fair values are set out below:

Particulars	As at 31 March 2023				As at 31 March 2022			
	Total Carrying value			Total Fair Value	Total Carrying value			Total Fair Value
	Fair Value through Profit or loss	Fair Value through Other Comprehensive income	Amortised Cost		Fair Value through Profit or loss	Fair Value through Other Comprehensive income	Amortised Cost	
Financial assets								
Loans	-	-	1,066.50	1,066.50	-	-	876.97	876.97
Trade receivables	-	-	21,044.43	21,044.43	-	-	20,116.05	20,116.05
Cash and cash equivalents	-	-	222.69	222.69	-	-	130.18	130.18
Other bank balances	-	-	15.00	15.00	-	-	26.48	26.48
Other deposits	-	-	219.30	219.30	-	-	-	-
Security deposits	-	-	1,135.85	1,135.85	-	-	946.45	946.45
Other financial assets	-	-	208.45	208.45	-	-	46.20	46.20
Total financial assets	-	-	23,912.22	23,912.22	-	-	22,142.33	22,142.33
Financial liabilities								
Borrowings	-	-	31,800.99	31,800.99	-	-	15,979.39	15,979.39
Lease liability	-	-	986.99	986.99	-	-	1,555.40	1,555.40
Trade payables	-	-	16,985.19	16,985.19	-	-	17,884.22	17,884.22
Capital creditors	-	-	2,233.93	2,233.93	-	-	688.62	688.62
Interest accrued	-	-	130.20	130.20	-	-	47.49	47.49
Employee related payable	-	-	1,375.43	1,375.43	-	-	1,227.57	1,227.57
Security deposit received	-	-	118.50	118.50	-	-	117.26	117.26
Others liabilities	-	-	18.39	18.39	-	-	41.67	41.67
Total financial liabilities	-	-	53,649.62	53,649.62	-	-	37,541.62	37,541.62

Investment in joint venture is measured at cost as per Ind AS 27, 'Separate financial statements' and hence, not presented here.

B Financial risk management

The Group has exposure to the following risks arising from financial instruments:

- Credit risk;
- Liquidity risk;
- Market risk - Foreign exchange;
- Market risk - Interest rate; and
- Commodity price risk

(1) Risk management framework

The Holding Company's board of directors has overall responsibility for the establishment and oversight of the Groups's risk management framework. The board of directors have authorised senior management to establish the processes, who ensures that executive management controls risks through the mechanism of properly defined framework.

The Group's risk management policies are established to identify and analyse the risks faced by the Group, to set appropriate risks limits and controls, to monitor risks and adherence to limits. Risk management policies are reviewed regularly to reflect changes in market conditions and the Group's activities. The Group, through its training and management standards and procedures, aims to maintain a disciplined and constructive control environment in which all employees understand their roles and obligations.

(a) Credit risk

The maximum exposure to credit risks is represented by the total carrying amount of these financial assets in the consolidated balance sheet are as follows:

	As at 31 March 2023	As at 31 March 2022
Financial assets		
Loans	1,066.50	876.97
Trade receivables	21,044.43	20,116.05
Cash and cash equivalents	222.69	130.18
Other bank balances	15.00	26.48
Other deposits	219.30	-
Security deposits	1,135.85	946.45
Other financial assets	208.45	46.20
Total financial assets	23,912.22	22,142.33

Credit risk is the risk of financial loss to the Group if a customer or counterparty to a financial instrument fails to meet its contractual obligations, and arises principally from the Groups's receivables from customers, loans.

Credit risk on cash and cash equivalents is limited as the Group generally invests in deposits with banks with high credit ratings assigned by domestic credit rating agencies. While cash and cash equivalents are also subject to the impairment requirements of Ind AS 109, the identified impairment loss was immaterial.

The maximum exposure to the credit risk at the reporting date is primarily from trade receivables. Trade receivables are unsecured and are derived from revenue earned from customers primarily located in India. The Group does monitor the economic environment in which it operates.

The Group considers the probability of default upon initial recognition of loan and whether there has been a significant increase in credit risk on an ongoing basis throughout each reporting period. To assess whether there is a significant increase in credit risk, the group compares the risk of a default occurring on the loan as at the reporting date with the risk of default as at the date of initial recognition. It considers available reasonable and supportive forwarding-looking information. Especially the following indicators are incorporated:

- actual or expected significant adverse changes in business, financial or economic conditions that are expected to cause a significant change to the borrower's ability to meet its obligations
- actual or expected significant changes in the operating results of the borrower

Credit risk has always been managed by the Group through credit approvals, establishing credit limits and continuously monitoring the creditworthiness of customers to which the Group grants credit terms in the normal course of business. On account of adoption of Ind AS 109, the Group uses expected credit loss (ECL) model to assess the impairment loss or gain. The Group uses a provision matrix to compute the expected credit loss allowance for trade receivables. The provision matrix takes into account available external and internal credit risk factors such as Groups's historical experience for customers.



(i) Expected credit loss for investment carried at amortised cost and other financial assets

As at 31 March 2023

Asset group	Estimated gross carrying amount of default	Expected probability of default	Expected credit loss	Carrying amount net of impairment provision
Loan	1,066.50	0%	-	1,066.50
Cash and cash equivalents	222.69	0%	-	222.69
Other bank balances	15.00	0%	-	15.00
Other deposits	219.30	0%	-	219.30
Security deposits	1,135.85	0%	-	1,135.85
Other financial assets	208.45	0%	-	208.45

As at 31 March 2022

Asset group	Estimated gross carrying amount of default	Expected probability of default	Expected credit loss	Carrying amount net of impairment provision
Loan	876.97	0%	-	876.97
Cash and cash equivalents	130.18	0%	-	130.18
Other bank balances	26.48	0%	-	26.48
Security deposits	946.45	0%	-	946.45
Other financial assets	46.20	0%	-	46.20

The credit risk for investment carried at amortised cost and other financial assets is considered negligible. However, specific provision is made in case a particular receivable is considered to be non-recoverable.

(ii) Expected credit loss for trade receivables under simplified approach

The Holding Company's exposure to credit risk for trade receivables is as follows:

Particulars	Gross carrying amount	
	As at 31 March 2023	As at 31 March 2022
Trade receivables considered good - Unsecured	21,044.43	20,116.05
Trade receivables - credit impaired	16.03	33.39
Total	21,060.46	20,149.44
Less : Loss allowance	(16.03)	(33.39)
Carrying amount of trade receivables (net of loss allowance)	21,044.43	20,116.05

The following table summarises the change in the loss allowance:

Loss allowance as on 1 April 2021	46.67
Add/(Less): Loss allowance (net)	(13.28)
Loss allowance as on 31 March 2022	33.39
Add/(Less): Loss allowance (net)	(17.36)
Loss allowance as on 31 March 2023	16.03

(b) Liquidity risk

Prudent liquidity risk management implies maintaining sufficient cash and marketable securities and the availability of funding through an adequate amount of committed credit facilities to meet obligations when due. Due to the nature of the business, the Group maintains flexibility in funding by maintaining availability under committed facilities. Management monitors rolling forecasts of the Group's liquidity position and cash and cash equivalents on the basis of expected cash flows. The Group takes into account the liquidity of the market in which the entity operates. In addition, the Groups' liquidity management policy involves projecting cash flows in major currencies and considering the level of liquid assets necessary to meet these, monitoring balance sheet liquidity ratios against internal and external regulatory requirements and maintaining debt financing plans.

(i) Maturities of financial liabilities

The tables below analyses the Group's financial liabilities into relevant maturity groupings based on their contractual maturities for all non-derivative financial liabilities. The amounts disclosed in the table are the contractual undiscounted cash flows. Balances due within 12 months equal their carrying balances as the impact of discounting is not significant.

As at 31 March 2023	Contractual cash flows					
	6 months or less	6-12 months	1-2 years	2-5 years	More than 5 years	Total
Financial liabilities - borrowings*	10,238.40	2,555.66	6,151.88	15,480.01	3,193.76	37,619.71
Lease liabilities	382.25	384.15	141.41	152.13	-	1,059.94
Trade payables	16,985.19	-	-	-	-	16,985.19
Other financial liabilities	3,876.45	-	-	-	-	3,876.45
Total	31,482.29	2,939.81	6,293.29	15,632.14	3,193.76	59,541.29

As at 31 March 2022	Contractual cash flows					
	6 months or less	6-12 months	1-2 years	2-5 years	More than 5 years	Total
Financial liabilities - borrowings*	5,220.94	1,201.97	2,497.92	6,128.64	3,170.73	18,220.20
Lease liabilities	369.53	365.17	736.27	112.32	-	1,583.29
Trade payables	17,884.22	-	-	-	-	17,884.22
Other financial liabilities	2,122.61	-	-	-	-	2,122.61
Total	25,597.30	1,567.14	3,234.19	6,240.96	3,170.73	39,810.32

*Amortised amount of upfront fees/charges paid at the time of sanction/disbursement of loan in the above outstanding is INR 0.5 lakhs (31 March 2022: INR 1.56 lakhs). This amount further includes future undiscounted cash flows for interest on term loans INR 5818.22 lakhs (31 March 2022: INR 2239.24 lakhs).



(c) **Market risk**

Market risk is the risk that the future cash flows of a financial instrument will fluctuate because of changes in market prices. Market risk comprises two types of risk: currency risk and interest rate risk. The objective of market risk management is to manage and control market risk exposures within acceptable parameters, while optimising the return.

(i) **Currency risk**

Currency risk is the risk that the future cash flows of a financial instrument will fluctuate because of changes in foreign exchange rates. The Holding Company is exposed to the effects of fluctuation in the prevailing foreign currency exchange rates on its financial position and cash flows. Exposure arises primarily due to exchange rate fluctuations between the functional currency and other currencies from the Holding Company's operating, investing and financing activities.

Exposure to currency risk

The summary of quantitative data about the Holding Company's unhedged exposure to currency risk, as expressed in INR :

Particulars	As at 31 March 2023			As at 31 March 2023			As at 31 March 2023		
	Amount in foreign currency			Exchange rate			Amount in INR		
	USD	EURO	JPY	USD	EURO	JPY	USD	EURO	JPY
Financial assets									
Trade receivables	20.88	0.00	-	82.22	89.61	0.62	1,716.41	0.13	-
	20.88	0.00	-				1,716.41	0.13	-
Financial liabilities									
Trade payables	0.30	-	154.41	82.22	89.61	0.62	24.67	-	95.43
	0.30	-	154.41				24.67	-	95.43
Particulars	As at 31 March 2022			As at 31 March 2022			As at 31 March 2022		
	Amount in foreign currency			Exchange rate			Amount in INR		
	USD	EURO	JPY	USD	EURO	JPY	USD	EURO	JPY
Financial assets									
Trade receivables	23.88	-	-	75.81	84.66	0.62	1,810.27	-	-
	23.88	-	-				1,810.27	-	-
Financial liabilities									
Trade payables	1.97	-	118.72	75.81	84.66	0.62	149.26	-	73.88
Capital creditor									
	1.97	-	118.72				149.26	-	73.88

Sensitivity analysis

A reasonably possible strengthening (weakening) of the Indian Rupee against below currencies at 31 March 2023 would have affected the measurement of financial instruments denominated in functional currency and affected equity and profit or loss by the amounts shown below. This analysis is performed on foreign currency denominated monetary financial assets and financial liabilities outstanding as at the year end. This analysis assumes that all other variables, in particular interest rates, remain constant and ignores any impact of forecast sales and purchases.

Particulars	As at 31 March 2023	As at 31 March 2022
USD sensitivity*		
INR/USD- increase by 8.46% (as at 31 March 2022 3.13%)	143.12	51.99
INR/USD- decrease by 8.46% (as at 31 March 2022 3.13%)	(143.12)	(51.99)
EURO sensitivity*		
INR/EURO- increase by 5.84% (as at 31 March 2022 1.67%)	0.01	0.00
INR/EURO- decrease by 5.84% (as at 31 March 2022 1.67%)	(0.01)	(0.00)
JPY sensitivity*		
INR/JPY- increase by 0.69% (as at 31 March 2022 6.22%)	(0.66)	(4.60)
INR/JPY- decrease by 0.69% (as at 31 March 2022 6.22%)	0.66	4.60

* Holding all other variables constant

Note- We have considered change in aforesaid rate by the difference in closing and opening rate.

(ii) **Interest rate risk**

Interest rate risk is the risk that the future cash flows of a financial instrument will fluctuate because of changes in market interest rates. The Company's main interest rate risk arises from long-term borrowings and short term borrowings with variable rates.

Interest rate risk exposure

The Company's interest rate risk arises majorly from the term loans from banks carrying floating rate of interest. The exposure of the Group's borrowing to interest rate changes as reported to the management at the end of the reporting period are as follows:

	As at 31 March 2023	As at 31 March 2022
Variable rate borrowing	20,093.62	9,952.04
Weighted average interest rate	7.48%	6.75%



Sensitivity analysis

A reasonably possible change of 100 basis points (bps) in interest rates at the reporting date would have increased / (decreased) equity and profit or loss by the amounts shown below. This analysis assumes that all other variables, in particular foreign currency exchange rates, remain constant.

	For the year ended 31 March 2023	For the year ended 31 March 2022
Interest sensitivity*		
Interest rates – increase by 100 basis points (100 bps)	(200.94)	(99.52)
Interest rates – decrease by 100 basis points (100 bps)	200.94	99.52

* Holding all other variables constant

(d) Commodity price risk

Fluctuation in commodity price in market affects directly or indirectly the price of raw material and components used by the Group. The Group sells its products mainly to Original Equipment Manufacturers for whom it is manufacturing auto components. The Group does regular negotiation / adjustment of prices on the basis of changes in commodity prices.

(II) Capital management

For the purpose of the Holding Company's capital management, capital includes issued equity share capital, securities premium reserve and all other equity reserves attributable to the equity holders of the Holding Company. The primary objective of the management of the Holding Company's capital structure is to maintain an efficient mix of debt and equity in order to achieve a low cost of capital, while taking into account the desirability of retaining financial flexibility to pursue business opportunities and adequate access to liquidity to mitigate the effect of unforeseen events on cash flows.

The Holding Company manages its capital structure and makes adjustments to it in light of changes in economic conditions. To maintain or adjust the capital structure, the Holding Company may return capital to shareholders, raise new debt or issue new shares.

The Holding Company monitors capital on the basis of the debt to capital ratio, which is calculated as adjusted net interest-bearing debts divided by total capital.

Particulars	As at 31 March 2023	As at 31 March 2022
Short term borrowings (refer note 20)	10,916.32	5,744.44
Long term borrowings (refer note 15)	20,884.67	10,234.95
Less : Cash and cash equivalent (refer note 11)	(222.69)	(130.18)
Adjusted net debt	31,578.30	15,849.21
Total capital (refer note 13 and 14)	64,376.87	63,190.83
Net debt to equity ratio (in times)*	0.49	0.25

* The Group's adjusted net debt has increased by INR 15,729.09 lakhs for capital expenditure and working capital requirement against increase in shareholder's equity by INR 1,186.04 lakhs.

39 Related party disclosures

Disclosure of related parties/related party transactions pursuant to Ind AS 24 "Related Party Disclosures".

A Name of the related parties and nature of the related party relationship:

Name of the entity	Principal place of operation / country of incorporation
(i) Enterprise in which directors of the Company and their relatives are able to exercise significant influence ("Significant Influence") with whom transactions have taken place A.P. Automotives Private Limited AA Friction Materials Private Limited Vijaylaxmi Infra Projects Private Limited AHSAS Trust	India India India India
(ii) Joint Venture ASK Fras-Le Friction Private Limited	India

Name	Designation
(iii) Key management personnel and relatives of key management personnel ("KMP") Mr. Kuldip Singh Rathee Mrs. Vijay Rathee Mr. Prashant Rathee Mr. Aman Rathee Mr. Rajesh Kataria Mr. Kumaresh Chandra Misra Ms. Deepti Sehgal Mr. Arun Duggal Mr. Yogesh Kapur Mr. Vinay Kumar Piparsania Ms. Rajani Sharma Mr. Naresh Kumar	Managing Director Director Executive Director Executive Director Executive Director Independent Director (w.e.f. 01 April 2023) Independent Director (w.e.f. 01 April 2023) Independent Director (w.e.f. 01 May 2023) Independent Director (w.e.f. 01 May 2023) Independent Director (w.e.f. 01 May 2023) Company Secretary Chief Financial Officer (w.e.f. 28 March 2023)



ASK Automotive Limited (Formerly known as ASK Automotive Private Limited)
Notes forming part of consolidated financial statements (continued)
CIN: U34300DL1988PLC030342
(All amounts are in INR Lakhs, except otherwise stated)

39 Related party disclosures (continued)

B Particulars of transactions with related parties

Nature of transaction and name of related party	For the year ended 31 March 2023		For the year ended 31 March 2022	
	Joint Venture	Entities in which directors of the Company and their relatives are able to exercise significant influence	Joint Venture	Entities in which directors of the Company and their relatives are able to exercise significant influence
Purchase of goods*				
ASK Fras-Le Friction Private Limited	67.54	-	2.36	-
AA Friction Materials Private Limited	-	4,511.44	-	5,564.96
Buyback of Securities - Equity Shares⁵				
Kuldip Singh Rathee	-	-	-	5,992.50
Investments in equity shares				
ASK Fras-Le Friction Private Limited	1,200.50	-	-	-
Purchase of fixed assets*				
AA Friction Materials Private Limited	-	25.26	-	-
Rent paid*				
A.P. Automotives Private Limited	-	181.85	-	187.99
Mr. Prashant Rathee	-	-	261.68	249.22
Mr. Aman Rathee	-	-	261.68	249.22
Receiving of service*				
AA Friction Materials Pvt. Ltd.	-	825.10	-	844.01
ASK Fras-Le Friction Private Limited	29.61	-	-	-
Vijaylaxmi Infra Projects Private Limited	-	-	-	176.00
Interest earned on loan given				
ASK Fras-Le Friction Private Limited	95.99	-	95.99	-
Sale of services*				
ASK Fras-Le Friction Private Limited	259.10	-	163.51	-
Sale of products*				
ASK Fras-Le Friction Private Limited	123.48	-	38.89	-
AA Friction Materials Private Limited	-	19.67	-	742.62
Sale of fixed assets*				
ASK Fras-Le Friction Private Limited	12.91	-	-	-
AA Friction Materials Private Limited	-	2.47	-	1.74
Mrs. Vijay Rathee	-	-	-	-
Security deposit given				
A.P. Automotives Private Limited	-	-	-	82.80
Security deposit given received back				
A.P. Automotives Private Limited	-	-	-	6.30
Advances given received back				
Mr. Rajesh Katari	-	-	-	-
				19.63



Nature of transaction and name of related party	For the year ended 31 March 2023		For the year ended 31 March 2022	
	Joint Venture	Entities in which directors of the Company and their relatives are able to exercise significant influence	Joint Venture	Entities in which directors of the Company and their relatives are able to exercise significant influence
Director's Remuneration				
Mr. Kuldip Singh Rathee	-	-	-	647.74
Mr. Prashant Rathee	-	-	-	265.36
Mr. Aman Rathee	-	-	-	265.36
Mr. Rajesh Kataria	-	-	-	30.31
Remuneration				
Ms. Rajani Sharma	-	-	-	36.88
Mr. Naresh Kumar [#]	-	-	-	83.21
Corporate guarantees given				
ASK Fras-Le Friction Private Limited	-	-	2,950.00	-
CSR expenditure paid				
Ahsaas Trust	-	63.17	-	244.84
Paid for CSR Ongoing projects				
Ahsaas Trust	-	7.84	-	144.21

*Transactions have been reported inclusive of applicable taxes.

[#]Refer note 13(vii) for details.

(This space has been intentionally left blank)



C. Balance outstanding at the end of the year

Nature of balances and name of related party	As at 31 March 2023		As at 31 March 2022	
	Joint Venture	Entities in which directors of the Company and their relatives are able to exercise significant influence	Joint Venture	Entities in which directors of the Company and their relatives are able to exercise significant influence
Investment in equity shares				
ASK Fras-Le Friction Private Limited	4,312.00	-	3,111.50	-
Trade receivables				
ASK Fras-Le Friction Private Limited	-	-	54.81	-
Interest receivables				
ASK Fras-Le Friction Private Limited	21.60	-	21.60	-
Trade payables				
ASK Fras-Le Friction Private Limited	-	-	0.14	-
Vijaylaxmi Infra Projects Private Limited	-	-	-	13.66
Security deposits given				
A.P. Automotives Private Limited	-	82.80	-	82.80
Mr. Prashant Rathee	-	-	-	96.00
Mr. Aman Rathee	-	-	-	96.00
Loan given				
ASK Fras-Le Friction Private Limited	1,066.50	-	1,066.50	-
Remuneration payable				
Mr. Kuldip Singh Rathee	-	-	-	57.02
Mr. Prashant Rathee	-	-	-	-
Mr. Aman Rathee	-	-	-	12.14
Mr. Rajesh Kataria	-	-	-	1.68
Ms. Rajani Sharma	-	-	-	2.18
Mr. Naresh Kumar [#]	-	-	-	3.64
Corporate guarantees given to banks on account of facilities granted by banks				
ASK Fras-Le Friction Private Limited	8,350.00	-	8,350.00	-

[#] Mr. Naresh Kumar has been considered as key management personnel w.e.f. 28 March 2023. However, his remuneration for the entire year has been disclosed above.

39.1 Transaction with related parties are made on terms equivalent to those that prevail in arm's length transactions.

39.2 As the liabilities for the gratuity and compensated absence are provided on an actuarial basis for the Group as a whole rather than each individual employee, the amounts pertaining specifically to KMP are not known and hence, not included in the above table. Gratuity and compensated absence, are included based on actual payment in respective year based in the above table. The above KMP remuneration does not include employer contribution to employee provident fund.

39.3 The amount of INR 162.92 Lakhs incurred during the year ended 31 March 2023 towards Initial public offer related transaction costs, which the Holding Company will recover or adjust from the selling shareholders or reserves and surplus in proportion to the offer for sale or fresh issue of equity shares respectively to be decided in due course. Also, refer note 6.

39.4 The Holding Company has given a letter of continued financial support to its Subsidiary Company (ASK Automotives Private Limited) for the year ended 31 March 2023 and Joint Venture Company (ASK Fras-Le Friction Private Limited) for the years ended 31 March 2023 and 31 March 2022. Refer note 35.3 and 35.4 for more details.



40 Restatement of previously reported financial information

During the current year ended 31 March 2023, the Holding Company has restated the comparative financial information as at 31 March 2022 due to classification of certain balances as further explained in Note 10.3 and 20.1. The impact of these adjustments as at 31 March 2022 and 31 March 2021 is not considered to be material to the Group, as there is no impact on Consolidated statement of profit and loss, net worth or key financial ratios of the Holding Company reported in earlier years. The impact of restatement is detailed below:

A) Impact on consolidated financial statement line items:

Particulars	Notes	Amount as on 31 March 2022 (Reported)	Adjustments	Amount as on 31 March 2022 (Restated)	Amount as on 1 April 2021 (Reported)	Adjustments	Amount as on 1 April 2021 (Restated)
Current assets							
Trade receivables	Note 10.3	16,590.77	3,525.28	20,116.05	13,270.41	2,587.88	15,858.29
Current liabilities							
Borrowings	Note 20.1	2,219.16	3,525.28	5,744.44	1,134.53	2,587.88	3,722.41

B) Impact on Consolidated statement of Cash Flows

Particulars	As at 31 March 2022 (Reported)	Adjustments	As at 31 March 2022 (Restated)
Movement in working capital			
Change in trade receivables	(3,256.16)	(937.40)	(4,193.56)
Cash flow from financing activities			
Movement of short term borrowings (net)	476.60	937.40	1,414.00

41 Capital work in progress (CWIP)

CWIP Ageing schedule[#]

As at 31 March 2023		Amount in CWIP for a period of				Total
CWIP	Less than 1 year	1-2 years	2-3 years	More than 3 years		
Project in progress	11,691.53	133.00	-	-	11,824.53	
Projects temporarily suspended	-	-	-	-	-	
Total	11,691.53	133.00	-	-	11,824.53	

As at 31 March 2022		Amount in CWIP for a period of				Total
CWIP	Less than 1 year	1-2 years	2-3 years	More than 3 years		
Project in progress	285.01	-	-	-	285.01	
Projects temporarily suspended	-	-	-	-	-	
Total	285.01	-	-	-	285.01	

[#] The Group has no CWIP, whose completion is overdue or has exceeded its cost compared to its original plan.

(This space has been intentionally left blank)



42 Quarterly Statements submitted to Bank

The Holding company has borrowings from banks and financial institutions (Refer note no 20). The Subsidiary Company does not have any working capital limit, hence quarterly statements is not required to be submitted with the banks and financial institutions.

The periodical statements of current assets* submitted by the Holding company with the banks and financial institutions are in agreement with books of account except as under:

For the year ended 31 March 2023

Quarter	Name of Bank	Particulars of security provided	Amount as per books of account	Amount as reported in the quarterly return/ statement	Difference	Reason for material discrepancies
June 2022	**	**	15,485.26	12,102.39	(3,382.87)	The difference is on account of trade receivables discounted through sales invoice discounting facility not netted off during quarterly closure of books of accounts.
September 2022	**	**	17,193.27	13,954.28	(3,238.99)	
December 2022	**	**	13,237.60	10,682.82	(2,554.78)	
March 2023	**	**	19,322.96	16,253.39	(3,069.57)	

For the year ended 31 March 2022

Quarter	Name of Bank	Particulars of security provided	Amount as per books of account	Amount as reported in the quarterly return/ statement	Difference	Reason for material discrepancies
June 2021	**	**	8,908.89	10,761.89	1,853.00	***
September 2021	**	**	11,504.50	12,299.28	794.78	***
December 2021	**	**	13,918.90	14,072.84	153.94	***
March 2022	**	**	14,674.02	10,933.40	(3,740.62)	***

* Current Assets = Inventories + Trade Receivables - Trade Payables

** Name of Bank & Security provided

Name of Bank	Particulars of Security provided
HDFC Bank Limited	Working Capital facility secured by first pari passu charge on current assets and movable fixed assets of the company both present and future excluding assets exclusively financed by term lenders. The said loan is also secured by first pari passu charge on immovable property being land and building at Plot No. 66-67, Udyog Vihar Phase-I, Gurgaon (Haryana).
Kotak Mahindra Bank Limited	Working capital facility is secured by first pari passu hypothecation charge on all existing and future current assets and all existing and future movable fixed assets excluding assets exclusively financed by term lenders. The said loan is also secured by first pari passu mortgage charge on immovable property being land and building situated at Plot No. 66-67, Udyog Vihar Phase-I, Gurgaon (Haryana).
Axis Bank Limited	Working Capital facility is secured by way of first pari passu hypothecation charge on entire current assets and movable fixed assets (excluding assets exclusively financed by term lenders) both present and future of the company. The said loan is also secured by first pari passu charge by way of equitable mortgage on immovable property being land and building situated at Plot No. 66-67, Udyog Vihar Phase-I, Gurgaon (Haryana).
Citi Bank N.A.	Working capital facility is secured by First pari passu charge on present and future stocks and book debts and first pari passu charge on all movable fixed assets of the Company except the assets which are exclusively charged to any lender for term loan facility. The said loan is also secured by way of equitable mortgage on land & building located at Plot No. 66-67, Udyog Vihar Phase-I, Gurgaon (Haryana).

*** Reasons for material discrepancies

Quarter	Goods in Transit	Provisions	Discounted Trade Receivables	Total	Remarks
June 2021	1369.05	2269.22	(1,785.27)	1853.00	Quarterly returns filed with the bank were based on provisional numbers and difference is mainly on account of goods in transit and provisions and also on account of restatement of trade receivables discounted through sales invoice discounting facility.
September 2021	1,560.49	2,965.97	(3,731.68)	794.78	
December 2021	1,167.97	2,462.06	(3,476.09)	153.94	
March 2022	-	(215.34)	(3,525.28)	(3,740.62)	

(This space has been intentionally left blank)



43 Additional information as required by Paragraph 2 of the General Instructions for Preparation of Consolidated Financial Statements to Schedule III to the Companies Act 2013:

For the year ended 31 March 2023

Name of the Entity	Net Assets i.e. total asset less total liabilities		Shares in profit/(loss)		Share in other comprehensive income		Share in total comprehensive income	
	As % of Consolidated Net Assets	Amount	As % of Consolidated Profit or (Loss)	Amount	As % of other comprehensive income	Amount	As % of total comprehensive income	Amount
Holding Company ASK Automotive Limited (Formerly known as ASK Automotive Private Limited)	107.31%	69,081.80	110.61%	13,599.24	(413.67)%	5.37	110.66%	13,604.61
Subsidiary Indian ASK Automobiles Private Limited	(0.61)%	(394.19)	(3.57)%	(438.94)	-	-	(3.57)%	(438.94)
Joint Venture* Indian ASK Fras-le Friction Private Limited	1.26%	810.96	(4.79)%	(589.21)	513.67%	(6.67)	(4.85)%	(595.88)
Adjustments arising out of consolidation	(7.96)%	(5,121.70)	(2.25)%	(276.09)	-	-	(2.25)%	(276.09)
Total	100.00%	64,376.87	100.00%	12,295.00	100.00%	(1.30)	100.00%	12,293.70

For the year ended 31 March 2022

Name of the Entity	Net Assets i.e. total asset less total liabilities		Shares in profit/(loss)		Share in other comprehensive income		Share in total comprehensive income	
	As % of Consolidated Net Assets	Amount	As % of Consolidated Profit or (Loss)	Amount	As % of other comprehensive income	Amount	As % of total comprehensive income	Amount
Holding Company ASK Automotive Private Limited	105.35%	66,573.82	107.35%	8,873.07	101.67%	94.74	107.28%	8,967.81
Subsidiary Indian ASK Automobiles Private Limited	0.07%	44.75	(0.34)%	(27.99)	0.00%	-	(0.33)%	(27.99)
Joint Venture* Indian ASK Fras-le Friction Private Limited	0.34%	216.92	(6.38)%	(527.50)	(1.67)%	(1.55)	(6.33)%	(529.05)
Adjustments arising out of consolidation	(5.77)%	(3,644.66)	(0.63)%	(51.72)	0.00%	-	(0.62)%	(51.72)
Total	100.00%	63,190.83	100.00%	8,265.86	100.00%	93.19	100.00%	8,359.05

*Investment accounted as per equity method

(This space has been intentionally left blank)



- 44 The Group recorded the lease liability at the present value of the remaining lease payments discounted at the incremental borrowing rate and has measured right-of-use asset at an amount equal to lease liability.

Right of use assets (Net Block):

Particulars	Amount
As at 1 April 2021	777.82
Additions	9,152.98
Deletions/Adjustment	(371.35)
Amortisation during the year	711.42
As at 31 March 2022	8,848.03
Additions	414.98
Deletions/Adjustment	(75.29)
Amortisation during the year	759.29
As at 31 March 2023	8,428.43

Lease liability:

Particulars	Amount
As at 1 April 2021	427.42
Additions	9,098.02
Deletions/Adjustment	26.68
Finance cost for the year	129.55
Repayment made during the year (including Interest)	8,072.91
As at 31 March 2022	1,555.40
Additions	408.59
Deletions/Adjustment	90.81
Finance cost for the year	86.64
Repayment made during the year (including Interest)	972.83
As at 31 March 2023	986.99

Maturity profile of Lease liability:

Year ended 31 March 2023

Particulars	within 1 year	1-3 years	3-5 years	Above 5 years	Total
Lease payments (Cash)	766.39	254.38	39.16	-	1,059.93
Less:- Interest payments	44.58	27.32	1.04	-	72.94
Lease Principal	721.81	227.06	38.12	-	986.99

Year ended 31 March 2022

Particulars	within 1 year	1-3 years	3-5 years	Above 5 years	Total
Lease payments (Cash)	769.82	895.07	19.06	-	1,683.95
Less:- Interest payments	87.51	40.88	0.16	-	128.55
Lease Principal	682.31	854.19	18.90	-	1,555.40


Following amount has been recognised in consolidated statement of profit and loss account:

Particulars	31 March 2023	31 March 2022
Amortisation on right of use asset (refer note 4A)	759.29	711.42
Interest on lease liabilities (refer note 29)	86.64	129.55
Expenses related to short term leases (included in Rent under other expenses) (refer note 31)	54.39	33.37
Total amount recognized in consolidated statement of profit and loss	900.32	874.34

- 45 Disclosure pursuant to Ind AS 7 "Statement of cash flows"- changes in liabilities arising from financing activities:

Particulars	Non- current borrowings (including current maturities) (refer note 15)	Current borrowings (refer note 20)	Interest accrued on borrowings (refer note 22)	Total
Opening balance as at 1 April 2021	5,401.53	2,587.88	24.60	8,014.01
(a) Changes from financing cash flow	6,575.00	1,414.00	(673.19)	7,315.81
(b) Interest charge to consolidated statement of profit and loss	-	-	664.66	664.66
(c) Amortisation of Bank charges during the year	0.98	-	(0.98)	-
(d) Interest capitalised to CWIP	-	-	32.40	32.40
Closing balance as at 31 March 2022	11,977.51	4,001.88	47.49	16,026.88
Opening balance as at 1 April 2022	11,977.51	4,001.88	47.49	16,026.88
(a) Changes from financing cash flow	11,203.50	4,617.05	(1,430.49)	14,390.06
(b) Interest charge to consolidated statement of profit and loss	-	-	1,021.27	1,021.27
(c) Amortisation of Bank Charges during the year	1.06	-	(1.06)	-
(d) Interest capitalised to CWIP	-	-	492.99	492.99
Closing balance as at 31 March 2023	23,182.07	8,618.93	130.20	31,931.20

Refer Note 44 for changes in liability related to leases.



46 Revenue from Contracts with Customers**A Disaggregation of revenue**

The Group has performed a disaggregated analysis of revenues considering the nature, amount, timing and uncertainty of revenues. This includes disclosure of revenues by geography and timing of recognition.

Revenue from operations	Year ended 31 March 2023	Year ended 31 March 2022
Revenue by geography		
Domestic*	246,615.46	191,538.88
Export [#]	9,714.00	8,857.09
Total	256,329.46	200,395.97
Adjustment for goods in transit net of opening:-		
Domestic	(395.64)	(284.42)
Export	(417.16)	1,196.80
Total	(812.80)	912.38
Net Revenue from operations	255,516.66	201,308.35
Revenue by time		
Revenue recognised at point in time	255,516.66	201,308.35
Revenue recognised over time	-	-
Total	255,516.66	201,308.35

* Export benefit has been included in domestic revenue INR 203.71 lakhs (31 March 2022: INR 248.43 lakhs)

[#] Indirect/Deemed exports included in export revenue INR 102.12 lakhs (31 March 2022: INR 147.08 lakhs)

B. Significant changes in the contract liabilities balances during the year are as follows:

Particulars	Year ended 31 March 2023	Year ended 31 March 2022
Opening Balance	674.62	417.94
Add: Net Addition during the year	1,078.85	668.32
Less: Revenue recognised during the year	573.00	411.64
Closing Balance	1,180.47	674.62

C. Assets and liabilities related to contracts with customers

Description	As at 31 March 2023		As at 31 March 2022	
	Non-current	Current	Non-current	Current
Contract liabilities related to sale of goods				
Advance from customers	-	1,180.47	-	674.62

D. Reconciliation of revenue recognised in Consolidated Statement of Profit and Loss with Contract price

Description	Year ended 31 March 2023	Year ended 31 March 2022
Contract price	258,323.02	204,082.60
Less: Discount, rebates, credits etc.	2,806.36	2,774.25
Revenue from operations as per Consolidated Statement of Profit and Loss	255,516.66	201,308.35

(This space has been intentionally left blank)



47 Other disclosures required as per schedule III-

- (a) The Group has not invested or traded in crypto currency & virtual currency.
- (b) The Group has not advanced or loaned or invested funds to any other person(s) or entity(ies), including foreign entities (intermediaries) with the understanding that the intermediary shall:
- (i) directly or indirectly lend or invest in other persons or entities identified in any manner whatsoever by or on behalf of the Group (Ultimate Beneficiaries); or
- (ii) provide any guarantee, security or the like to or on behalf of the Ultimate Beneficiaries;
- (c) The Group has not received any fund from any person(s) or entity(ies), including foreign entities (Funding Party) with the understanding (whether recorded in writing or otherwise) that the Group shall:
- (i) directly or indirectly lend or invest in other persons or entities identified in any manner whatsoever by or on behalf of the Funding Party (Ultimate Beneficiaries) or
- (ii) provide any guarantee, security or the like on behalf of the Ultimate Beneficiaries.
- (d) The borrowings obtained by the Group from banks and financial institutions have been applied for the purposes for which such loans were taken.
- (e) The Group has not been declared willful defaulter by any bank or financial Institution or other lender.
- (f) The Group does not have any such transaction which is not recorded in the books of accounts that has been surrendered or disclosed as income during the year in the tax assessments under the Income Tax Act, 1961 (such as, search or survey or any other relevant provisions of the Income Tax Act, 1961).
- (g) There has not been any proceedings initiated or pending against the Group for holding any benami property under the Benami transactions (Prohibition) Act, 1988 (45 of 1988) and rules made thereunder.
- (h) **Relationship with struck off companies**
The Group has no transaction/ Balance with companies struck off under section 248 of the companies act, 2013 to the best of the knowledge of company's management except below:

Name of struck off Company	Nature of transactions	Balance outstanding		Relationship
		As at 31 March 2023	As at 31 March 2022	
Perfect Polyplast India Private Limited	Payables	-	-	Vendor
Absolut Info Systems Private Limited	Payables	-	-	Vendor
Rohit Industries Group (P) Ltd.	Payables	-	0.86	Vendor

- (i) The Group does not have any charges or satisfactions, which is yet to be registered with Registrar of companies, beyond the statutory period prescribed under the Companies Act 2013 and the rules made thereunder.
- (j) The title deeds of all the immovable properties (other than properties where the Group is the lessee and the lease agreements are duly executed in favour of the lessee), as disclosed in note 3 to the consolidated financial statements, are held in the name of the Group except the one disclosed in note 3.4.
- (k) The Group has not revalued its property, plant and equipment (including right-of-use assets) or intangible assets or both during the current or previous year.
- (l) The Group has complied with the number of layers prescribed under clause (87) of section 2 of the Act read with the Companies (Restriction on number of layers) Rules 2017
- 48** Certain amounts (currency value or percentages) shown in various tables and paragraphs included in these consolidated financial statements have been rounded off or truncated as deemed appropriate by the management of the Group.
- 49** Previous year figures regrouped / reclassified wherever necessary to confirm to current year's classification.
- 50** No significant subsequent events have occurred post the balance sheet date 31 March 2023 which may require an adjustment to the consolidated financial statements.
- 51 Authorisation of financial statements**
The Consolidated financial statements for the year ended 31 March 2023 were approved by the board of directors on 16 May 2023.

For Walker ChandioK & Co LLP
Chartered Accountants
Firm's Registration No.: 001076N/N500013

For and on behalf of the Board of Directors of
ASK Automotive Limited (Formerly known as ASK Automotive Private Limited)



Ashish Gera
Partner
Membership No.: 508685




Kuldeep Singh Rathee
Managing Director
DIN: 00041032



Prashant Rathee
Executive Director
DIN: 00041081



Naresh Kumar
Chief Financial Officer



Rajani Sharma
Company Secretary
M.No. 14391

Place: Gurugram
Date: 16 May 2023

Place: Gurugram
Date: 16 May 2023

